

2024-2025 District Data Cohort MAP Presentation

Soaring to Excellence



San Elizario ISD

2024-2025 MAP Data Review

- ✓ Compare Apples to Apples
- ✓ Look at the students in the cohort did last year and compare how they are doing this year
- ✓ Looking at RIT Scores for MAP Assessments
- ✓ RIT Average should be increasing year to year

MAP Testing Data is only available for 23-24 and 24-25

Soaring to Excellence



What is the RIT Score?

When students finish their MAP Growth test, they receive an RIT score for each area they are tested in (reading, language usage, math, or science). This score represents a student's achievement level at any given moment and helps measure their academic growth over time. The RIT scale is a stable scale, like feet and inches, that accurately measures student performance, regardless of age, grades, or grade level. Like marking height on a growth chart and seeing how tall your child is at various points in time, you can also see how much they have grown between tests.

Soaring to Excellence



What is the RIT Score?

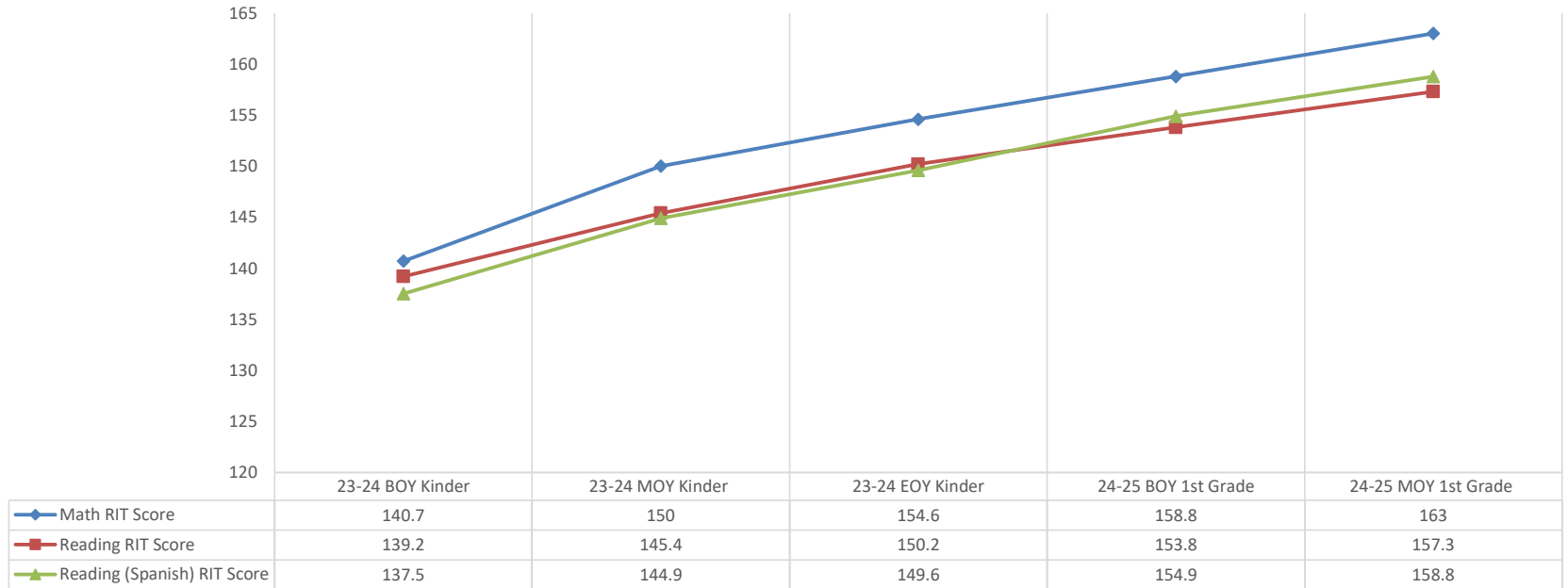
- RIT stands for Rasch Unit.
- It's a measurement scale used by MAP Growth to assess student achievement and growth.
- An RIT score represents the level where a student is about 50% likely to answer items correctly.
- The RIT scale ranges from 100 to 350.

Soaring to Excellence



2024-2025 MAP Data Review

2024-2025 SEISD 1ST GRADE MAP DATA



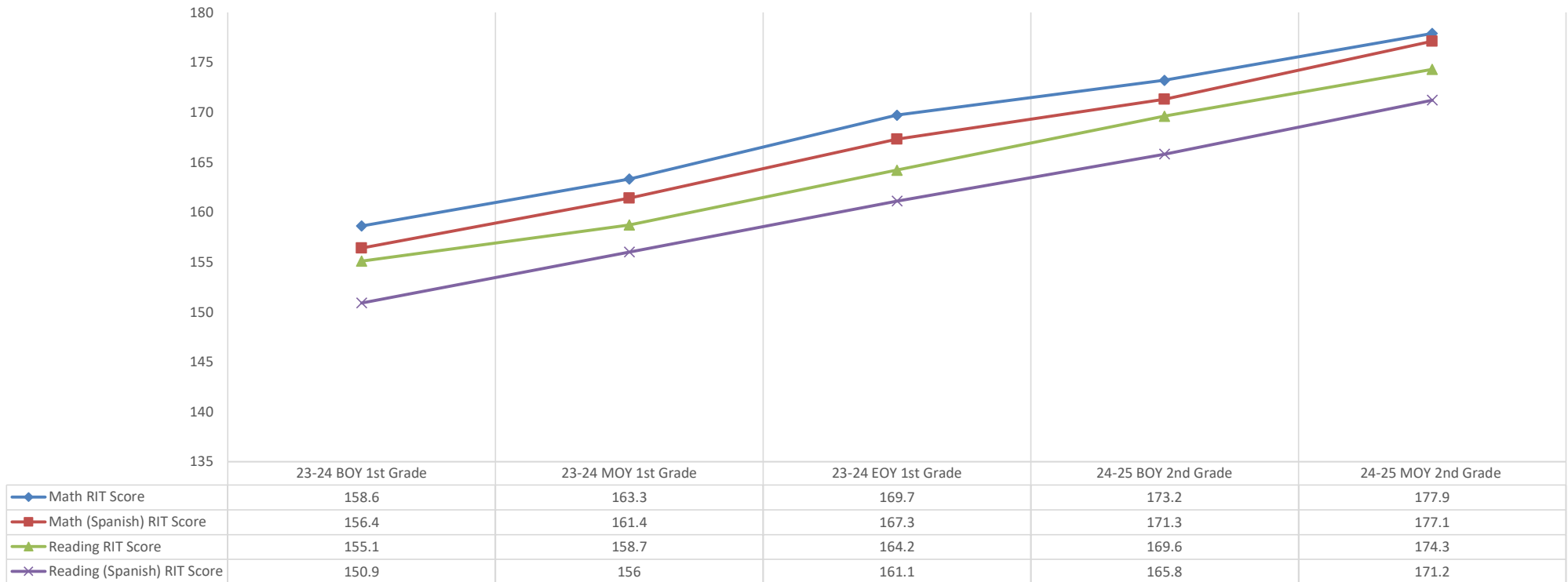
1st Grade There is an **8+** point growth in kinder MOY to 1st grade MOY in reading and math tests. Students are showing growth and are moving in the right direction.

Soaring to Excellence



2024-2025 MAP Data Review

2024-2025 SEISD 2ND GRADE MAP DATA



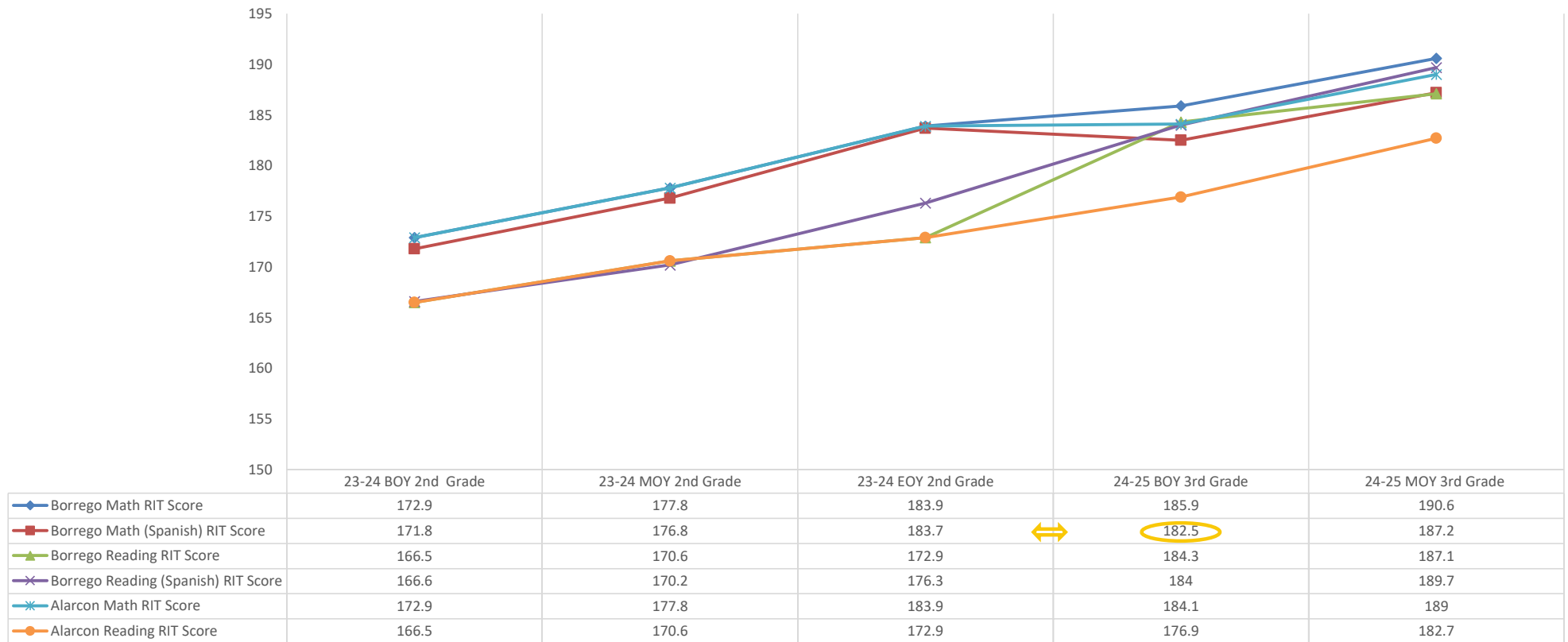
2nd Grade There is a **10+** point growth in 1st grade to 2nd grade MOY in reading and math tests.
Students are showing growth and are moving to the right direction.

Soaring to Excellence



2024-2025 MAP Data Review

2024-2025 SEISD 3RD GRADE MAP DATA



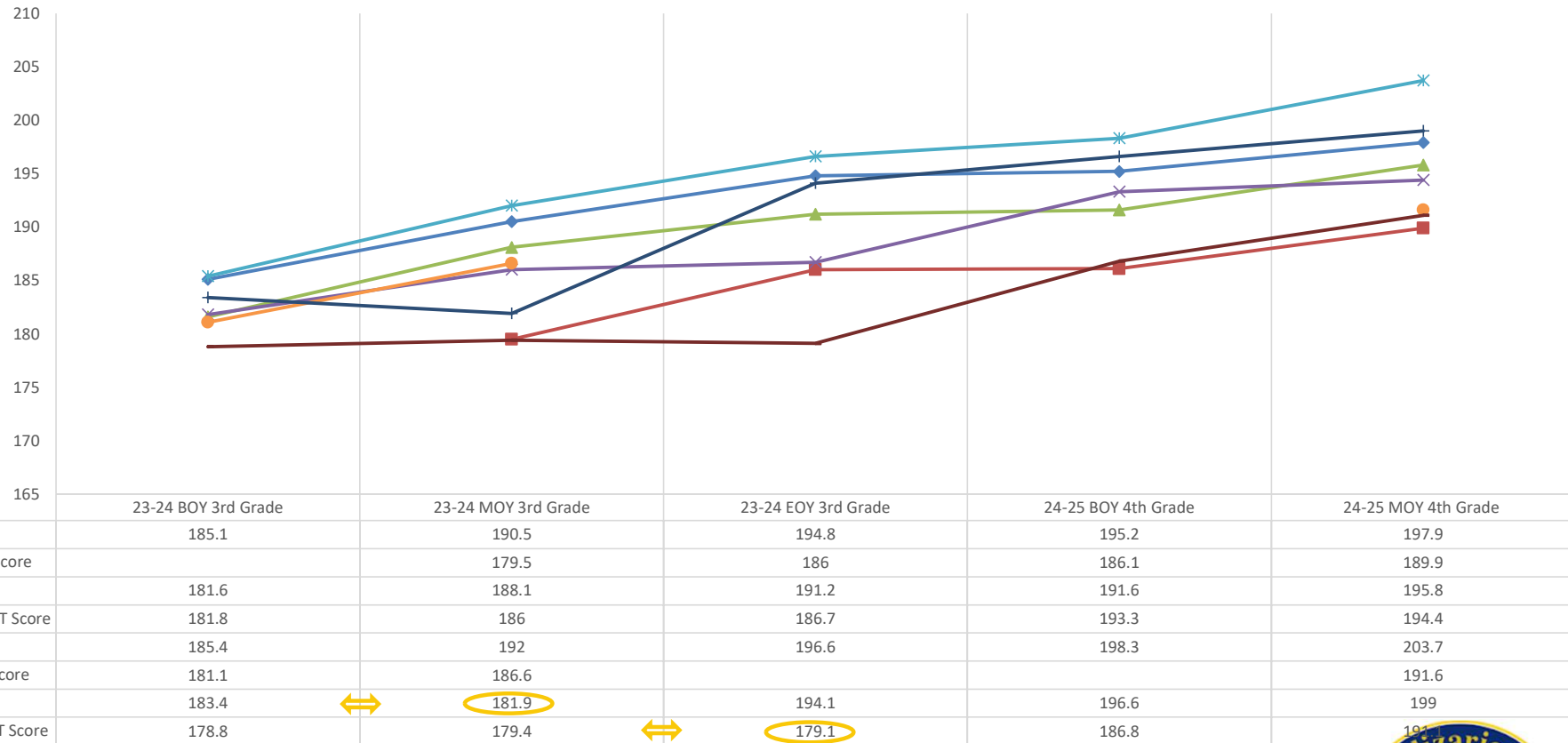
3rd Grade There is an **10+** point growth in 2nd grade to 3rd grade MOY in reading and math tests.
There was a bit of a decline in Math Spanish as students transitioned from 2nd to 3rd grade.

Soaring to Excellence



2024-2025 MAP Data Review

2024-2025 SEISD 4TH GRADE MAP DATA



4th Grade There is an **8+** point growth in 3rd-grade MOY to 4th-grade MOY in reading and math tests.

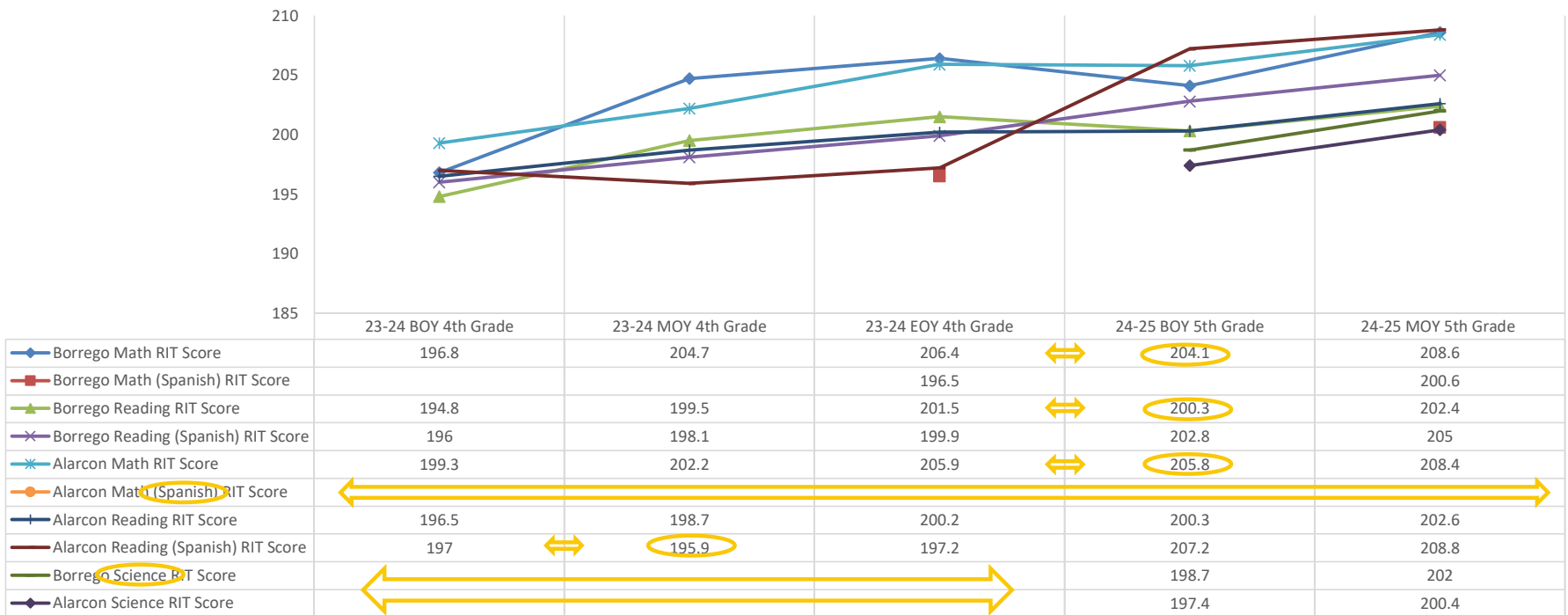
Students in 3rd grade struggled a bit in 3rd grade but by the middle of the year in 4th grade were back on track of growth.

Soaring to Excellence



2024-2025 MAP Data Review

2024-2025 SEISD 5TH GRADE MAP DATA



5th Grade There is a **3+** point growth in 4th-grade MOY to 5th-grade MOY in reading and math tests.

There was a decline in math/reading as students transitioned from 3rd to 4th grade at Borrego and Reading at Alarcon, as the year progressed data shows growth of 2+

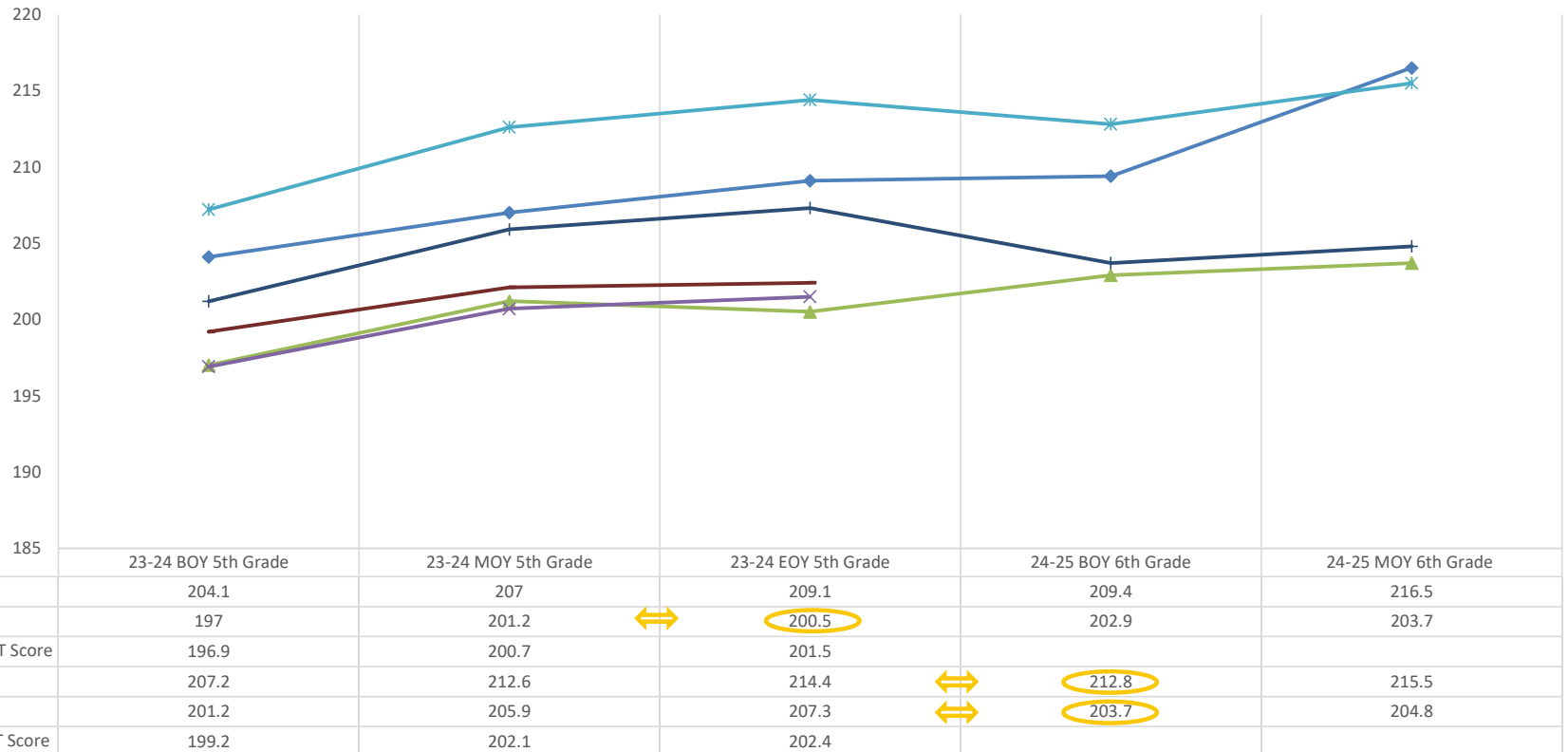
These are the students who were learning from home (Kinder) due to the pandemic, which shows that it has taken some transition time.

Soaring to Excellence



2024-2025 MAP Data Review

2024-2025 SEISD 6TH GRADE MAP DATA



6th Grade Borrego Math shows an **8+** increase as Borrego Reading and Alarcon Math show a **2+** increase as Alarcon Reading shows a **1-** looking at MOY data for 5th to 6th grade.

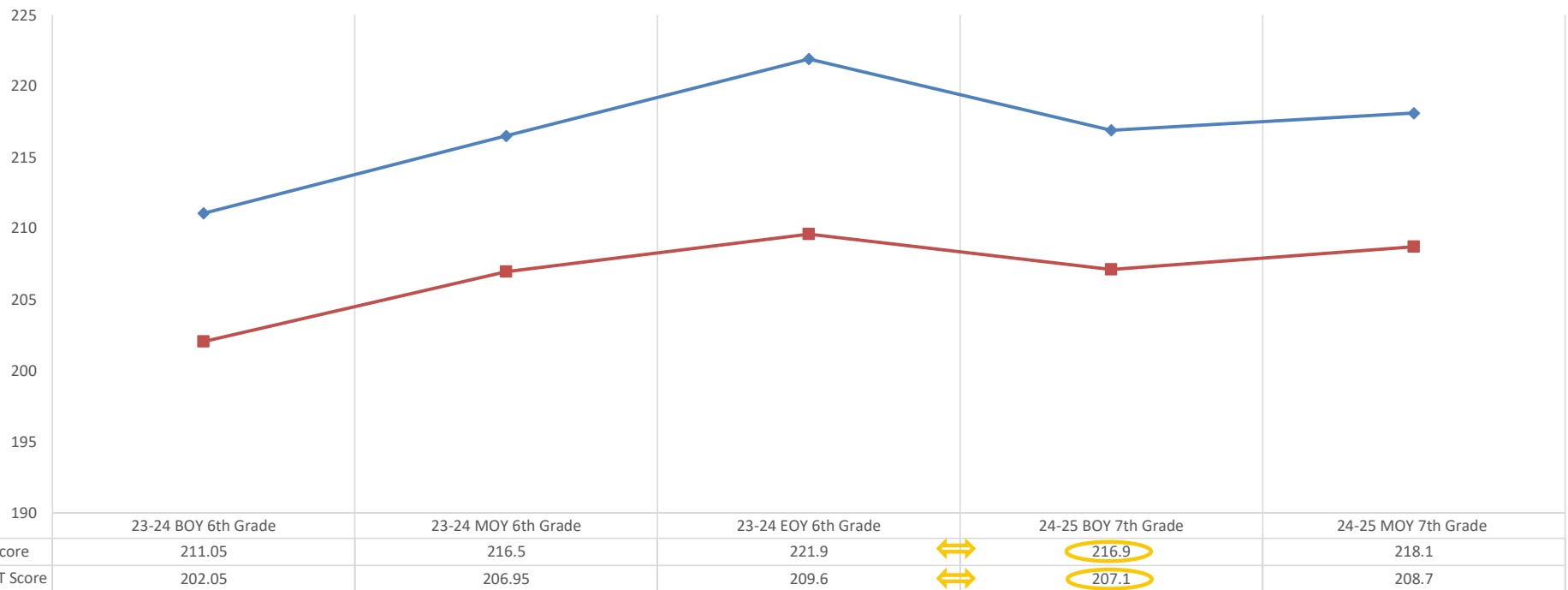
These are the group of students that were learning from home (1st grade) due to the pandemic.

Soaring to Excellence



2024-2025 MAP Data Review

2024-2025 SEISD 7TH GRADE MAP DATA



7th Grade There is a **2+** point growth in 6th-grade MOY to 7th-grade MOY in reading and math tests.

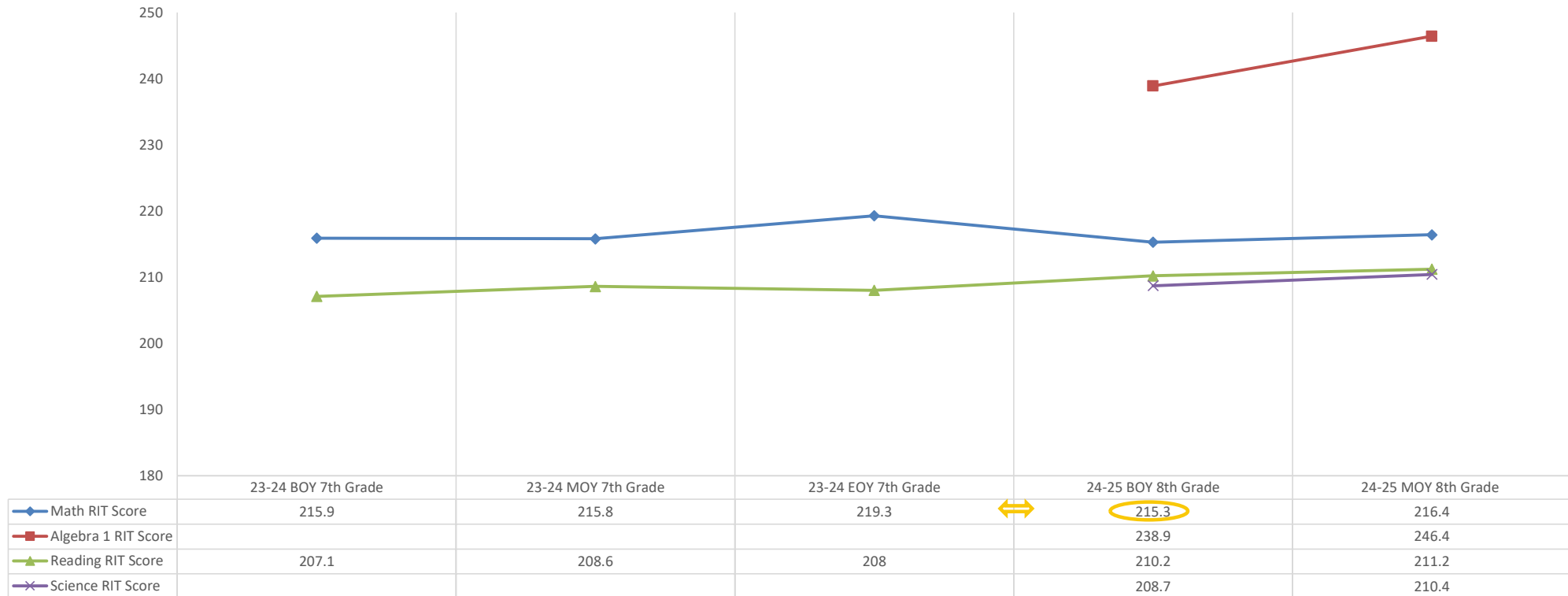
These are the group of students that were learning from home (2nd grade) due to the pandemic.

Soaring to Excellence



2024-2025 MAP Data Review

2024-2025 SEISD 8TH GRADE MAP DATA



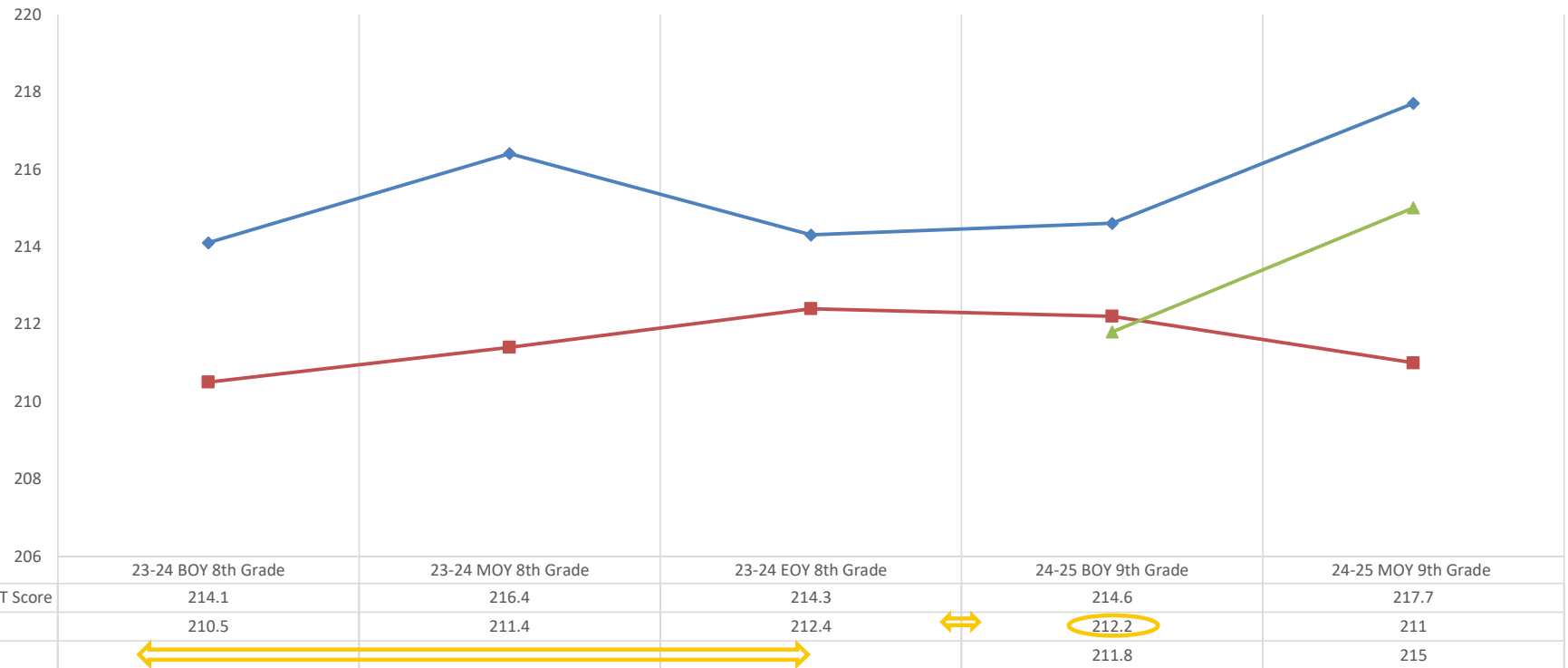
8th Grade There is a **.5+** point growth in 7th grade MOY to 8th grade MOY in math tests and a **2+** increase in Reading
 These are the group of students that were learning from home (3rd grade) due to the pandemic.

Soaring to Excellence



2024-2025 MAP Data Review

2024-2025 SEISD 9TH GRADE MAP DATA



9th Grade There is a **1+** point growth in 8th grade MOY to 9th grade MOY in math tests and a **.5-** decrease in Reading

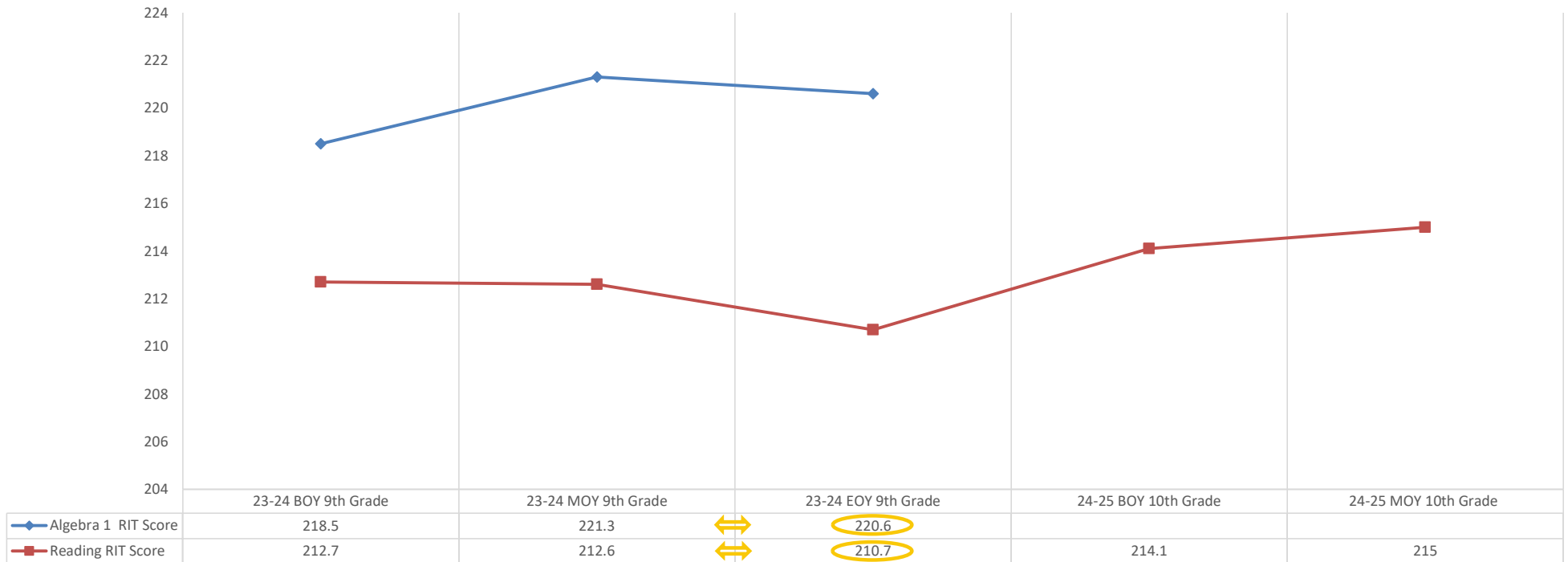
These are the group of students that were learning from home (4th grade) due to the pandemic

Soaring to Excellence



2024-2025 MAP Data Review

2024-2025 SEISD 10TH GRADE MAP DATA



10th Grade There is a **2+** point growth in 9th grade MOY to 10th grade MOY in reading and there is no testing for math in 10th grade.

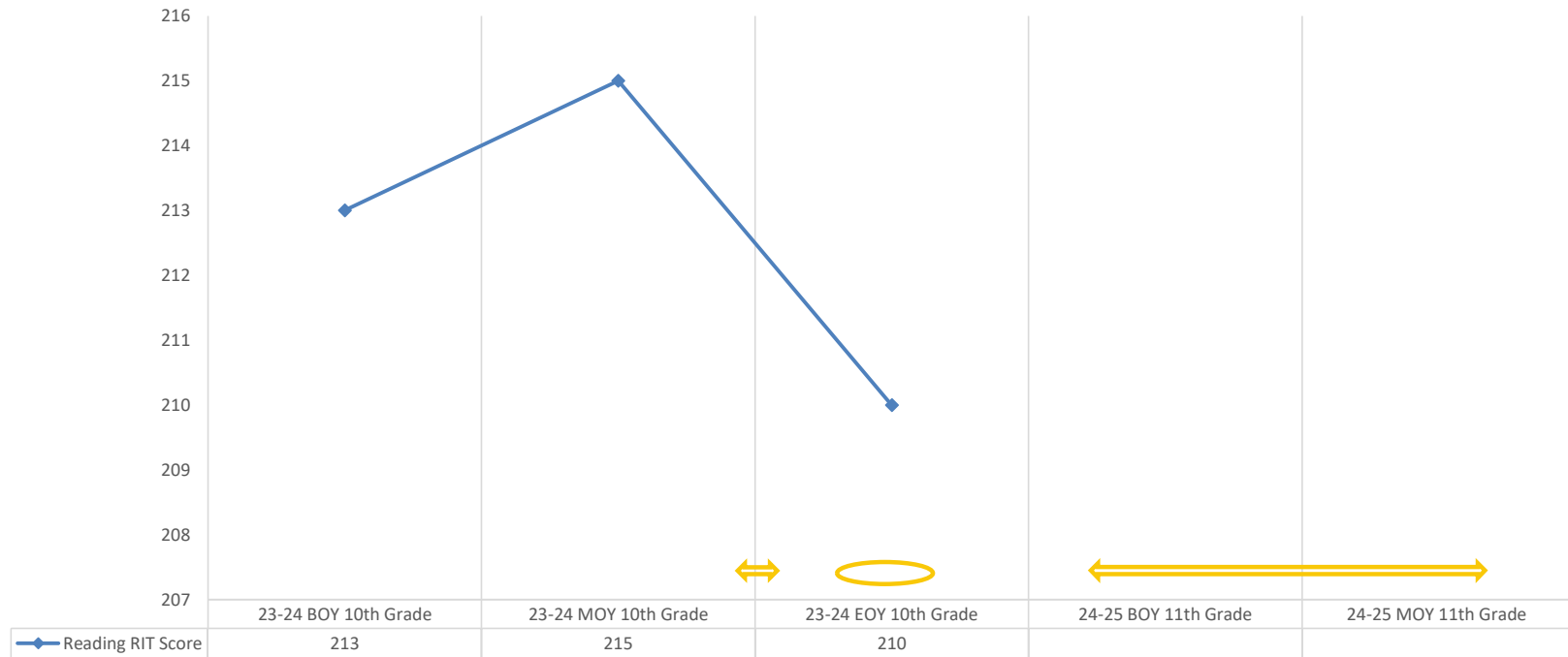
These are the group of students that were learning from home (5th grade) due to the pandemic.

Soaring to Excellence



2024-2025 MAP Data Review

2024-2025 SEISD 11TH GRADE MAP DATA



Soaring to Excellence



2024-2025 MAP Data Review

1 st Gd	There is an 8+ point growth in kinder MOY to 1st grade MOY in reading and math tests. Students are showing growth and are moving to the right direction.
2 nd Gd	There is a 10+ point growth in 1st grade to 2nd grade MOY in reading and math tests Students are showing growth and are moving in the right direction.
3 rd Gd	There is a 10+ point growth in 2nd grade to 3rd grade MOY in reading and math tests. There was a bit of a decline in Math Spanish as students transitioned from 2nd to 3rd grade.
4 th Gd	There is an 8+ point growth in 3 rd -grade MOY to 4 th -grade MOY in reading and math tests. Students in 3rd grade struggled a bit in 3rd grade, but by the middle of the year in 4th grade, they were back on track of growth.
5 th Gd	There is a 3+ point growth in 4th grade MOY to 5th grade MOY in reading and math tests There was a decline in math/reading as students transitioned from 3rd to 4th grade at Borrego and Reading at Alarcon, as the year progressed data shows growth of 2+. These are the group of students that were learning from home (Kinder) due to the pandemic, which shows has taken some transition time.
6 th Gd	Borrego Math shows an 8+ increase as Borrego Reading and Alarcon Math show a 2+ increase as Alarcon Reading shows a 1- looking at MOY data for 5th to 6th grade. These are the students who were learning from home (1st grade) due to the pandemic, which shows that it has taken some transition time.

Summary of data

-Students that were at home during the pandemic show very little to no growth from last year to this year.

-Students that transitioned from Sambrano to Borrego/Alarcon during the pandemic showed less growth

-Current Data shows that most Growth is occurring between 1st and 4th grade

-Foundation is set during the lower levels

Things To Know

-Classroom turnaround has diminished within the last two years

-P&I leadership and district positions staff adjustments within the last year/months

-New campus administration in 50% of our campuses within the last year

Soaring to Excellence



2024-2025 MAP Data Review

7 th Gd	There is a 2+ point growth in 6 th -grade MOY to 7 th -grade MOY in reading and math tests.
	These are the group of students that were learning from home (2nd grade) due to the pandemic, which shows has taken some transition time.
8 th Gd	There is a .5+ point growth in 7th grade MOY to 8th grade MOY in math tests and a 2+ increase in Reading
	These are the group of students that were learning from home (3rd grade) due to the pandemic, which shows has taken some transition time.
	Students that were transitioning to the Elementaries during the pandemic..
9 th Gd	There is a 1+ point growth in 8th grade MOY to 9th grade MOY in math tests and a .5- decrease in Reading
	These are the group of students that were learning from home (4th grade) due to the pandemic, which shows has taken some transition time.
10 th Gd	There is a 2+ point growth in 9th grade MOY to 10th grade MOY in reading and there is no testing for math in 10th grade
	These are the students who were learning from home (5th grade) due to the pandemic, which shows that it has taken some transition time.
11 th Gd	No Reading or Math Data - Do not test – CCMR - High School is currently working on identifying
12 th Gd	No Reading or Math Data - Do not test CCMR – Current 142 out of 254, Projected 187 out of 254 (working on 45 students, 70%)

Summary of data

-Students that were at home during the pandemic show very little to no growth from last year to this year.

-Students that transitioned from Sambrano to Borrego/Alarcon during the pandemic showed less growth

-Current Data shows that most Growth is occurring between 1st and 4th grade

-Foundation is set during the lower levels

Things To Know

-Classroom turnaround has diminished within the last two years

-P&I leadership and district positions staff adjustments within the last year or months

-New campus administration in 50% of our campuses within the last year

Soaring to Excellence



SEISD P&I Adjustments Nov 24 - Present

***MANY OF THE ITEMS BELOW HAVE BEEN EXPECTED BUT ARE NOW BEING MONITORED**

Teacher and campus leadership feedback	<ul style="list-style-type: none"> - PLC process realignment and expectations <ul style="list-style-type: none"> - Training provided
PLC being led by campus leadership team and instructional team <ul style="list-style-type: none"> - PLC Meeting Agenda - SEISD Leeson Plan Template 	<ul style="list-style-type: none"> - Increase walkthroughs across the district <ul style="list-style-type: none"> - This includes IO's and ISS have performed over 180 walkthroughs beginning 1-23-25 until 3-21-25 - Provide timely feedback to teachers
Ios are working closer with specific teachers and providing student interventions for support	P&I On going meetings as a department to discuss areas of focus, data or future planning
Emphasizing First teach, Bell to bell instruction, Student collaboration, checking for understanding, writing and reading	Aligning intersession process and planning
Align testing dates and expectation across the district <ul style="list-style-type: none"> -Incorporate STAAR/EOC released items to increase rigor and align end of year expectations 	Monitor deadlines for grades and data submissions
Align instructional Materials, Tier 1 and Tier 2	Adopt instructional materials with teacher input for 25-26 school year
Focus on Bell-to-bell instruction, Student collaboration, Reading and writing, purposeful questioning	Partnered with Region 19 for instructional observations, data collection process
Rockin' Review for all tested areas	Master Schedule planning and adjustment is in process for 2025-2026
Advanced Math for All 6 th graders 25-26 school year	Planning Calendar for 25-26 school year and implementing feedback of areas of concern – work in progress

Soaring to Excellence



**THANK YOU TO OUR DISTRICT STAFF AND
BOARD OF TRUSTEES AS IT TAKES
EVERYONE TO DO THEIR PART TO ENSURE
OUR STUDENTS SUCCEED AND ARE 21ST
CENTURY READY**

Soaring to Excellence

