

**September 2016**

Derby Public Schools

# Performance Dashboard

---

## Derby Middle School

William Vitelli, Principal

*“People without information cannot act. People with information cannot help but act.”*

*Ken Blanchard*



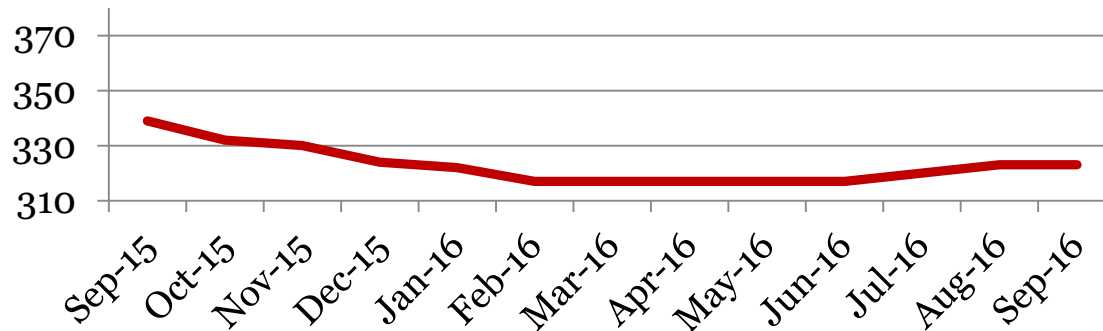
# Monthly Data

Derby Middle School

## Enrollment – 1<sup>st</sup> of the month

	6	7	8	Total
<b>Sept-16</b>	97	120	106	<b>323</b>
<b>June-16</b>	113	109	95	<b>317</b>
<b>May-16</b>	113	109	95	<b>317</b>
<b>Apr-16</b>	113	109	95	<b>317</b>
<b>Mar-16</b>	113	109	95	<b>317</b>
<b>Feb-16</b>	113	109	95	<b>317</b>
<b>Jan-16</b>	114	112	96	<b>322</b>
<b>Dec-15</b>	114	113	97	<b>324</b>
<b>Nov-15</b>	116	113	101	<b>330</b>
<b>Oct-15</b>	116	114	102	<b>332</b>
<b>Sep-15</b>	119	116	104	<b>339</b>

## Total School Enrollment

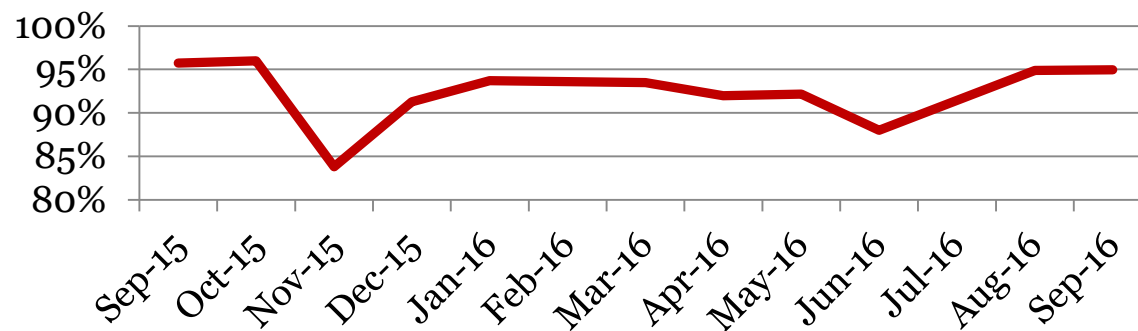


## Attendance – Students

Average daily percent present:

	6	7	8	Total
<b>Sept-16</b>	96	96	93	95
<b>Jun-16</b>	92	90	81	<b>88</b>
<b>May-16</b>	95	91	89	<b>92</b>
<b>Apr-16</b>	94	92	89	<b>92</b>
<b>Mar-16</b>	93	94	94	<b>93</b>
<b>Feb-16</b>	93	95	92	<b>94</b>
<b>Jan-16</b>	94	93	94	<b>94</b>
<b>Dec-15</b>	90	91	93	<b>91</b>
<b>Nov-15</b>	95	95	59	<b>84</b>
<b>Oct-15</b>	96	96	96	<b>96</b>
<b>Sep-15</b>	98	95	94	<b>96</b>

**Total Student Attendance**



### Tardies Average daily percent tardy:

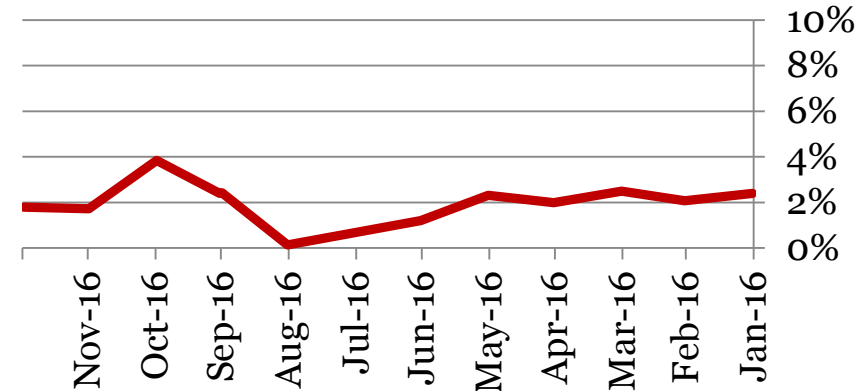
	6	7	8	Total
Sept-16	2	2	3	2
June-16	1	1	1	1
May-16	2	2	3	2
Apr-16	2	2	2	2
Mar-16	3	2	3	2
Feb-16	2	2	3	2
Jan-16	2	2	3	2
Dec-15	2	1	3	2
Nov-15	1	2	2	2
Oct-15	3	4	5	4
Sept-15	2	3	2	2

### Number of students tardy 5 or more days:

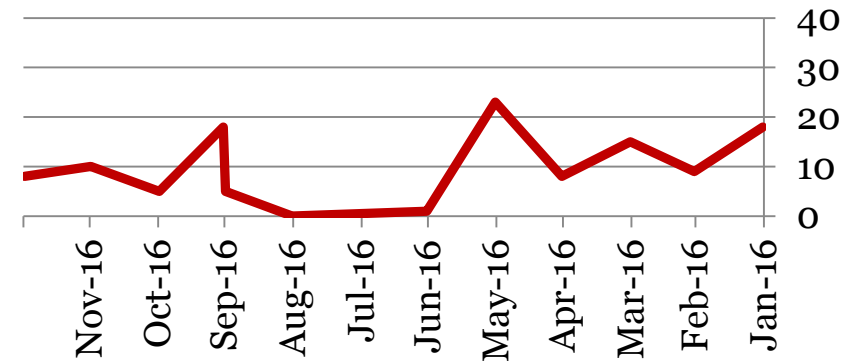
	6	7	8	Total
Sept-16	6	3	9	18
June-16	0	0	1	1
May-16	12	1	10	23
Apr-16	6	1	1	8
Mar-16	7	3	5	15
Feb-16	2	2	5	9
Jan-16	8	1	9	18
Dec-15	0	4	4	8
Nov-15	0	2	8	10
Oct-15	1	2	2	5
Sept-15	0	2	3	5

Derby Middle School

### Total Student Tardies



### # Students over Threshold

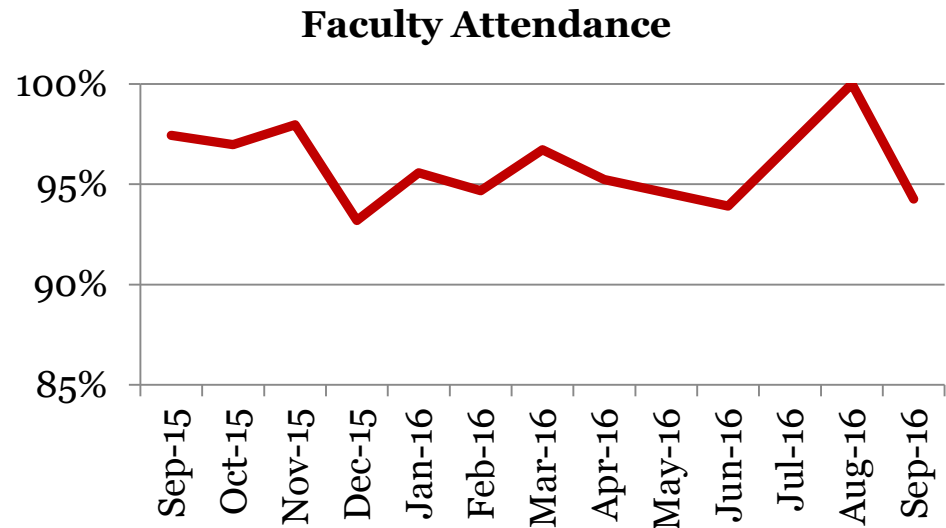


## Attendance – Faculty

Average daily percent present:

Derby Middle School

	Total
Sept-16	94
June-16	94
May-16	93
Apr-16	95
Mar-16	97
Feb-16	95
Jan-16	96
Dec-15	93
Nov-15	98
Oct-15	97
Sep-15	97



*\*This indicator reflects certified staff and does not include absences created by class trips, professional development, workman's comp and FMLA. However % may be reduced due to long term illness beyond FMLA.*

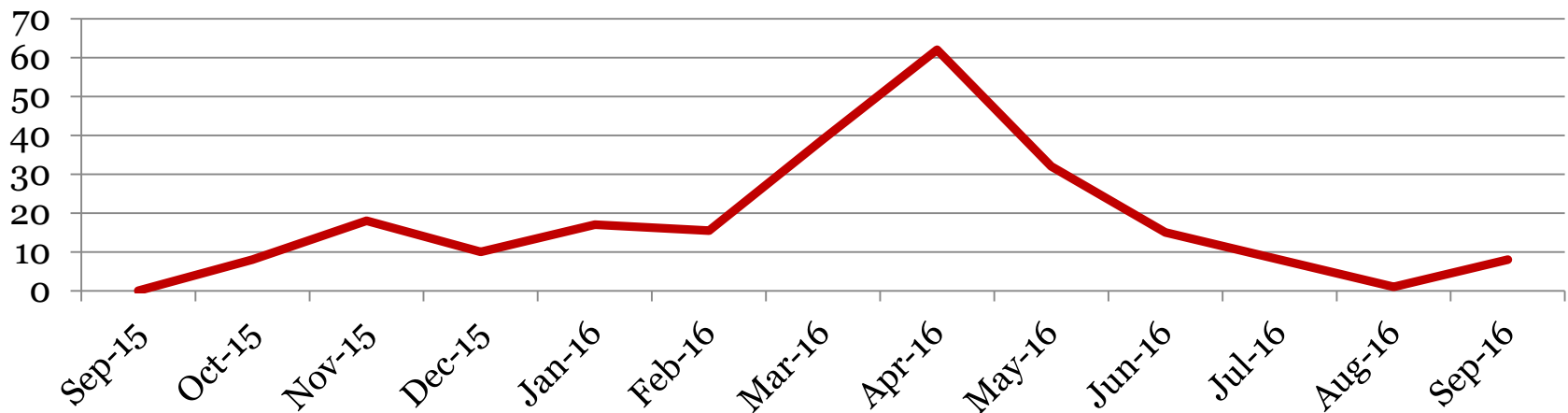
## Suspensions – Out of School

Derby Middle School

Number of student suspensions (total days of suspension):

	6		7		8		Total	
<b>Sept-16</b>	1	(1)	2	(3)	2	(4)	<b>5</b>	<b>(8)</b>
<b>Jun-16</b>	1	(5)	2	(4)	1	(6)	<b>4</b>	<b>(15)</b>
<b>May-16</b>	2	(3)	3	(9)	3	(20)	<b>8</b>	<b>(32)</b>
<b>Apr-16</b>	0	(0)	7	(43)	3	(19)	<b>10</b>	<b>(62)</b>
<b>Mar-16</b>	5	(20)	3	(14)	1	(5)	<b>9</b>	<b>(39)</b>
<b>Feb-16</b>	4	(11.5)	0	(0)	2	(4)	<b>6</b>	<b>(15.5)</b>
<b>Jan-16</b>	3	(9)	1	(3)	2	(5)	<b>6</b>	<b>(17)</b>
<b>Dec-15</b>	1	(5)	0	(0)	1	(5)	<b>2</b>	<b>(10)</b>
<b>Nov-15</b>	2	(6)	0	(0)	3	(12)	<b>5</b>	<b>(18)</b>
<b>Oct-15</b>	0	(0)	1	(5)	1	(3)	<b>2</b>	<b>(8)</b>
<b>Sep-15</b>	0	(0)	0	(0)	0	(0)	<b>0</b>	<b>(0)</b>

**Total Out of School Suspensions**



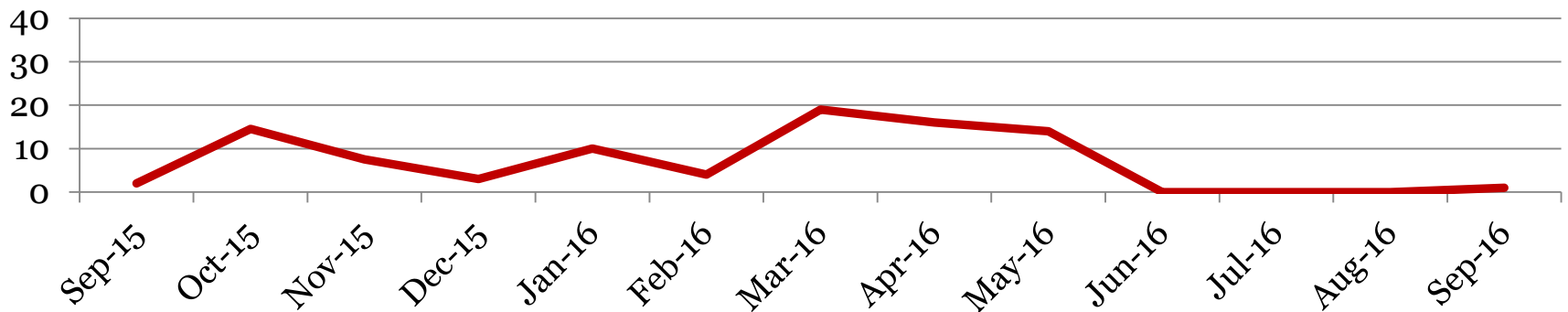
## Suspensions – In School

Derby Middle School

Number of student suspensions (total days of suspension):

	6		7		8		Total	
<b>Sept-16</b>	0	(0)	0	(0)	1	(1)	<b>1</b>	<b>(1)</b>
<b>June-15</b>	2	(1.5)	1	(1)	0	(0)	<b>3</b>	<b>(1.5)</b>
<b>May-16</b>	2	(3)	3	(6)	5	(8)	<b>8</b>	<b>(14)</b>
<b>Apr-16</b>	8	(11)	0	(0)	4	(5)	<b>12</b>	<b>(16)</b>
<b>Mar-16</b>	5	(8)	2	(3)	7	(8)	<b>14</b>	<b>(19)</b>
<b>Feb-16</b>	0	(0)	2	(3)	1	(1)	<b>3</b>	<b>(4)</b>
<b>Jan-16</b>	2	(2)	4	(4)	4	(4)	<b>10</b>	<b>(10)</b>
<b>Dec-15</b>	0	(0)	1	(1)	2	(2)	<b>3</b>	<b>(3)</b>
<b>Nov-15</b>	3	(3)	1	(1)	3	(3.5)	<b>7</b>	<b>(7.5)</b>
<b>Oct-15</b>	3	(4)	6	(6.5)	4	(4)	<b>13</b>	<b>(14.5)</b>
<b>Sep-15</b>	0	(0)	0	(0)	2	(2)	<b>2</b>	<b>(2)</b>

**Total In School Suspensions**



## Newly Enrolled Students

	<b>6</b>	<b>7</b>	<b>8</b>	<b>Total</b>
<b>Sept-16</b>	2	2	0	<b>4</b>
<b>Summer-16</b>	1	9	3	<b>13</b>
<b>June-15</b>	0	0	0	<b>0</b>
<b>May-16</b>	0	0	1	<b>1</b>
<b>Apr-16</b>	1	0	1	<b>2</b>
<b>Mar-16</b>	1	1	0	<b>2</b>
<b>Feb-16</b>	0	0	1	<b>1</b>
<b>Jan-16</b>	2	0	0	<b>2</b>
<b>Dec-15</b>	0	0	0	<b>0</b>
<b>Nov-15</b>	1	1	0	<b>2</b>
<b>Oct-15</b>	1	1	2	<b>4</b>
<b>Sep-15</b>	1	3	5	<b>9</b>
<b>Summer-15</b>	0	0	0	<b>0</b>



## Departing Students

Students who have left the school during the month for any reason:

	6	7	8	Total
<b>Sept-16</b>	5	0	3	<b>8</b>
<b>Summer-16</b>	10	5	16	<b>31</b>
<b>June-16</b>	0	0	0	<b>0</b>
<b>May-16</b>	1	0	0	<b>1</b>
<b>Apr-16</b>	0	0	0	<b>0</b>
<b>Mar-16</b>	0	1	0	<b>1</b>
<b>Feb-16</b>	0	1	3	<b>4</b>
<b>Jan-16</b>	2	1	1	<b>4</b>
<b>Dec-15</b>	2	0	2	<b>4</b>
<b>Nov-15</b>	2	1	0	<b>3</b>
<b>Oct-15</b>	1	0	0	<b>1</b>
<b>Sep-15</b>	0	0	0	<b>0</b>
<b>Summer-15</b>	1	1	39	<b>41</b>