

Information about this report

This report provides an overview of Reading Corps participation and student progress during the current school year. The contents of this report are accurate to the extent that Reading Corps data have been entered in a timely and accurate manner. Contact the site's Reading Corps Coaching Specialist with any questions.

Site Users

Internal Coach: Mindy Coulter-Glazier
Tutors: Donna Groettum (Active), Kailey Gerdes (Active)

Number of Students

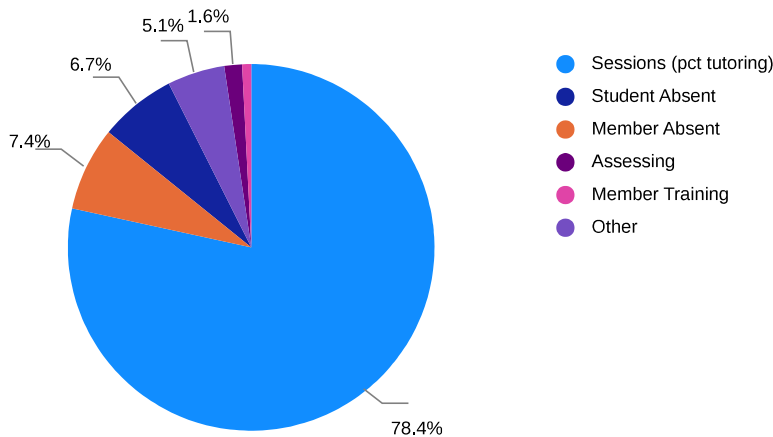
| Grade | Active | Exit | Stop-Stay | Move | Benchmark Only |
|--------------|-----------|-----------|-----------|----------|----------------|
| K | 12 | 9 | 0 | 1 | 0 |
| 1 | 6 | 1 | 0 | 0 | 1 |
| 2 | 5 | 0 | 0 | 0 | 6 |
| 3 | 3 | 2 | 1 | 2 | 10 |
| Total | 26 | 12 | 1 | 3 | 17 |

Active: Currently receiving interventions
Exit: Met grade level targets while receiving interventions and have "graduated" from Reading Corps during the current school year
Stop-Stay: Still at the site but are no longer participating in Reading Corps for a reason other than exiting
Move: Previously participated in Reading Corps but are no longer attending the site
Benchmark Only: Participated in Reading Corps during a previous school year and continue to be seasonally benchmarked through Grade 3

Tutoring Dosage



Tutoring Summary



Tutor Fidelity

Reading Corps Coaching Specialists and Internal Coaches observe tutors administering assessments and delivering interventions. These observations allow for coaches to build on tutors' formal training and to help tutors improve their implementation of interventions with students, and thereby improve student progress. During the observation, coaches complete a checklist on whether or not the tutor delivered each sequence of the assessment or intervention correctly. The Tutor Fidelity graph below displays the percent of sequence items delivered correctly for each assessment and intervention.

Crosslake Community School (Crosslake) (RC)

Tutor Fidelity: All checks

Total Checks:35



Average Fidelity

94.7 %

Tutor Fidelity: Assessments

Total Checks:20



95.8 %


Assessments

| Assessment | Checks | % |
|------------|--------|------|
| CBM-R #1 | 4 | 96.2 |
| CBM-R #2 | 4 | 96.2 |
| CBM-R #3 | 4 | 98.2 |
| LS Check | 4 | 92.3 |
| NW Check | 4 | 96.2 |

Crosslake Community School (Crosslake) (RC)

Tutor Fidelity: Interventions

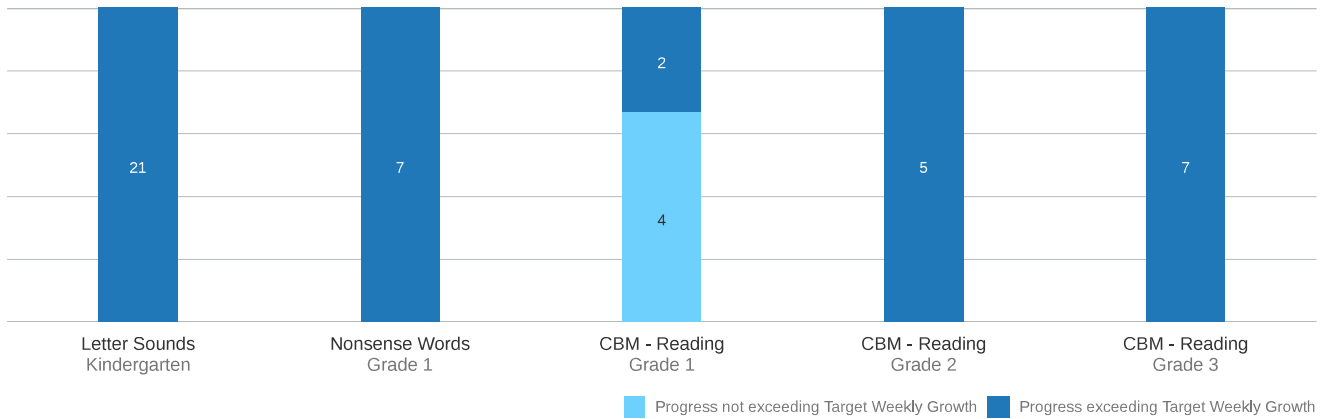
Total Checks:15



Student Growth per Week

Target growth refers to the rate at which a child scoring at benchmark in the fall needs to grow over the course of the year to meet the spring benchmark. Reading Corps compares student growth to this metric because all students receiving Reading Corps services score below benchmark initially. They need to grow faster than target to make up the gap between their initial score and the spring benchmark.

Student Progress Monitoring Growth by Grade and Assessment*



* Only students with at least six data points are included in the graph and the table below. A student may be included in both Grade 1 Nonsense Words and Grade 1 CBM - Reading.

| Grade | Assessment | Number of Students | Target Weekly Growth | Progress exceeding Target Weekly Growth | % exceeding Target Growth | Progress not exceeding Target Weekly Growth | % not exceeding Target Growth |
|------------|----------------|--------------------|----------------------|---|---------------------------|---|-------------------------------|
| K | Letter Sounds | 21 | 1.21 | 21 | 100% | 0 | 0% |
| 1 | Nonsense Words | 7 | 0.53 | 7 | 100% | 0 | 0% |
| 1 | CBM - Reading | 6 | 1.88 | 2 | 33.3% | 4 | 66.7% |
| 2 | CBM - Reading | 5 | 1.61 | 5 | 100% | 0 | 0% |
| 3 | CBM - Reading | 7 | 1.06 | 7 | 100% | 0 | 0% |
| All | All | 40 | - | 40 | 100% | 0 | 0% |