



ALEDO ISD BOARD MEETING TEMPLATE

MEETING DATE: August 29th, 2011

AGENDA ITEM: *Consider Adoption of 2011-2012 Budget*

PRESENTER: Earl Husfeld

ALIGNS TO BOARD GOAL(S):

6. Provide resources and facilities consistent with the growth of the District.

BACKGROUND INFORMATION:

- Per Section 44.002 of the Texas Education Code, “the Superintendent shall prepare, or cause to be prepared, a proposed budget covering all estimated revenue and proposed expenditures of the District for the following fiscal year.
- The budget must be prepared according to generally accepted accounting principles, rules adopted by the State board of Education, and adopted policies of the Board of Trustees.
- Once the budget has been prepared, the Board of Trustees must call a meeting for the purpose of adopting a budget for the succeeding fiscal year. Budgets for the General Fund, the Child Nutrition Fund, and the Debt Service Fund must be included in the official district budget and must be adopted by August 31st.

ADMINISTRATIVE CONSIDERATIONS:

- The proposed 2011-2012 budget is presented for your review and consideration.

FISCAL NOTE:

None

ADMINISTRATIVE RECOMMENDATION:

The Administration recommends the Board of Trustees approve and adopt the 2011-2012 revenue and expenditure budgets for the General Fund, the Child Nutrition Fund, and the Debt Service Fund as presented.

**Aledo Independent School District
Budget Highlights
2011-2012**

- Student enrollment growth projected to be the same as 2010-2011, approximately 1%.
- Projected student enrollment – 4,682.
- Projected student average daily attendance – 4,423.
- 2011 certified taxable value of all property is \$2,437,969,242, a decrease in value of \$192,185,705, or 7.31%, from 2010.
- Current year tax collections are based on a projected 98% collection rate.
- 2011-2012 salary scales adopted in March 2011 are included.
- Most campus and department budgets have been reduced by 10%.
- Staffing reductions have continued through attrition.
- Tax rates:

	Actual <u>2010-2011</u>	Proposed <u>2011-2012</u>
General Fund	\$ 1.1700	\$ 1.1700
Debt Service Fund	<u>0.2552</u>	<u>0.2552</u>
Total	<u>\$ 1.4252</u>	<u>\$ 1.4252</u>

- The District's total tax rate has not changed since the 2008-2009 fiscal year, a period of four years.
- Since 2005-2006, the District's total tax rate has declined by 33.47 cents, from a rate of \$1.7599 to \$1.4252. This is a decrease of 19.0%.
- Mid-term employee stipend (Christmas Bonus) is not included in the proposed budget.

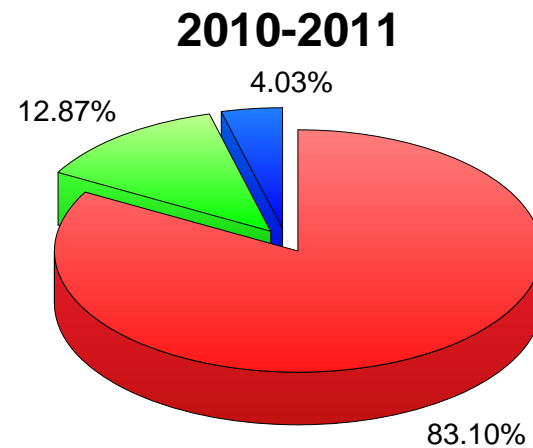
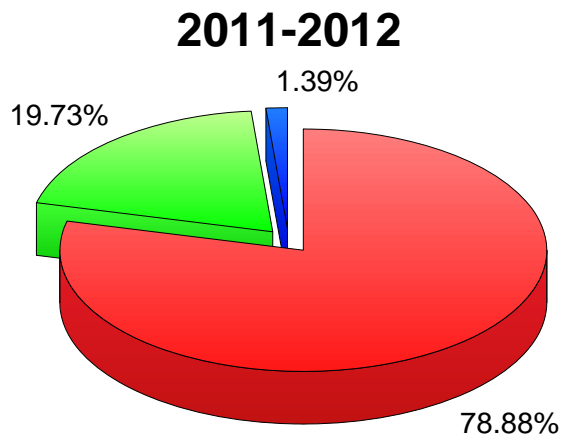
**Aledo Independent School District
Budget Summary
All Budgeted Funds**

	<u>General Fund</u>	<u>Debt Service Fund</u>	<u>Child Nutrition Fund</u>	<u>2011-2012 Total</u>	<u>2010-2011 Total</u>
Projected Fund Balance, September 1	<u>12,941,009</u>	<u>4,381,307</u>	<u>265,373</u>	<u>17,587,689</u>	<u>19,970,903</u>
<u>Revenues</u>					
Local Revenues	28,518,451	6,179,317	1,633,500	36,331,268	38,886,500
State Revenues	8,999,468	0	85,601	9,085,069	6,022,485
Federal Revenues & Other Resources	<u>40,000</u>	<u>0</u>	<u>600,000</u>	<u>640,000</u>	<u>1,884,814</u>
Total Revenues & Other Resources	<u>37,557,919</u>	<u>6,179,317</u>	<u>2,319,101</u>	<u>46,056,337</u>	<u>46,793,799</u>
<u>Appropriations</u>					
Payroll Costs	24,027,266	0	916,002	24,943,268	25,256,956
Professional & Contracted Services	8,880,675	0	8,100	8,888,775	7,553,738
Supplies & Materials	1,398,932	0	1,387,599	2,786,531	2,795,815
Other Operating Expense	3,391,640	0	7,400	3,399,040	3,797,760
Debt Service	0	9,848,061	0	9,848,061	9,747,344
Capital Outlay	<u>45,000</u>	<u>0</u>	<u>0</u>	<u>45,000</u>	<u>25,400</u>
Total Appropriations	<u>37,743,513</u>	<u>9,848,061</u>	<u>2,319,101</u>	<u>49,910,675</u>	<u>49,177,013</u>
Projected Fund Balance, August 31	<u>12,755,415</u>	<u>712,563</u>	<u>265,373</u>	<u>13,733,351</u>	<u>17,587,689</u>
Fund Balance as a % of Appropriations	<u>33.79</u>	<u>7.24</u>	<u>11.44</u>	<u>27.52</u>	<u>35.76</u>

Aledo ISD

Total Revenues by Source

All Budgeted Funds



Local Revenues State Revenues Federal Revenues & Other Resources

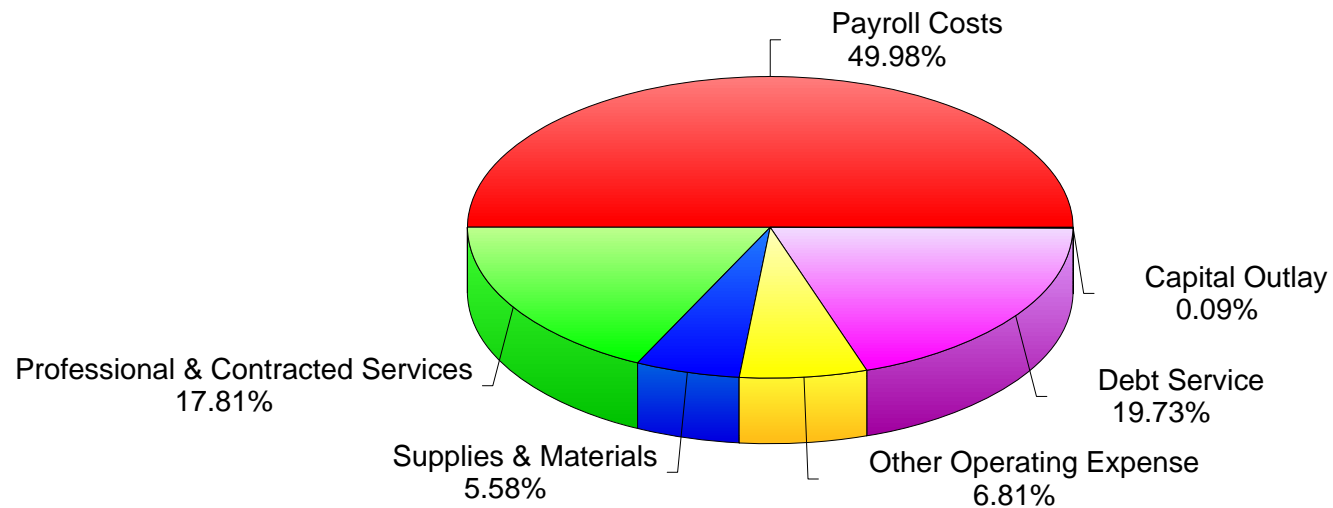
**Aledo Independent School District
Appropriation Summary by Function & Object
All Budgeted Funds**

Function	Payroll Costs	Professional & Contracted Services	Supplies & Materials	Other Operating Expenses	Debt Service	Capital Outlay	2011-2012 Total	% of Total
Function 11 - Instruction	17,329,175	426,000	478,962	106,800	0	0	18,340,937	36.75
Function 12 - Instructional Resources/Media Services	345,151	8,300	52,250	2,400	0	0	408,101	0.82
Function 13 - Curriculum/Instructional Staff Development	85,894	42,700	11,400	29,700	0	0	169,694	0.34
Function 21 - Instructional Leadership	204,010	1,000	13,750	5,700	0	0	224,460	0.45
Function 23 - School Leadership	2,000,118	26,600	55,100	17,080	0	0	2,098,898	4.21
Function 31 - Guidance & Counseling Services	986,464	36,950	53,054	7,900	0	0	1,084,368	2.17
Function 33 - Health Services	359,261	1,480	6,900	700	0	0	368,341	0.74
Function 35 - Food Services	916,002	8,100	1,387,599	8,400	0	0	2,320,101	4.65
Function 36 - Cocurricular & Extracurricular Activities	798,565	268,655	338,516	365,410	0	0	1,771,146	3.55
Function 41 - General Administration	1,055,661	324,790	18,050	91,300	0	0	1,489,801	2.98
Function 51 - Facilities Maintenance & Operations	635,983	3,518,000	332,000	446,500	0	45,000	4,977,483	9.97
Function 52 - Security & Monitoring Services	187,958	100	14,750	1,700	0	0	204,508	0.41
Function 53 - Data Processing Services	39,026	376,100	24,200	14,450	0	0	453,776	0.91
Function 71 - Debt Service	0	0	0	0	9,848,061	0	9,848,061	19.73
Function 91 - Chapter 41 Recapture	0	3,400,000	0	0	0	0	3,400,000	6.81
Function 93 - Payments for Shared Service Arrangements	0	0	0	2,101,000	0	0	2,101,000	4.21
Function 99 - Other Intergovernmental Charges	0	450,000	0	0	0	0	450,000	0.90
Function 00 - Other Uses	<u>0</u>	<u>0</u>	<u>0</u>	<u>200,000</u>	<u>0</u>	<u>0</u>	<u>200,000</u>	<u>0.40</u>
Total Appropriations	24,943,268	8,888,775	2,786,531	3,399,040	9,848,061	45,000	49,910,675	100.00
% of Total	49.98	17.81	5.58	6.81	19.73	0.09	100.00	
<u>Summary</u>								
Instruction & Related (10's)	17,760,220	477,000	542,612	138,900	0	0	18,918,732	37.91
Instruction/Campus Leadership (20's)	2,204,128	27,600	68,850	22,780	0	0	2,323,358	4.66
Student Support Services (30's)	3,060,292	315,185	1,786,069	382,410	0	0	5,543,956	11.11
General Administration (40's)	1,055,661	324,790	18,050	91,300	0	0	1,489,801	2.98
Support Services (50's)	862,967	3,894,200	370,950	462,650	0	45,000	5,635,767	11.29
Debt Service (70's)	0	0	0	0	9,848,061	0	9,848,061	19.73
Intergovernmental Charges (90's)	<u>0</u>	<u>3,850,000</u>	<u>0</u>	<u>2,301,000</u>	<u>0</u>	<u>0</u>	<u>6,151,000</u>	<u>12.32</u>
Total Appropriations	24,943,268	8,888,775	2,786,531	3,399,040	9,848,061	45,000	49,910,675	100.00

Aledo ISD

Total Appropriations by Object

All Budgeted Funds

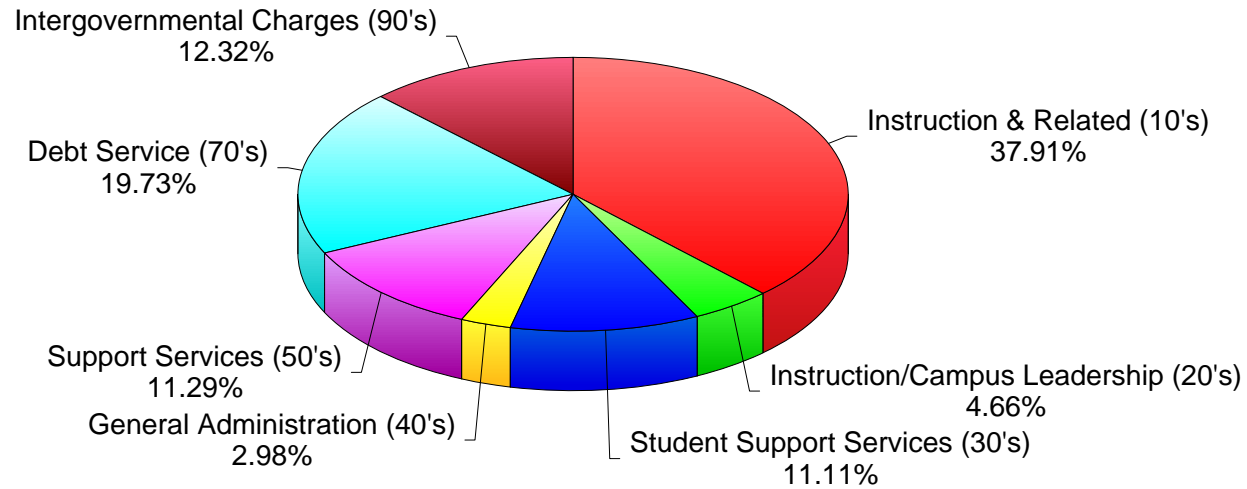


2011-2012

Aledo ISD

Total Appropriations by Function

All Budgeted Funds



2011-2012

**Aledo Independent School District
Revenue Summary by Source
General Fund**

	<u>2010-2011 Final Budget</u>	<u>2011-2012 Proposed</u>	<u>Difference</u>	<u>% of Change</u>
<u>Local Revenues</u>				
Local Taxes - Current Year	29,700,000	27,513,451	(2,186,549)	(7.36)
Local Taxes - Prior Years	300,000	300,000	0	0.00
Penalties & Interest	150,000	150,000	0	0.00
Interest from Investments - Bank	5,000	3,000	(2,000)	(40.00)
Interest from Investments - TexPool	13,000	15,000	2,000	15.38
Facility Use/Rent	10,000	10,000	0	0.00
Facility Use/Rent, Parking, & Concessions - Stadium	15,000	140,000	125,000	833.33
Miscellaneous Revenues	25,000	15,000	(10,000)	(40.00)
Athletic Receipts	<u>372,000</u>	<u>372,000</u>	<u>0</u>	<u>0.00</u>
Total Local Revenues	<u>30,590,000</u>	<u>28,518,451</u>	<u>(2,071,549)</u>	<u>(6.77)</u>
<u>State Revenues</u>				
Per Capita & Foundation School Program	4,659,685	7,683,688	3,024,003	64.90
TRS On-Behalf Benefit	<u>1,303,000</u>	<u>1,315,780</u>	<u>12,780</u>	<u>0.98</u>
Total State Revenues	<u>5,962,685</u>	<u>8,999,468</u>	<u>3,036,783</u>	<u>50.93</u>

**Aledo Independent School District
Revenue Summary by Source
General Fund**

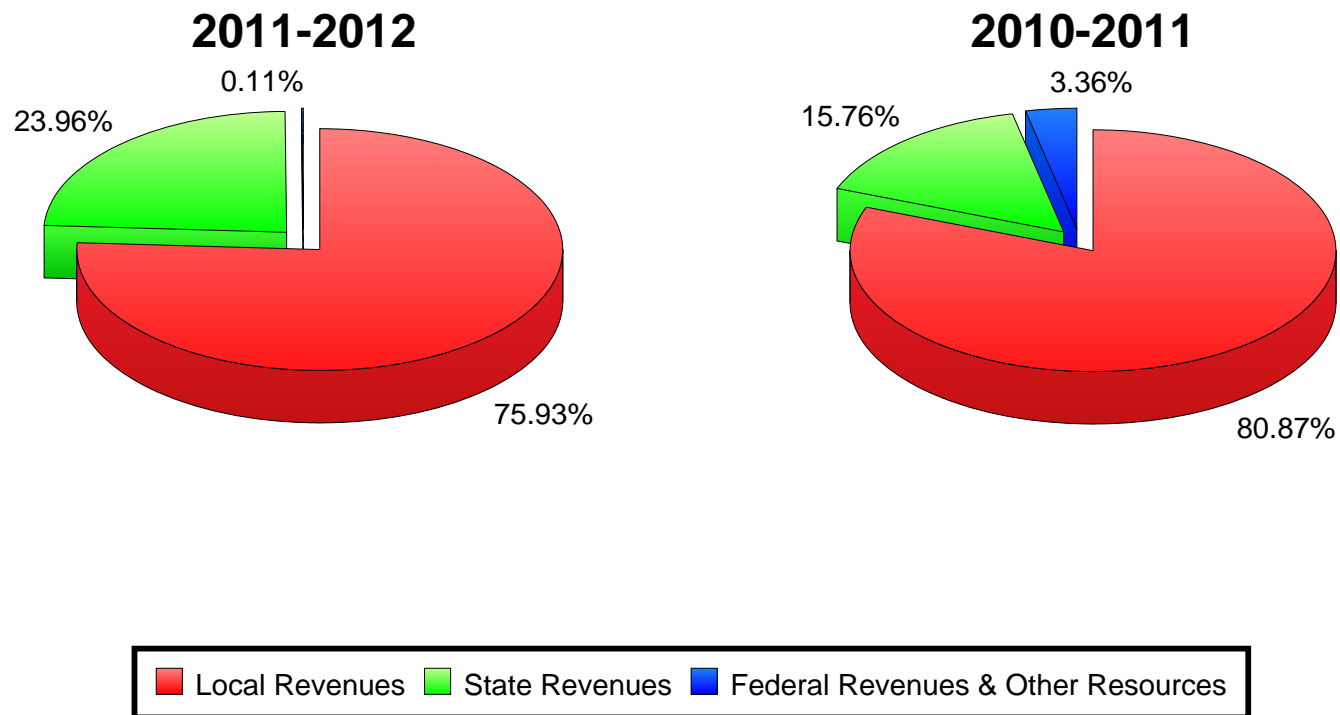
	<u>2010-2011 Final Budget</u>	<u>2011-2012 Proposed</u>	<u>Difference</u>	<u>% of Change</u>
<u>Federal Revenues & Other Resources</u>				
ARRA Stimulus Funding - SFSF	1,222,314	0	(1,222,314)	(100.00)
Sale of Personal Property	5,000	5,000	0	100.00
Gas Lease & Land Lease Receipts	<u>45,000</u>	<u>35,000</u>	<u>(10,000)</u>	<u>100.00</u>
Total Federal Revenues & Other Resources	<u>1,272,314</u>	<u>40,000</u>	<u>(1,232,314)</u>	<u>(96.86)</u>
 Total Revenues & Other Resources	 <u>37,824,999</u>	 <u>37,557,919</u>	 <u>(267,080)</u>	 <u>(0.71)</u>

	<u>2010-2011 Budget</u>	<u>% of Total</u>	<u>2011-2012 Proposed</u>	<u>% of Total</u>
<u>Summary</u>				
Local Revenues	30,590,000	80.87	28,518,451	75.93
State Revenues	5,962,685	15.76	8,999,468	23.96
Federal Revenues & Other Resources	<u>1,272,314</u>	<u>3.36</u>	<u>40,000</u>	<u>0.11</u>
 Total Revenues & Other Resources	 <u>37,824,999</u>	 <u>100.00</u>	 <u>37,557,919</u>	 <u>100.00</u>

Aledo ISD

Total Revenues by Source

General Fund



**Aledo Independent School District
Appropriation Summary by Function & Object
General Fund**

	<u>2010-2011 Budget</u>	<u>% of Total</u>	<u>2011-2012 Proposed</u>	<u>% of Total</u>
<u>Summary by Function</u>				
Function 11 - Instruction	19,504,798	52.42	18,340,937	48.59
Function 12 - Instructional Resources & Media Services	474,142	1.27	408,101	1.08
Function 13 - Curriculum/Instructional Staff Development	126,100	0.34	169,694	0.45
Function 21 - Instructional Leadership	432,034	1.16	224,460	0.59
Function 23 - School Leadership	2,061,335	5.54	2,098,898	5.56
Function 31 - Guidance & Counseling Services	719,604	1.93	1,084,368	2.87
Function 33 - Health Services	348,780	0.94	368,341	0.98
Function 34 - Food Services	26,391	0.07	1,000	0.00
Function 36 - Cocurricular & Extracurricular Activities	1,606,455	4.32	1,771,146	4.69
Function 41 - General Administration	1,551,064	4.17	1,489,801	3.95
Function 51 - Facilities Maintenance & Operations	5,327,208	14.32	4,977,483	13.19
Function 52 - Security & Monitoring Services	206,091	0.55	204,508	0.54
Function 53 - Data Processing Services	545,619	1.47	453,776	1.20
Function 91 - Charter 41 Recapture	1,600,000	4.30	3,400,000	9.01
Function 93 - Payments for Shared Service Arrangements	2,477,391	6.66	2,101,000	5.57
Function 99 - Other Intergovernmental Charges	0	0.00	450,000	1.19
Function 00 - Other Uses	<u>200,000</u>	<u>0.54</u>	<u>200,000</u>	<u>0.53</u>
Total Appropriations	<u>37,207,012</u>	<u>100.00</u>	<u>37,743,513</u>	<u>100.00</u>

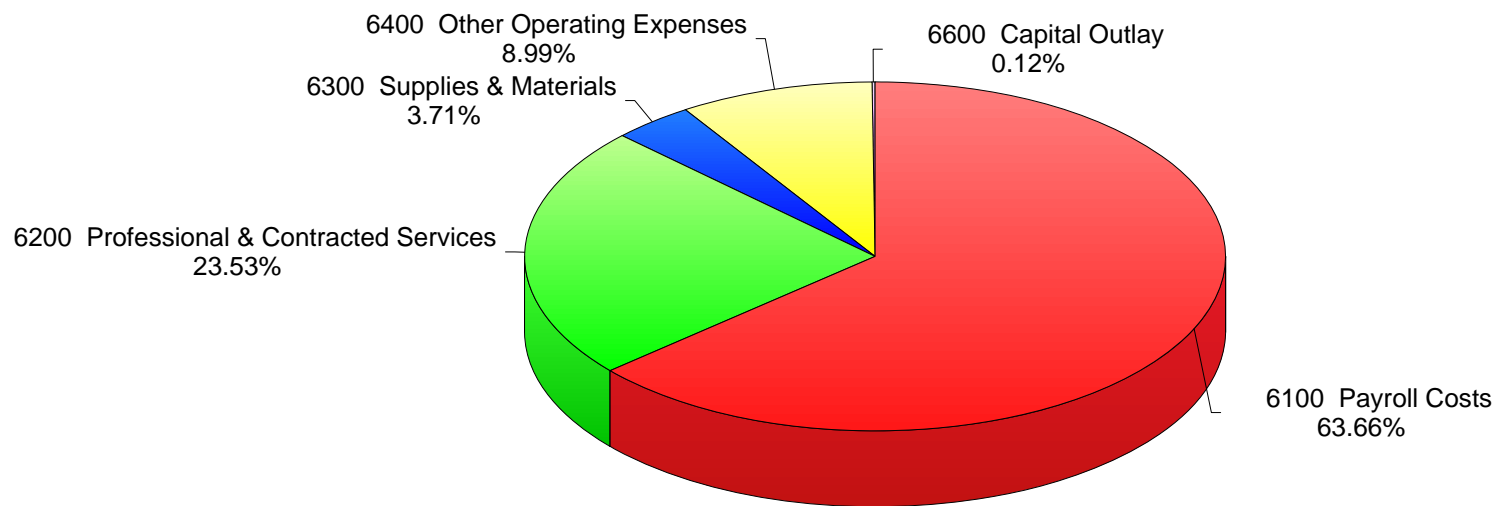
Summary by Object

6100 Payroll Costs	24,356,099	65.46	24,027,266	63.66
6200 Professional & Contracted Services	7,541,258	20.27	8,880,675	23.53
6300 Supplies & Materials	1,493,395	4.01	1,398,932	3.71
6400 Other Operating Expenses	3,790,860	10.19	3,391,640	8.99
6600 Capital Outlay	<u>25,400</u>	<u>0.07</u>	<u>45,000</u>	<u>0.12</u>
Total Appropriations	<u>37,207,012</u>	<u>100.00</u>	<u>37,743,513</u>	<u>100.00</u>

Aledo ISD

Total Appropriations by Object

General Fund



2011-2012

**Aledo Independent School District
Budget Summary
Child Nutrition Fund**

	<u>2010-2011 Budget</u>	<u>2011-2012 Proposed</u>	<u>Difference</u>	<u>% of Change</u>
<u>Local Revenues</u>				
Food Service Sales	<u>1,633,500</u>	<u>1,633,500</u>	<u>0</u>	<u>0.00</u>
<u>State Revenues</u>				
Food Service State Matching/TRS On-Behalf Benefit	<u>59,800</u>	<u>85,601</u>	<u>25,801</u>	<u>43.15</u>
<u>Federal Revenues & Other Resources</u>				
Child Nutrition Programs	336,500	320,000	(16,500)	(4.90)
USDA Donated Commodities	76,000	80,000	4,000	5.26
Transfer from General Fund	<u>200,000</u>	<u>200,000</u>	<u>0</u>	<u>0.00</u>
Total Federal Revenues & Other Resources	<u>612,500</u>	<u>600,000</u>	<u>(12,500)</u>	<u>(2.04)</u>
Total Revenues & Other Resources	<u>2,305,800</u>	<u>2,319,101</u>	<u>13,301</u>	<u>0.58</u>
<u>Function 35 - Food Services</u>				
6100 Payroll Costs	900,857	916,002	15,145	1.68
6200 Professional & Contracted Services	12,480	8,100	(4,380)	(35.10)
6300 Supplies & Materials	1,302,420	1,387,599	85,179	6.54
6400 Other Operating Expenses	6,900	7,400	500	7.25
6600 Capital Outlay	<u>0</u>	<u>0</u>	<u>0</u>	<u>0.00</u>
Total Appropriations	<u>2,222,657</u>	<u>2,319,101</u>	<u>96,444</u>	<u>4.34</u>

**Aledo Independent School District
Budget Summary
Debt Service Fund**

	<u>2010-2011 Budget</u>	<u>2011-2012 Proposed</u>	<u>Difference</u>	<u>% of Change</u>
<u>Local Revenues</u>				
Local Taxes - Current Year	6,485,000	6,001,317	(483,683)	(7.46)
Local Taxes - Prior Years	120,000	120,000	0	0.00
Penalties & Interest	50,000	50,000	0	0.00
Interest from Investments - Bank	500	500	0	0.00
Interest from Investments - TexPool	<u>7,500</u>	<u>7,500</u>	<u>0</u>	<u>0.00</u>
Total Local Revenues	<u>6,663,000</u>	<u>6,179,317</u>	<u>(483,683)</u>	<u>(7.26)</u>
Total Revenues	<u>6,663,000</u>	<u>6,179,317</u>	<u>(483,683)</u>	<u>(7.26)</u>
<u>Function 71 - Debt Service</u>				
6500 Bond Principal	3,075,000	1,946,045	(1,128,955)	(36.71)
6500 Bond Interest	6,622,344	7,772,016	1,149,672	17.36
6500 Paying Agent Fees	<u>50,000</u>	<u>130,000</u>	<u>80,000</u>	<u>160.00</u>
Total Function 71	<u>9,747,344</u>	<u>9,848,061</u>	<u>100,717</u>	<u>1.03</u>
Total Appropriations	<u>9,747,344</u>	<u>9,848,061</u>	<u>100,717</u>	<u>1.03</u>