

ESTACADA
—SCHOOLS—

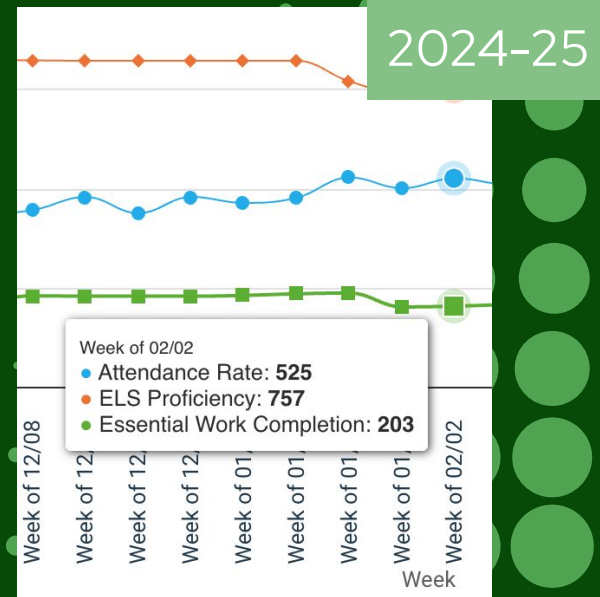
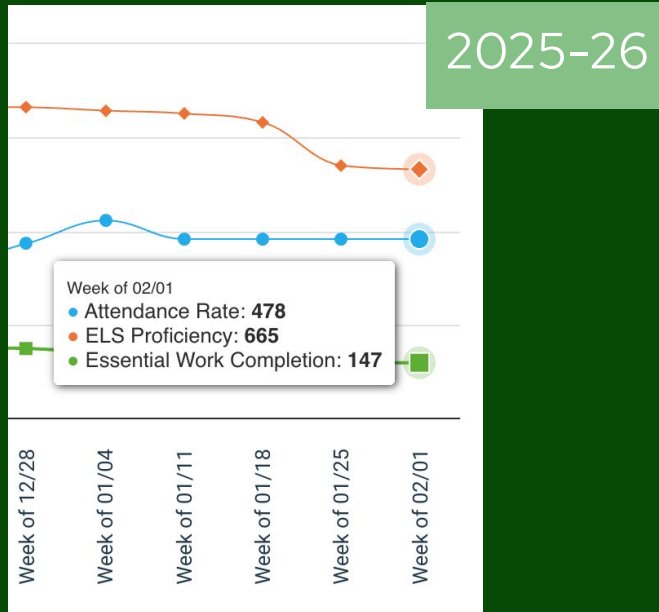
Semester 1

Academic Achievement

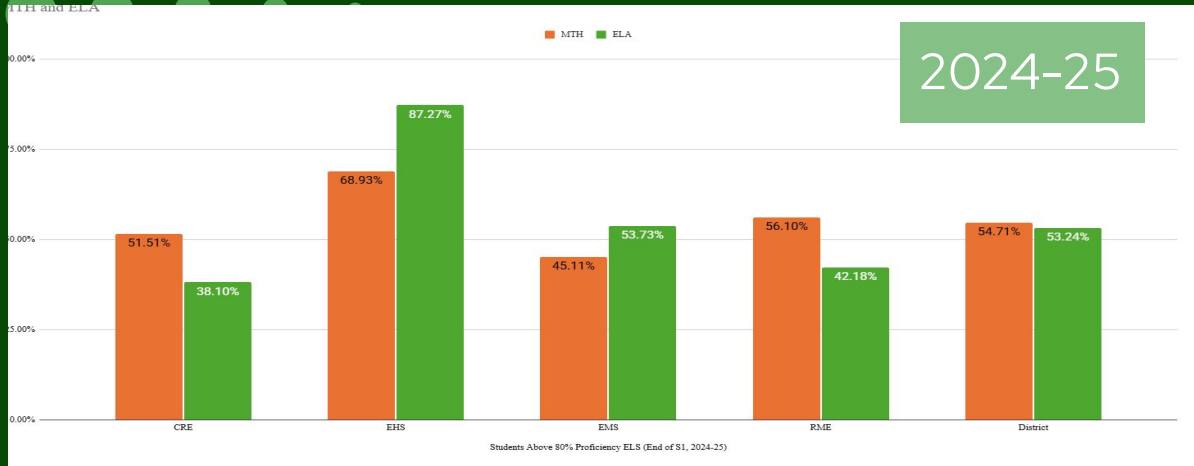


Learning Wins for Semester 1

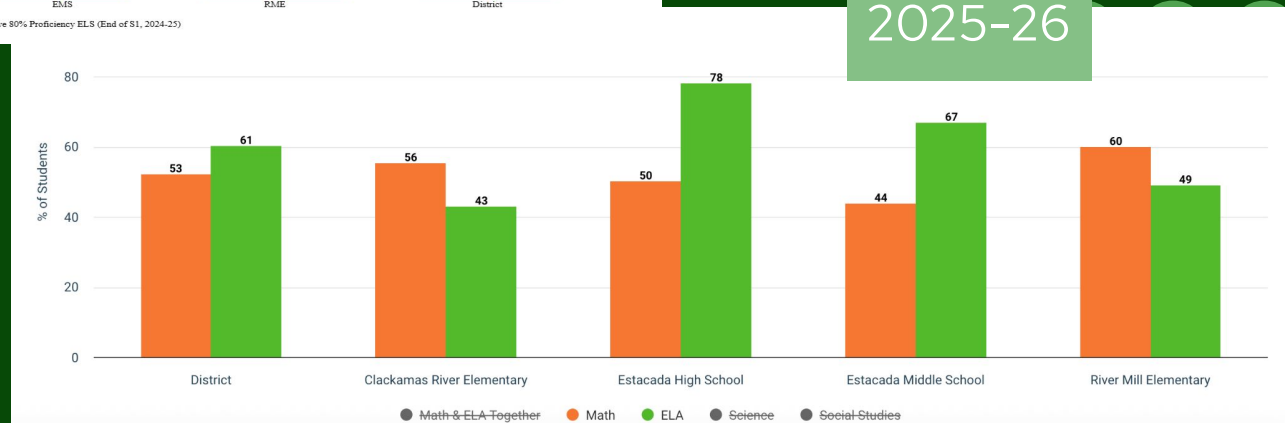
All three indicators show improvement, with a reduced number of students below the markers in Attendance, ELS Proficiency, and Work Completion relative to this point last year.



Learning Wins for Semester 1

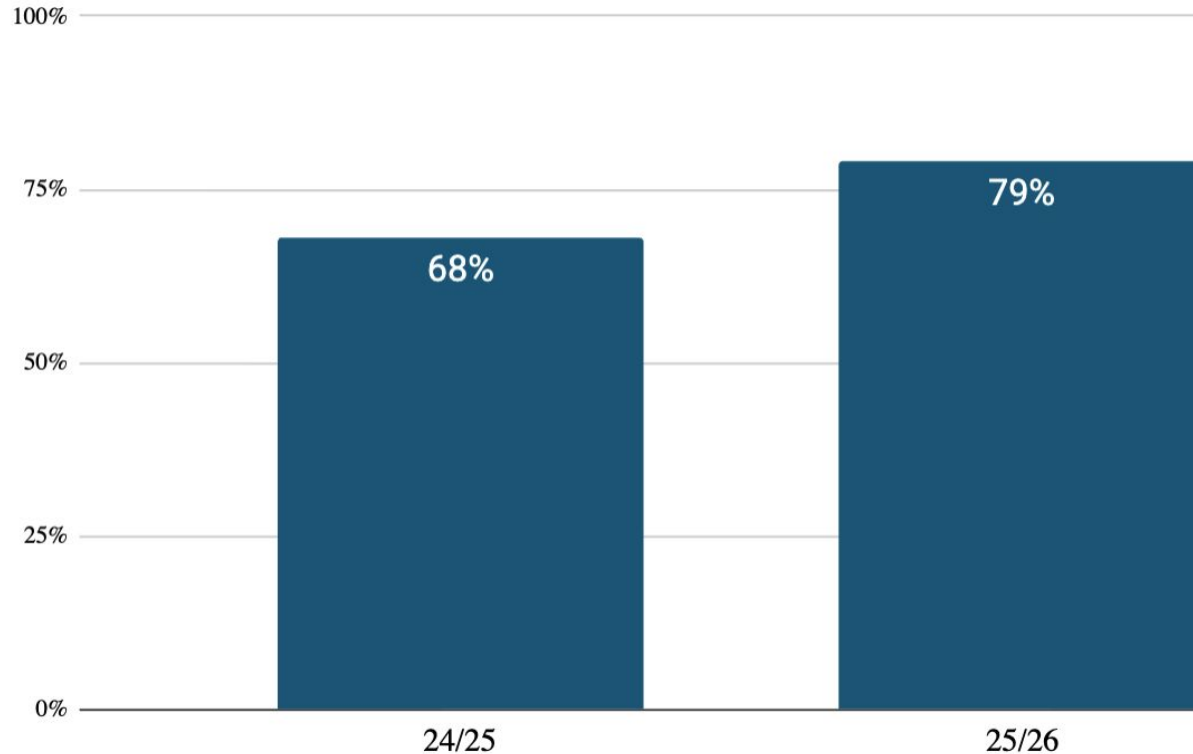


Mathematics and Language Arts performance have also improved across most areas compared to this time last year.



Learning Wins for Semester 1

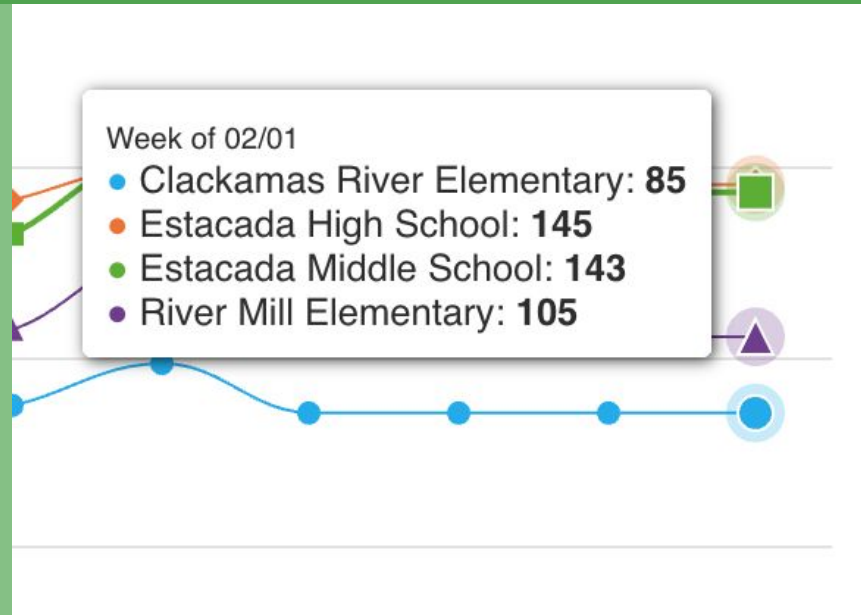
9th Grade On Track %



The percentage of ninth-grade students on track has increased, with a higher number of students passing classes than at this point last year.

Learning Opportunities for Semester 1

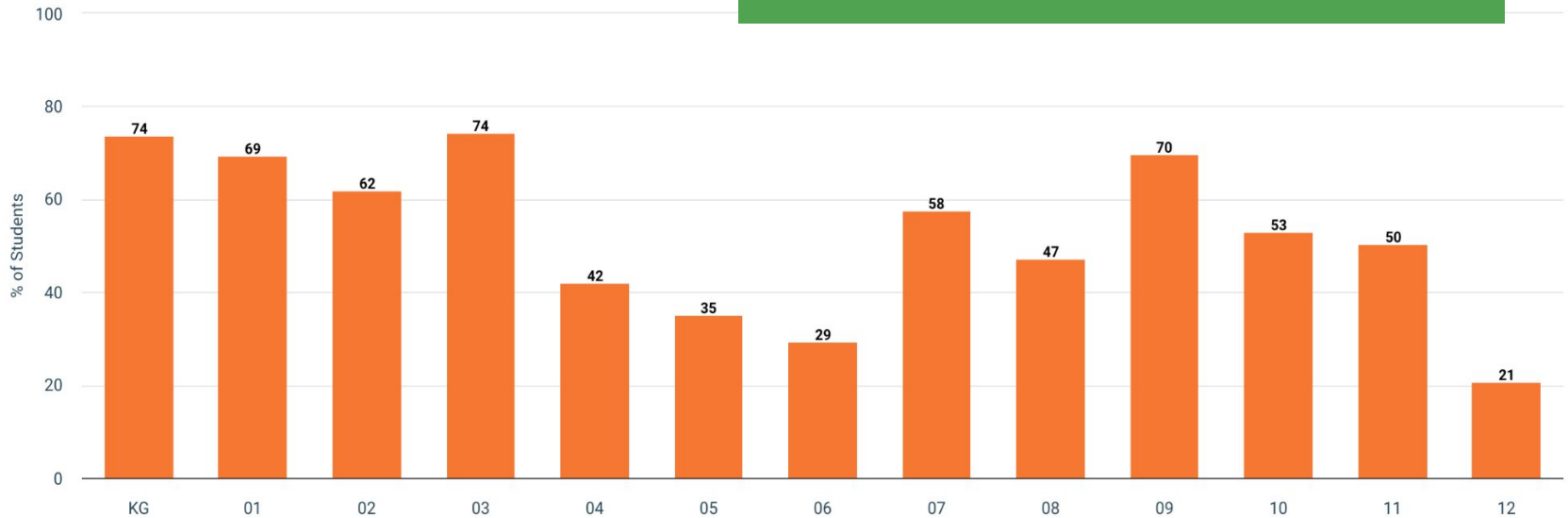
The number of students who are not attending regularly and are below the 90% mark.



Learning Opportunities for Semester 1

There are ongoing concerns regarding Math proficiency and our trend as it will also now be associated with this new accountability measure.

YTD - Students Above 80% Proficiency ELS





OREGON
DEPARTMENT OF
EDUCATION

Oregon achieves... together!

Students We Serve




3,270

Student Enrollment

DEMOGRAPHICS


American Indian/Alaska Native




Asian



Black/African American




Hispanic/Latino



Multiracial



Native Hawaiian/Pacific Islander



White



10%

Ever English
Learners



25

Languages
Spoken

13%

Students
with
Disabilities

11%

Mobile
Students

26%

Students
Experiencing
Poverty

*<10 students or data unavailable

OREGON AT-A-GLANCE DISTRICT PROFILE

Estacada SD 108

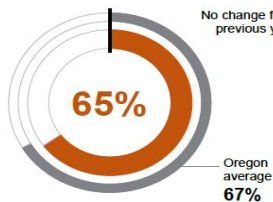
SUPERINTENDENT: Ryan Carpenter | 255 NE 6th Ave, Estacada 97023 | 503-630-6871

2024-25

District Environment

REGULAR ATTENDERS

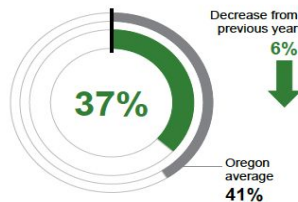
Students who attended more than 90% of their enrolled school days.



Academic Success

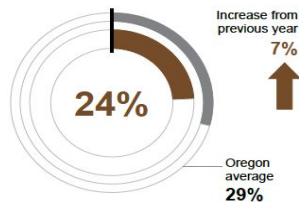
Grade 3 ENGLISH LANGUAGE ARTS

Students meeting state grade-level expectations.



Grade 8 MATHEMATICS

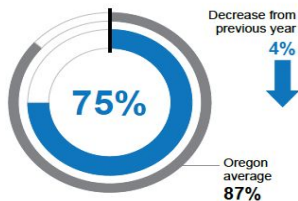
Students meeting state grade-level expectations.



High School Success

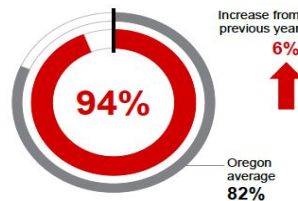
ON-TRACK TO GRADUATE

Students earning one-quarter of graduation credits in their 9th grade year.



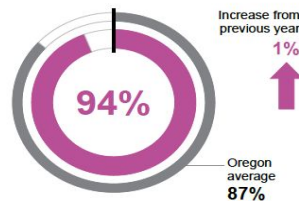
ON-TIME GRADUATION

Students earning a diploma within four years. Cohort includes students who were first-time ninth graders in 2020-21 graduating in 2023-24.



FIVE-YEAR COMPLETION

Students earning a high school diploma or GED within five years. Cohort includes students who were first-time ninth graders in 2019-20 finishing in 2023-24.



District Goals

The Estacada School District is committed to providing a high-quality, rigorous education to ensure that each student is on the path to success. Our Strategic Plan, developed collaboratively with our community, places a focus on the following areas: Successful Students, People and Culture, Engaged Families and Community, Safety and Operational Services, and Sustainable, Accountable Finances. For this school year, our strategic plan will continue to guide our work as we strive for continuous improvement and support our Missions, Visions, and Values.

State Goals

The Oregon Department of Education is partnering with school districts and communities statewide to reach a 90% on-time graduation rate by 2027. Anchored in the pillars of Academic Excellence, Belonging & Wellness, and Accountability, ODE prioritizes evidence-based strategies that strengthen early literacy, improve attendance, and deepen student engagement. We are committed to eliminating opportunity and achievement gaps for historically underserved students. By investing in culturally responsive practices, cultivating inclusive school environments, and fostering a culture of continuous improvement, we can help ensure every student thrives.

SB 141

Education Accountability Act

- On Jan 15, SBE adopted 3 assessments: MAP, iReady, and STAR
- OSAS Interim Assessments do not have K-2 or Spanish, so SBE requested ODE provide more information in Feb. They are not yet adopted.
- Things to plan:
 - Administering 3× per year
 - Reporting to the school board
 - Using data to inform student growth; continuous improvement systems.
 - Funding and capacity

- Key updates (Jan 15)
 - DOJ advised ODE they cannot negotiate statewide pricing with vendors
 - ESDs can negotiate consortium pricing
 - ODE plans to host 6 regional sessions for districts to see vendors
 - The rubric and final scoring is available on all the vendors
 - Reporting 3x per year to District School Board and ODE
- July 2026: ODE to publish final guidance for interim assessments

SB 141

Education Accountability Act

The five metrics taken from the Student Investment Account:

- Third grade reading proficiency based on summative assessments
- Ninth grade on-track rates
- Regular attendance rates
- On-time graduation rates
- Five-year completion rates

The two metrics added by the Legislature:

- K-2 attendance
- Eighth grade math proficiency based on summative assessments

Five metrics proposed by ODE for state board adoption from which districts must choose one:

- Fifth grade science achievement based on summative test results
- Academic growth based on interim assessments in language arts and math
- Career and workforce readiness based on career and technical education program participation
- Multilingual proficiency based on the state's seal of biliteracy or multiliteracy achievement
- Postsecondary readiness based on students' earning of dual credit, Advanced Placement and International Baccalaureate credits.