

The background features a light gray base with several abstract shapes: a large reddish-brown shape on the left, a large olive-green shape on the right, and a white outline of a leaf-like shape on the right. In the top left, there is a faint, light gray illustration of a leafy branch.

2023-2024 Budget Discussions

Board of Trustees

4/11/2023



Agenda



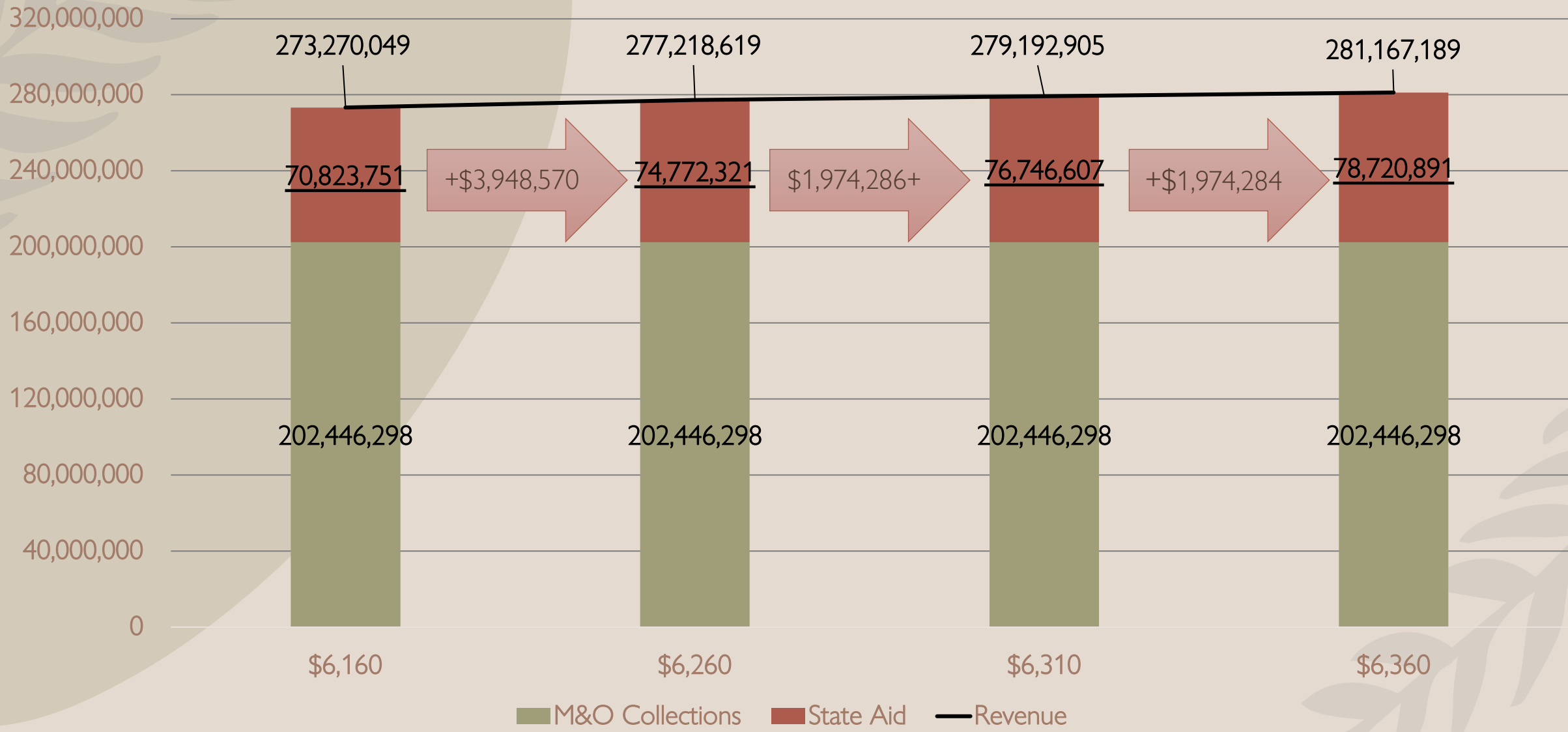
Basic Allotment Increase Scenarios

Local Tax Collections / State Funding

Legislative Update

Average Daily Attendance

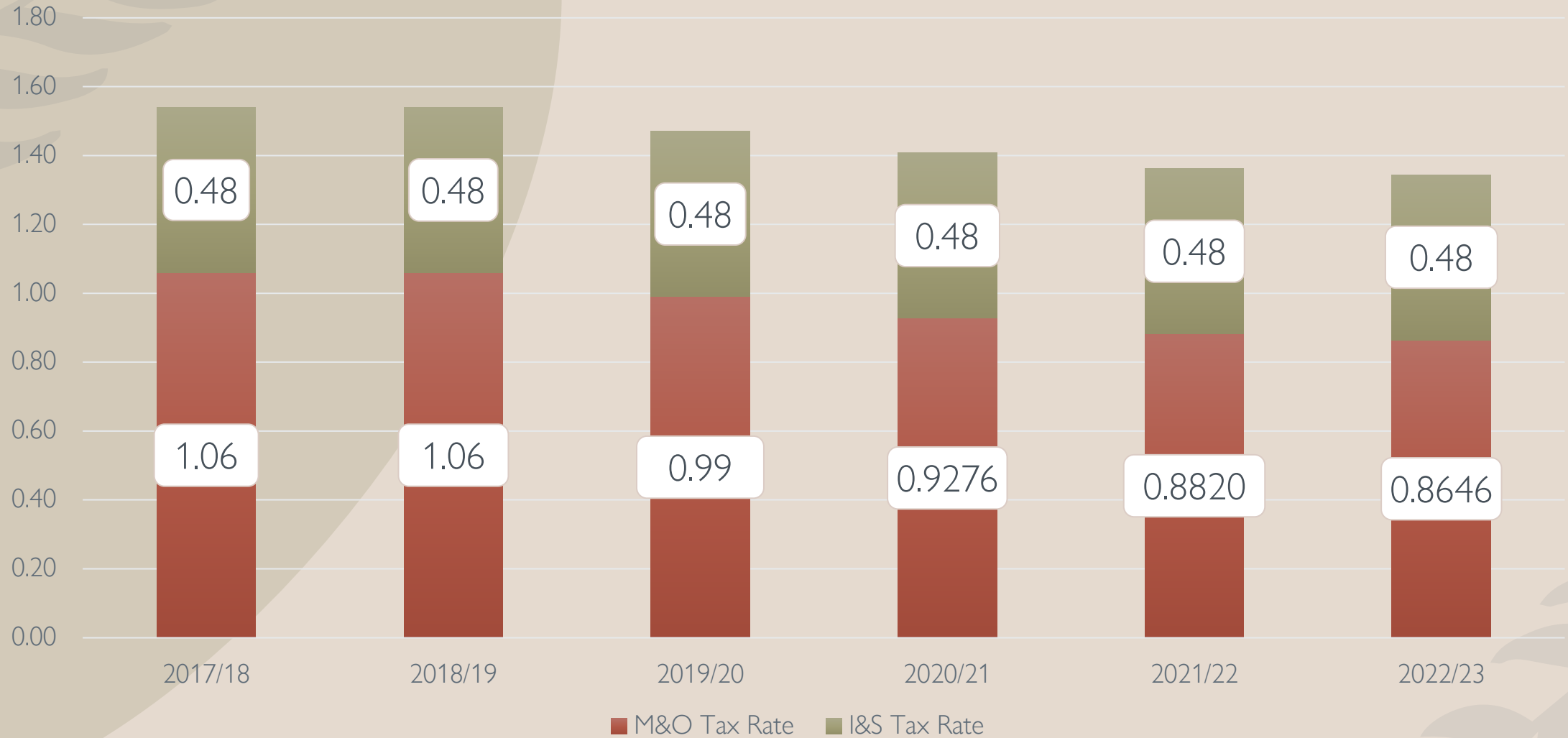
Basic Allotment Increase



Note: Based on a constant ADA of 30,144 for each Basic Allotment Increase

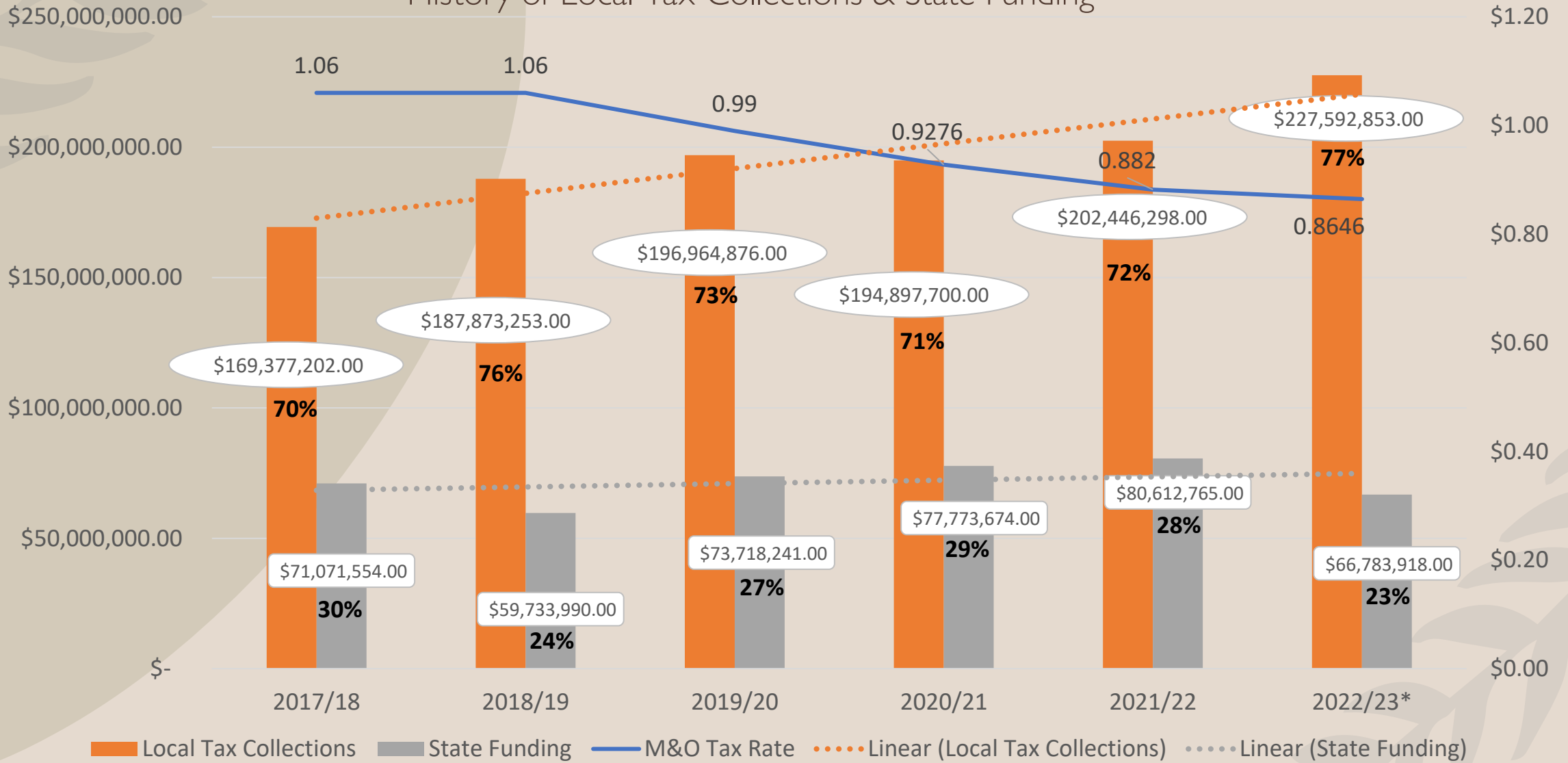
Source: Equity Center – FY22 Data

Tax Rate History



Denton ISD

History of Local Tax Collections & State Funding



88th Legislative Session Update – Property Tax Bills

- HB 1
 - \$17.3B - Property tax reduction – Tier 1 tax rate compression
 - \$2.4B – Increase to Tier 2 penny yield
 - DISD receives no benefit in FY24 due to Formula Transition Grant
 - \$5B for other school funding increases
- HB 2
 - Reduce maximum compressed tax rate by \$0.15 in 2023-2024
 - Tax Year 2024 - Appraisal cap of 10% lowered to 5% and apply to all real property

Maximum Compressed Rate (MCR) Range	2022-2023 (Actual)	2023-2024* (HB 1 – Intro)	2023-2024** (HB 2 – Intro)
Ceiling	\$0.8941	\$0.8052	\$0.6552
Floor	\$0.8046	\$0.7246	\$0.5896

* Could change as bill emerges

** Works in conjunction with HB 1

88th Legislative Session Update – Property Tax Bills

- SB 3 – Increase Homestead Exemption to \$70,000
- SB 4
 - Would allow the floor of the Tier 1 tax rate to be 20% lower than the highest Tier 1 tax rate.
 - Reduce highest Tier 1 rate by an amount determined through the appropriations process.
 - Additional \$0.07?

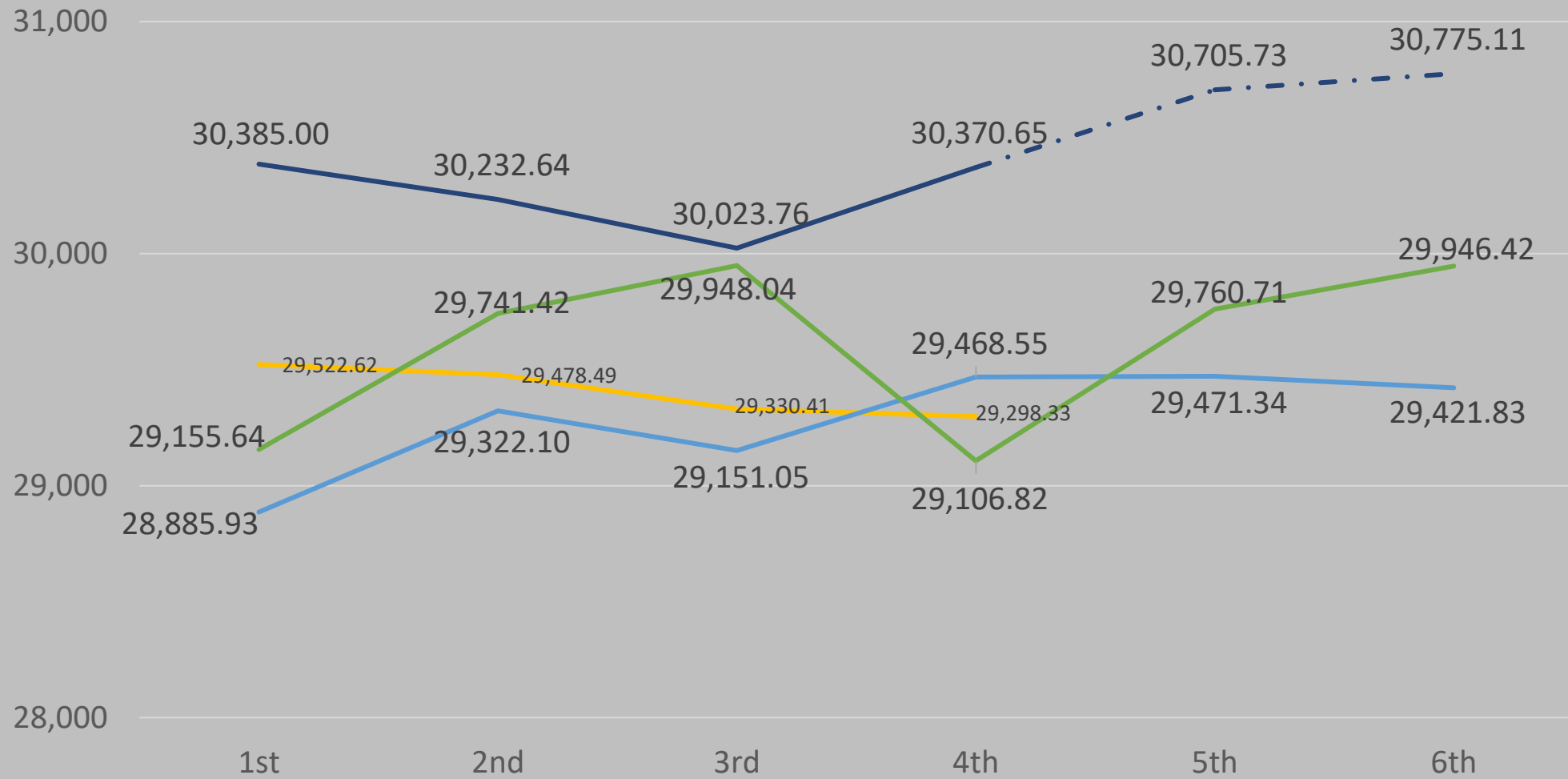
Maximum Compressed Rate (MCR) Range	2022-2023 (Actual)	2023-2024* (Budget Bill – Intro)	2023-2024** (SB 4)
Ceiling	\$0.8941	\$0.8052	\$___
Floor	\$0.8046	\$0.7246	\$___

* Could change as bill emerges

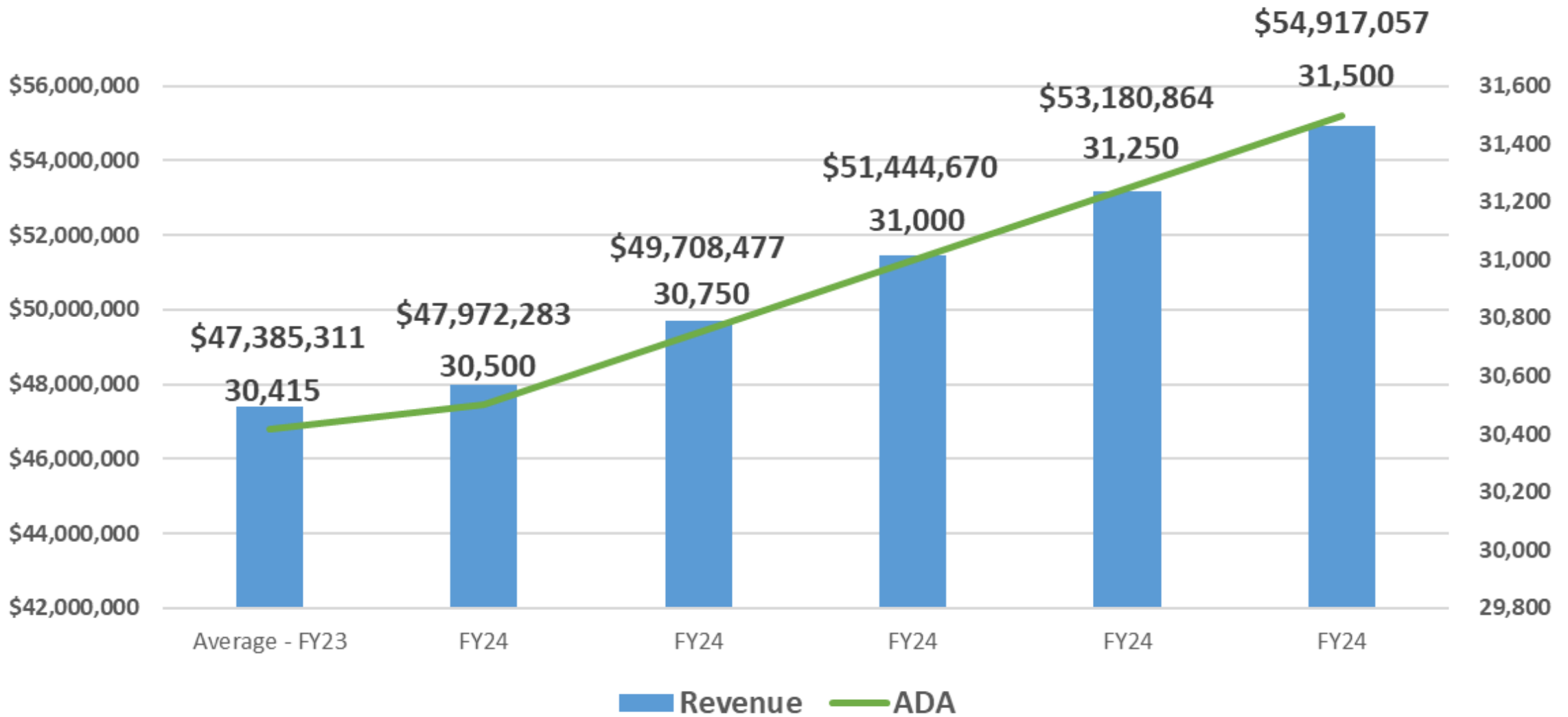
** TBD by Commissioner of Education based on appropriations for this purpose

Denton ISD
ADA Comparison by Six Weeks
2017-2023

2022-2023
Average
30,415.48



ADA Scenarios 2023-2024



Note 1: Based on current law

Note 2: FY 24 includes a 1% increase in other student counts (CTE, Bilingual, Special Education, Gifted & Talented, Dyslexia, Comp Ed)

Budget Priorities

Compensation Increase



Opening of Pat Cheek Middle School / Growth



Contract Increases



The background features a light gray base with several organic, abstract shapes. On the left, there is a solid reddish-brown shape. On the right, there is a large, muted olive-green shape. A thin, white, hand-drawn outline of a leaf or branch is visible on the right side, overlapping the green shape. In the top left corner, there is a faint, light gray outline of a leafy branch.

Questions?