

SSAISD  
Enrollment Report  
2021-2022  
9.15.2021  
Total Enrollment: 7917

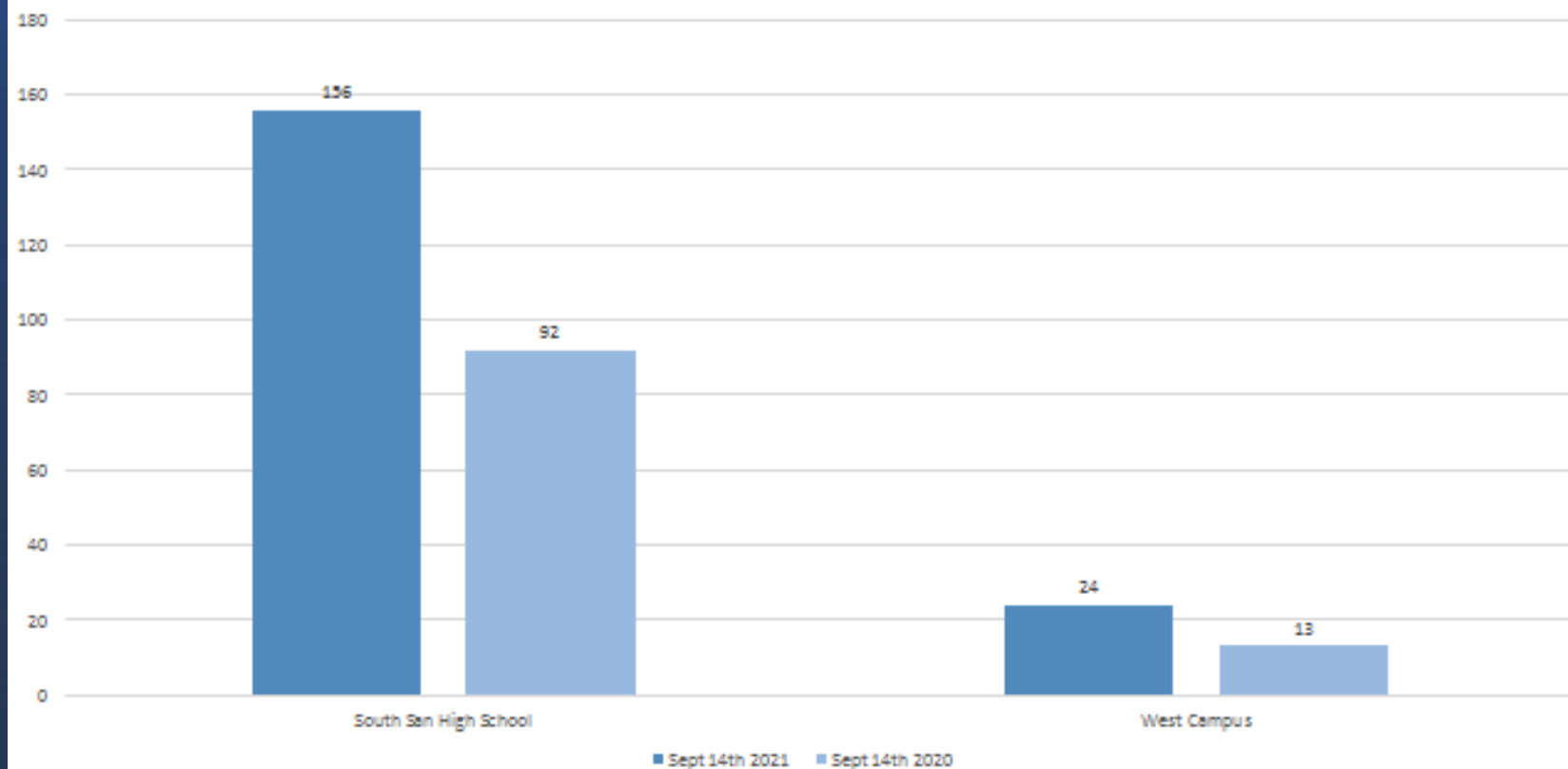


School	Total Number Enrolled Aug 13th 2021	Total Number Enrolled Aug 20th 2021	Total Number Enrolled Aug 27th 2021	Total Number Enrolled Sep 3rd 2021	Total Number Enrolled Sep 14th 2021
South San High School	1997	2078	2131	2147	2139
West Campus	327	354	355	359	361
Dwight MS	464	482	494	493	491
Shepard MS	518	538	552	556	557
Kazen MS	241	249	254	256	256
Zamora MS	470	479	482	489	496
Athens	213	220	230	239	233
Hutchins	373	383	390	396	402
Kindred	309	317	322	326	326
Palo Alto	402	408	425	429	427
Price	327	341	347	351	364
Madla	332	339	343	349	353
Five Palms	426	445	449	453	453
Armstrong	230	263	262	268	266
Carrillo	223	237	246	248	239
Benavidez	445	454	456	453	452
Talented and Gifted Acad	29	29	29	29	29
Explartory Arts and Trilingual Ac	36	39	38	38	39
Global Leadership Acader	34	35	35	35	34
<b>Totals</b>	<b>7396</b>	<b>7690</b>	<b>7840</b>	<b>7914</b>	<b>7917</b>

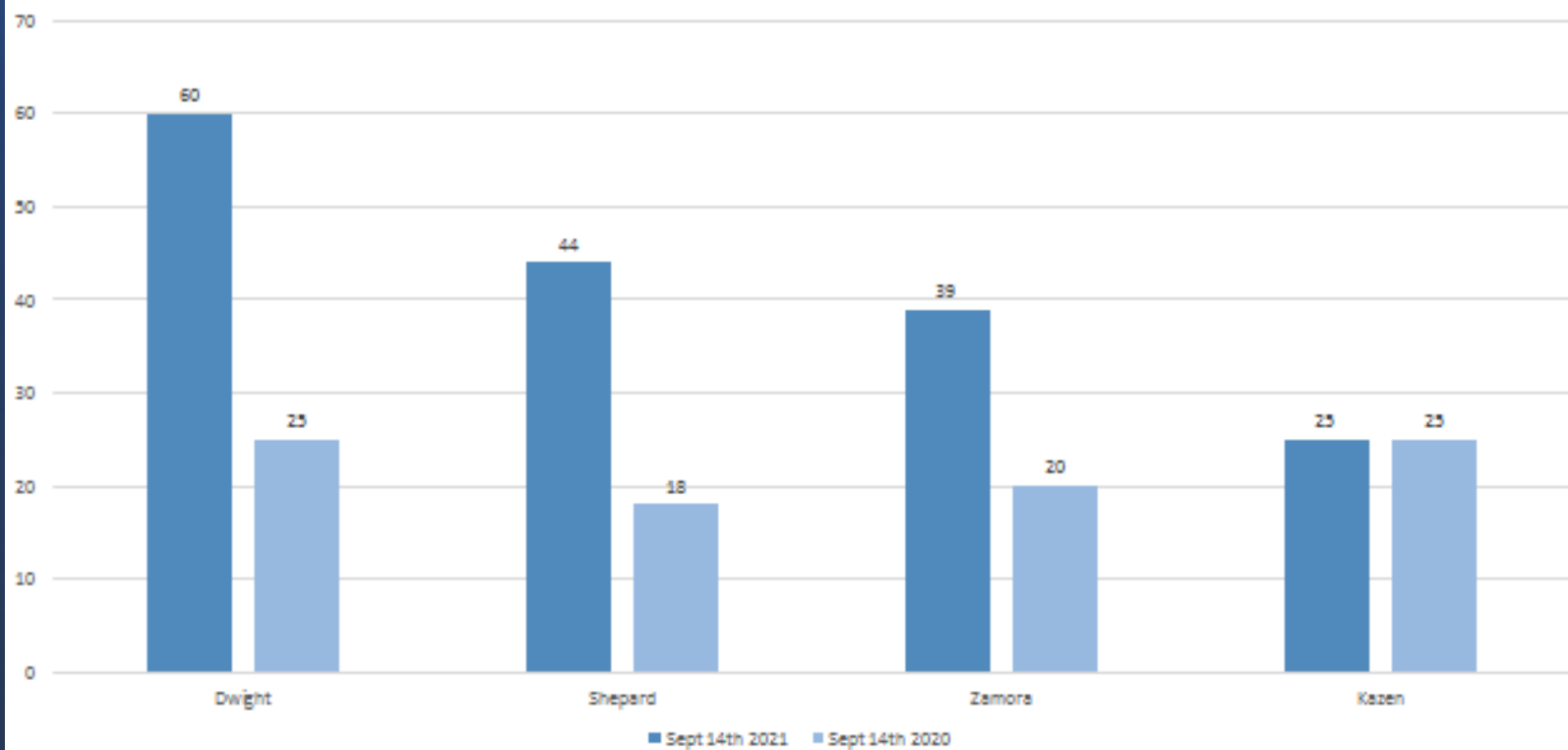
School	No Show Students per Campus August, 2021	No Show Students per Campus August 27, 2021	No Show Students per Campus Sept 3rd , 2021	No Show Students per Campus Sept 14th , 2021	No Show Students per Campus September 14, 2020
South San High School	357	238	198	156	92
West Campus	91	54	40	24	13
Dwight MS	111	76	60	32	25
Shepard MS	164	112	62	44	18
Kazen MS	54	37	25	11	25
Zamora MS	100	57	39	20	20
Athens	37	25	25	10	3
Hutchins	65	49	37	20	16
Kindred	37	23	13	8	9
Palo Alto	77	54	44	19	1
Price	53	30	22	12	9
Madla	88	66	38	27	9
Five Palms	62	32	22	16	7
Armstrong	50	32	19	17	13
Carrillo	67	33	29	16	13
Benavidez	67	47	34	18	19
<b>Totals</b>	<b>1480</b>	<b>965</b>	<b>707</b>	<b>450</b>	<b>292</b>

# Campus No Shows

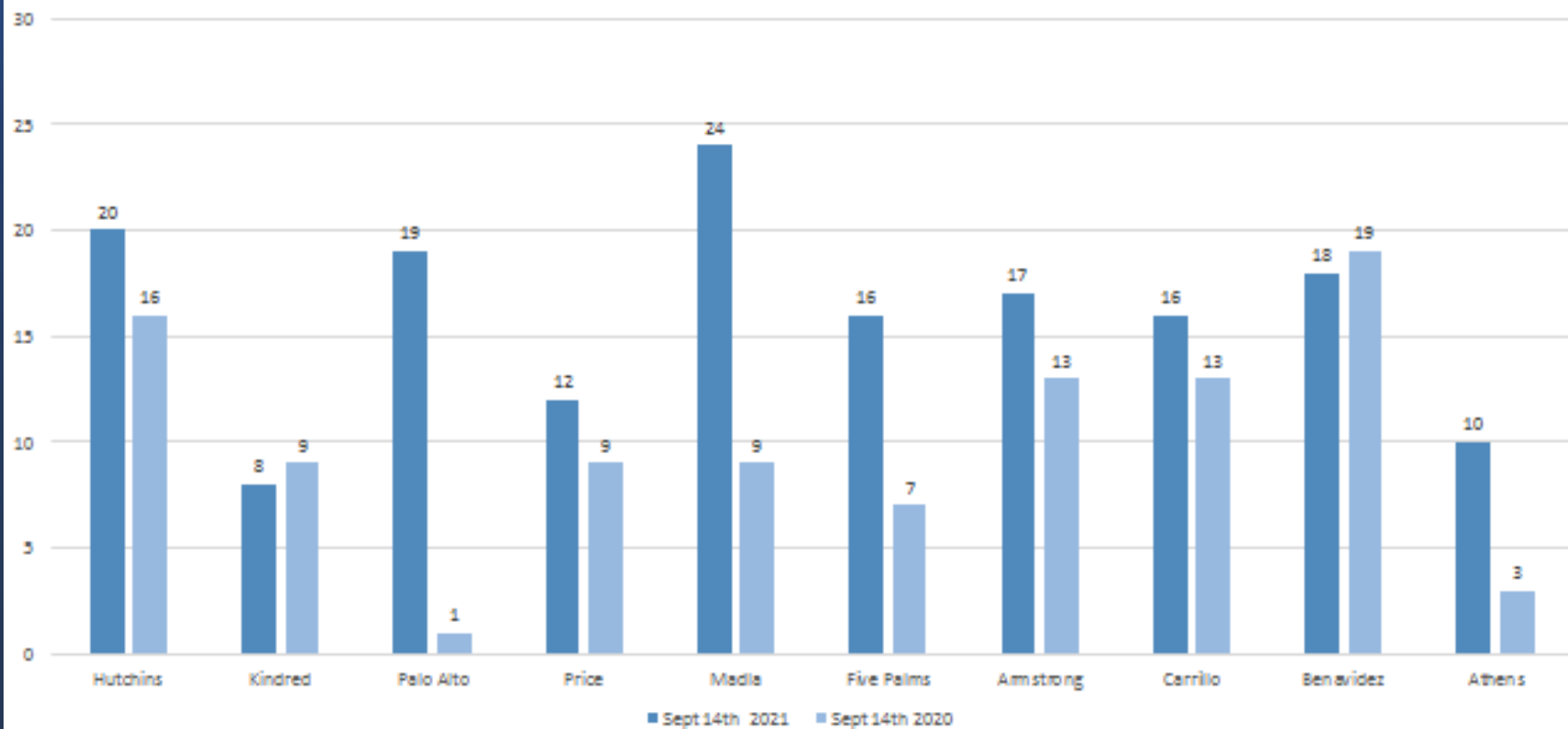
## No Show Comparisons



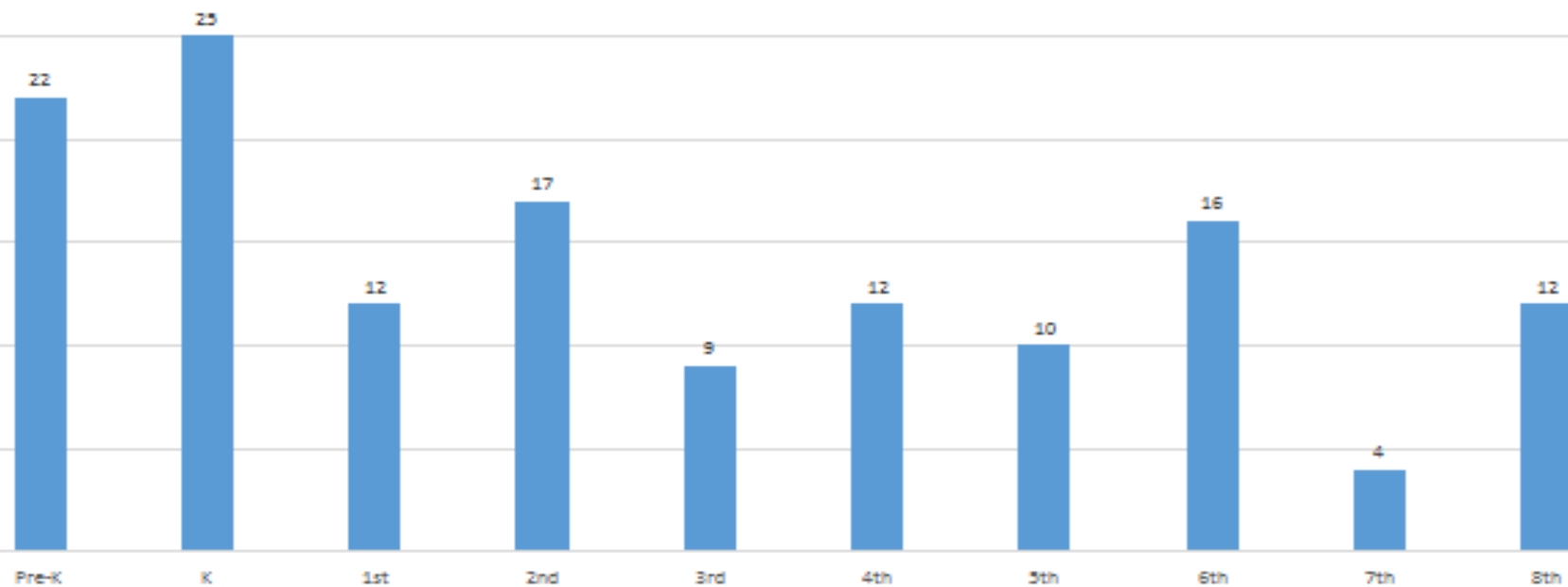
## No Show Comparisons



## No Show Comparisons



### Withdrawn Students as of Sept 14th 2021



■ Sept 14th 2021

