

# Attendance Report: Reporting Period 2 September 23 - November 1, 2024



Student Support Services  
Lesli Guajardo



# Denton ISD ADA Summary Report

District  
Summary

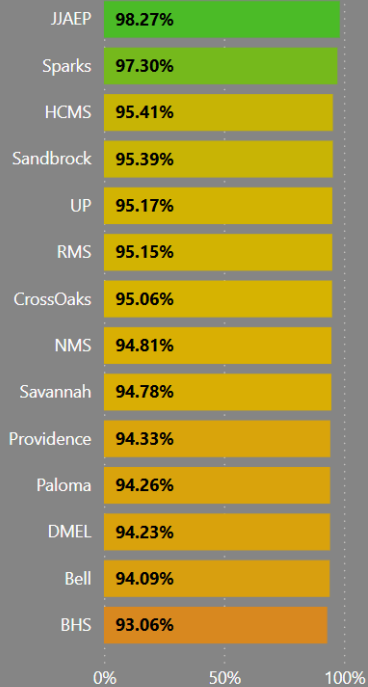
Student List

Reporting Period

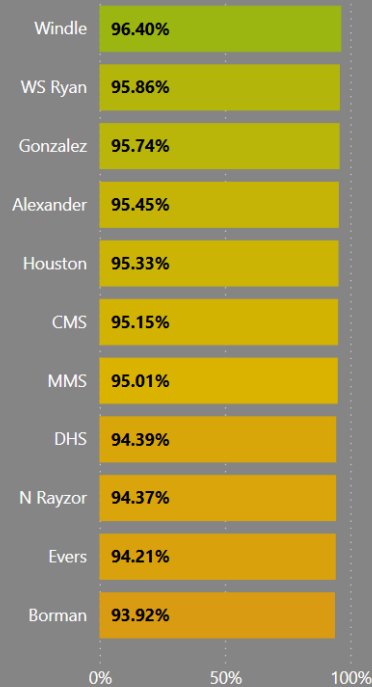
2



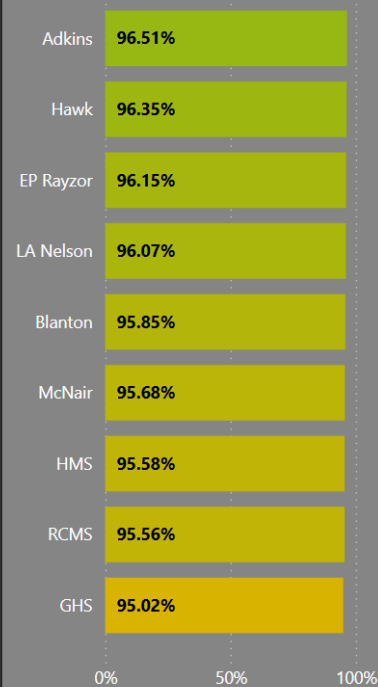
### YTD ADA Rate by Campus, Braswell Zone



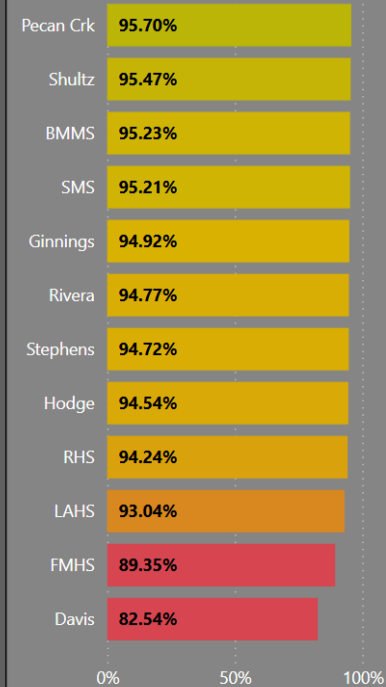
### YTD ADA Rate by Campus, Denton Zone



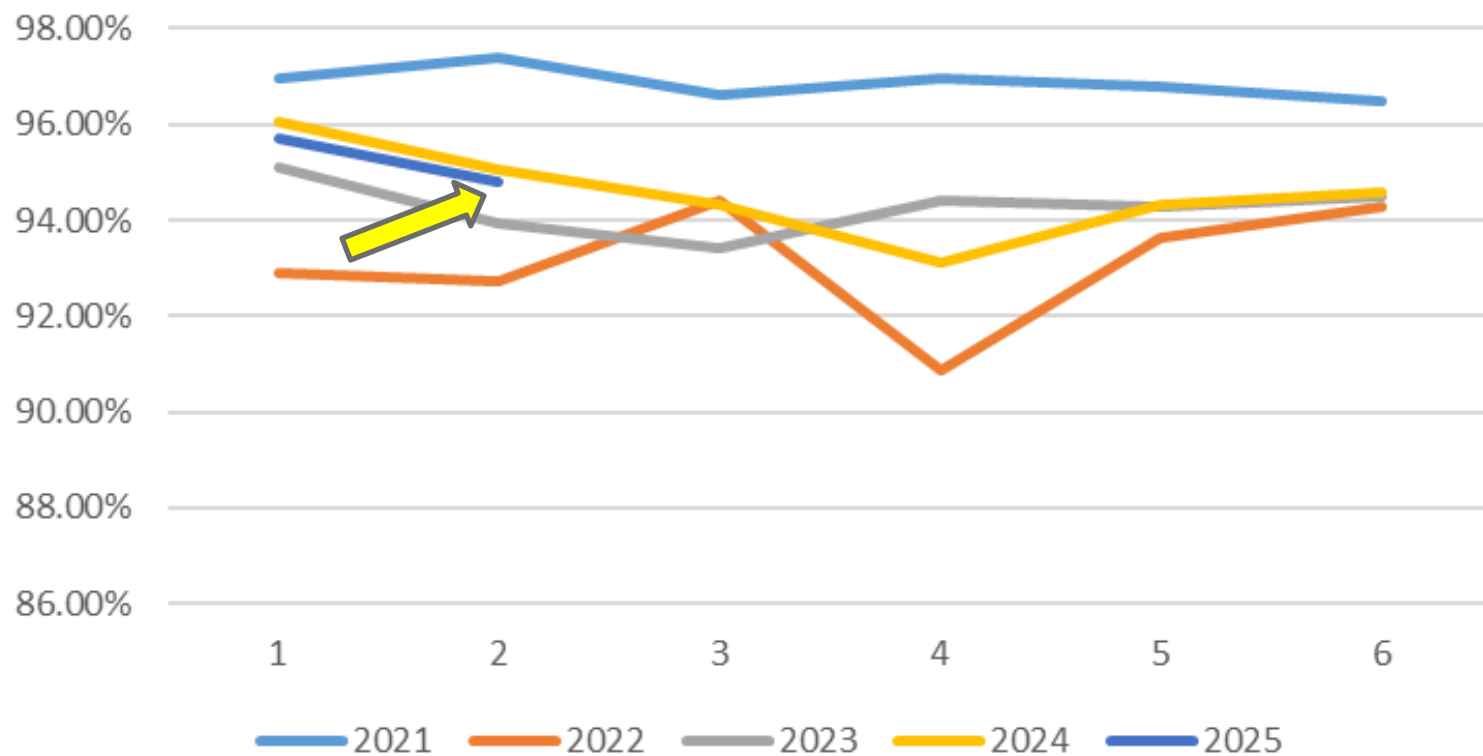
### YTD ADA Rate by Campus, Guyer Zone



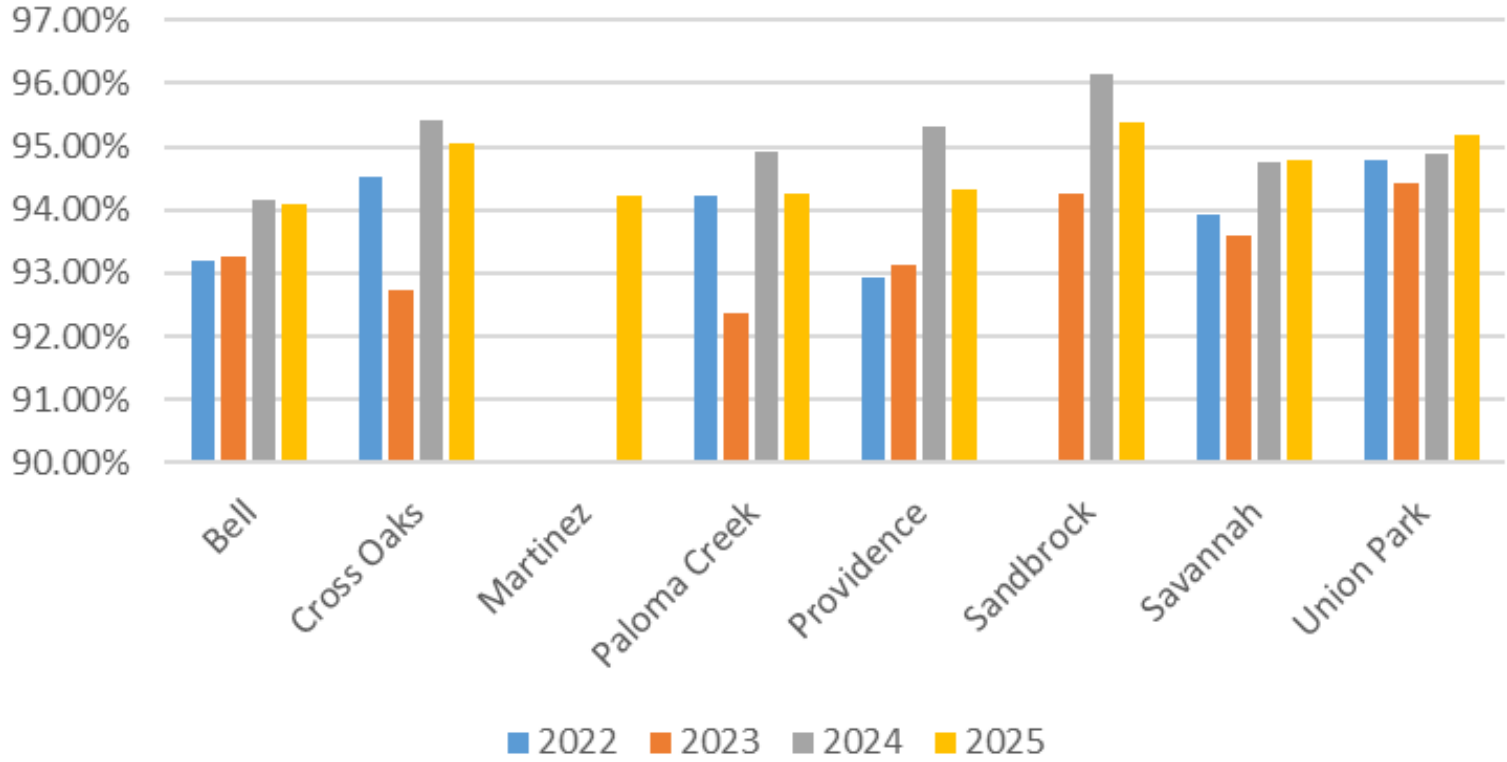
### YTD ADA Rate by Campus, Ryan Zone



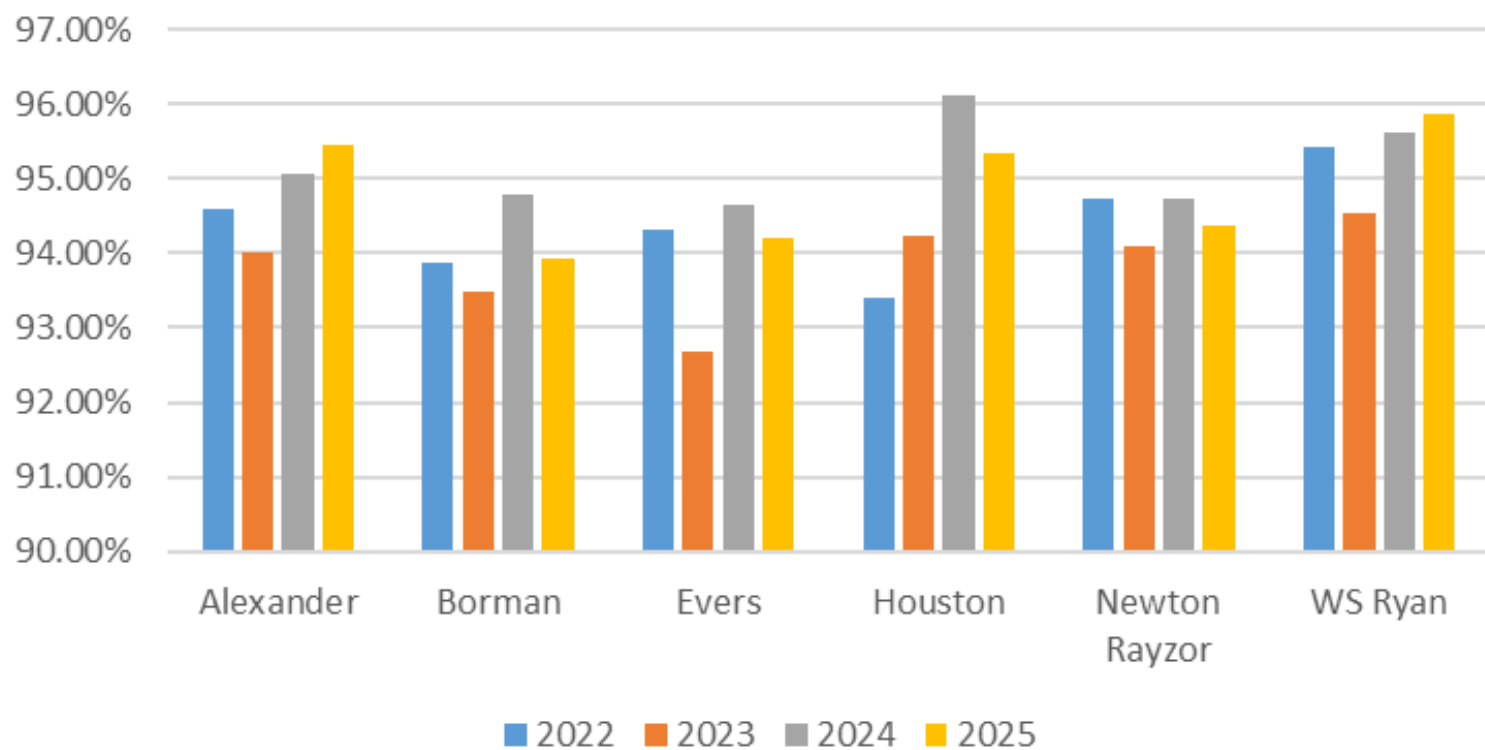
## ADA by Academic Year and Reporting Period



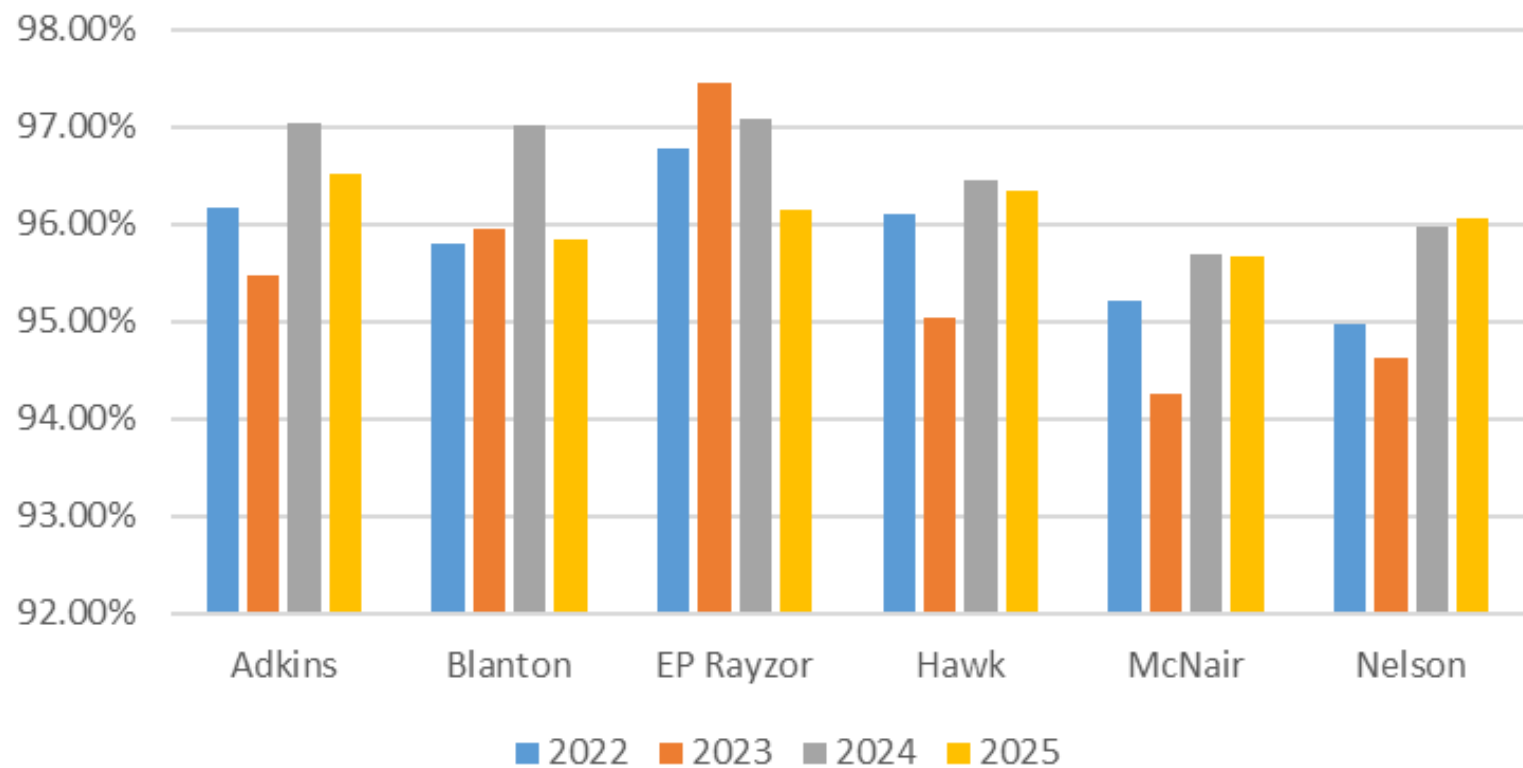
# Braswell Elementary Zone RP 2



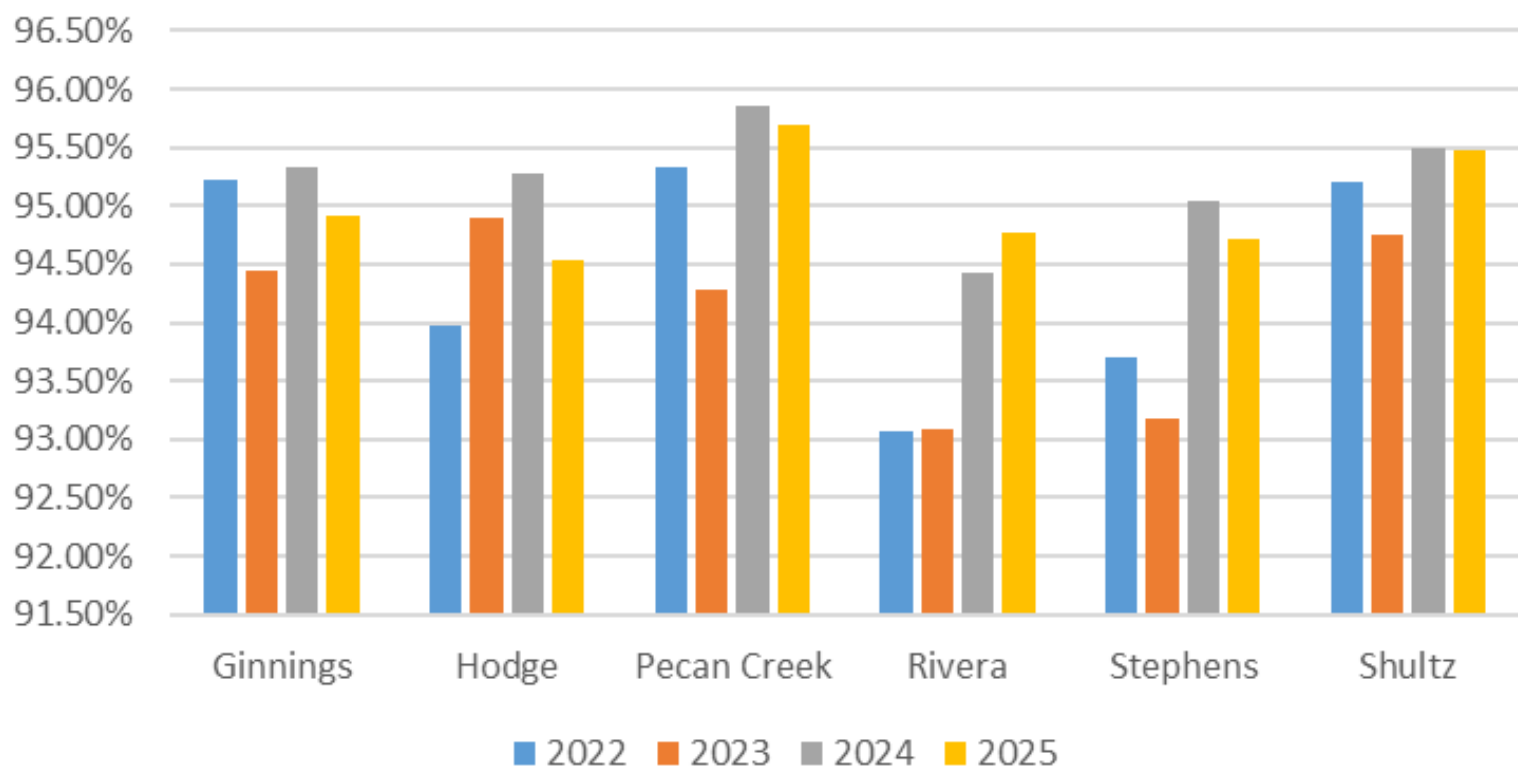
## Denton Elementary Zone RP 2



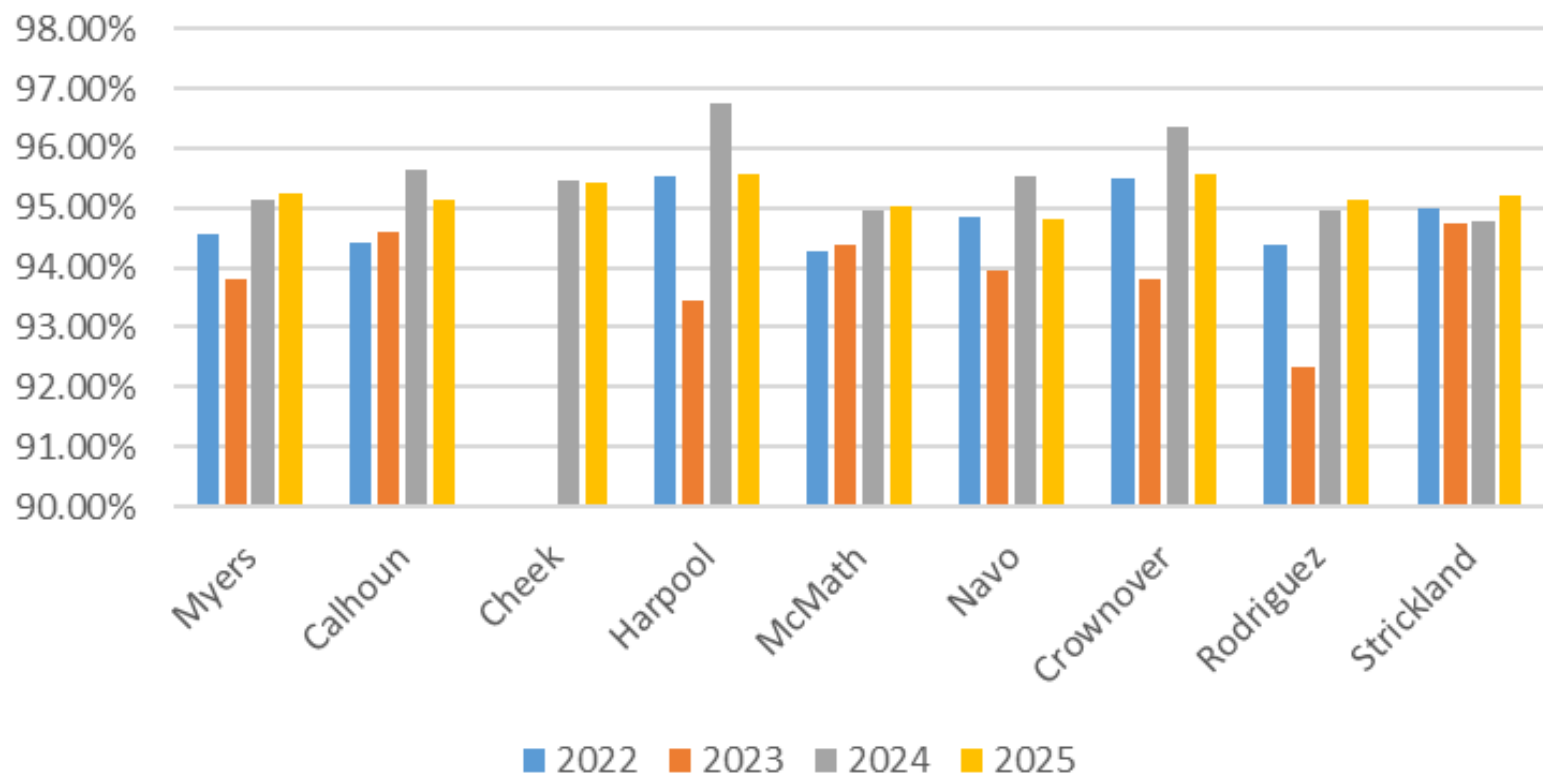
## Guyer Elementary Zone RP 2



## Ryan Elementary Zone RP 2

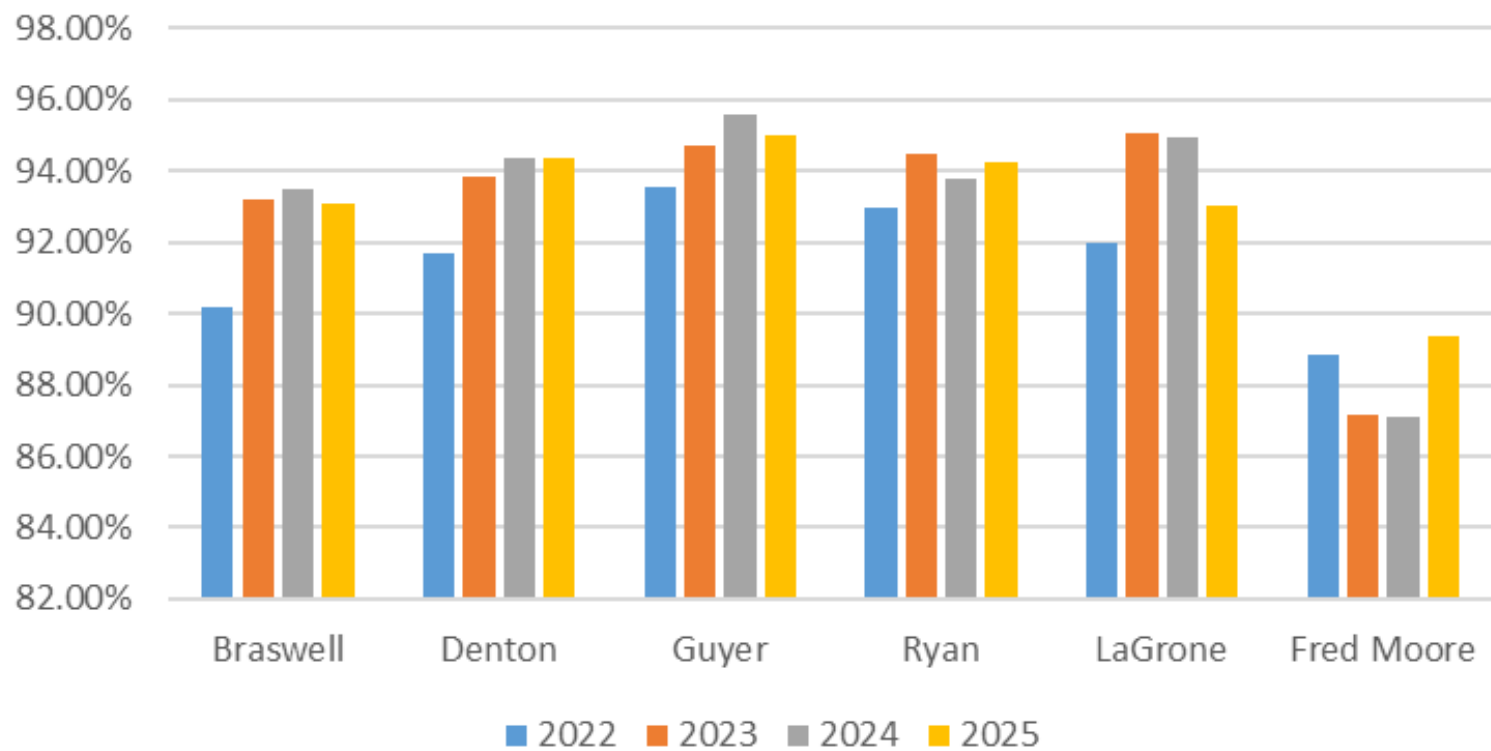


## All Middle School Reporting Period 2





## High School RP 2



## 2025 Campus Truancy Prevention Measures September 23, 2024 - November 1, 2024

	ADA%	Warning Letter	Direct Parent Contact**	Attendance Behavior Plan (Processed)	Counselor Outreach	Campus Interventions/Consequences	Home Visits	Court Filings
Campus	RP 2	RP 2	RP 2	RP 2	RP 2	RP 2	RP 2	RP 2
Adkins	96.51	29	26	2	1	0	0	0
Alexander	94.45	51	53	8	1	9	2	4
Ann Windle	96.04	32	42	3	1	6	0	0
Bell	94.09	50	144	19	10	34	3	0
Blanton	95.85	24	6	1	2	0	0	0
Borman	93.92	86	50	12	0	0	3	0
Cross Oaks	95.06	61	97	10	3	30	1	0
EP Rayzor	96.15	24	16	5	0	5	2	0
Evers	94.21	81	79	23	3	24	6	5
Ginnings	94.92	40	51	8	7	4	0	0
Gonzalez	95.74	33	32	11	8	4	0	0
Hawk	96.35	33	30	4	1	1	2	0
Hodge	94.54	61	94	6	2	8	1	0
Houston	95.33	34	57	9	6	11	0	0
LA Nelson	96.07	16	27	0	0	0	0	0
Martinez	94.23	89	76	24	7	24	9	4
McNair	95.68	27	51	12	7	6	0	0
N. Rayzor	94.37	76	90	25	10	29	3	3
Paloma Creek	94.26	41	64	10	10	4	2	0
Pecan Creek	95.70	26	28	0	4	5	0	0
Providence	94.33	47	50	0	11	1	1	0
Rivera	94.77	84	117	6	3	5	3	0
Sandbrock	95.39	49	41	3	1	0	1	0
Savannah	94.78	70	155	18	14	42	4	0
Shultz	95.47	51	78	7	1	6	0	0
Stephens	94.72	20	13	0	0	0	1	0
Union Park	95.17	44	54	6	8	0	0	0
WS Ryan	95.86	15	27	4	2	1	1	0
<b>Elem. Totals</b>		<b>1294</b>	<b>1648</b>	<b>236</b>	<b>123</b>	<b>259</b>	<b>45</b>	<b>16</b>
Calhoun	95.15	93	81	14	0	13	4	0
Cheek	95.41	155	383	8	92	0	10	0
Crownover	95.56	19	12	2	7	0	0	0
Harpool	95.58	58	27	0	6	0	2	0
McMath	95.01	60	216	42	2	28	3	1
Myers	95.23	116	249	40	27	3	5	1
Navo	94.81	76	131	42	37	9	15	0
Rodriguez	95.15	93	223	36	19	43	3	0
Strickland	95.21	91	236	20	15	27	6	0
<b>MS Totals</b>		<b>761</b>	<b>1558</b>	<b>204</b>	<b>205</b>	<b>123</b>	<b>48</b>	<b>2</b>
Braswell	93.06	529	1172	251	302	385	65	41
Davis	82.54	41	128	22	20	13	4	0
Denton	94.39	298	553	196	103	138	12	21
Fred Moore	89.35	6	23	5	2	6	5	0
Guyer	95.02	326	415	142	100	81	3	0
LaGrone	93.04	38	98	5	4	5	1	0
Ryan	94.24	334	1465	255	77	27	15	17
Sparks	97.30	8	14	0	0	0	0	0
<b>HS Totals</b>		<b>1580</b>	<b>3868</b>	<b>876</b>	<b>608</b>	<b>655</b>	<b>105</b>	<b>79</b>



*Questions?*