


Celina Independent School District
Investment Statement
2017-2018


	February, 2018 Actual	March, 2018 Actual	April, 2018 Actual
Construction Account			
Logic Acct Closed June, 2016			
Construction Acct			
Beginning Cash Balance at Ind Bank	\$ 64,428.13	64,460.26	63,095.84
Deposits - Transfers In	\$ 0.00	0.00	0.00
Interest Earned	\$ 32.13	35.58	33.01
Transfers out	\$ 0.00	-1,400.00	-8,531.68
Ending Cash Balance at Ind Bank	\$ 64,460.26	63,095.84	54,597.17
Construction 2016 Account			
Beginning Cash Balance at Ind Bank	\$ 30,607.10	30,628.24	30,651.65
Deposits - Transfers In Bonds Sold	\$ 0.00	0.00	0.00
Interest Earned	\$ 21.14	23.41	20.12
Expenditures	\$		-7,392.85
Ending Cash Balance at Ind Bank	30,628.24	30,651.65	23,278.92
October, 2016 Bond Sales Const Account			
Beginning Cash Balance at Ind Bank	\$ 3,583,741.76	3,068,407.76	2,549,729.02
Deposits - Transfers In Bonds Sold	\$ 0.00	0.00	0.00
Interest Earned	\$ 1,644.92	1,590.87	1,317.52
Expenditures	\$ -516,978.92	-520,269.61	-188,587.19
Ending Cash Balance at Ind Bank	3,068,407.76	2,549,729.02	2,362,459.35
General Operating			
Beginning Cash Balance at Texpool	\$ 5,164,524.27	7,171,332.28	6,180,077.58
Deposits - Transfers In	\$ 2,000,000.00	0.00	0.00
Interest Earned	\$ 6,808.01	8,745.30	7,653.99
Transfers out	\$ 0.00	-1,000,000.00	1,500,000.00
Ending Cash Balance at Texpool	\$ 7,171,332.28	6,180,077.58	7,687,731.57
Beginning MMA - Independent Bank-Operating	\$ 2,003,283.28	2,004,282.18	2,005,331.67
Deposits - Transfers In	\$ 0.00	800,000.00	0.00
Interest Earned	\$ 998.90	1,049.49	1,071.34
Transfers out	\$ 0.00	-800,000.00	0.00
Ending MMA - Independent Bank	\$ 2,004,282.18	2,005,331.67	2,006,403.01
Beginning Cash Balance at Ind Bank	\$ 2,876,089.00	1,057,363.70	502,234.80
Deposits	\$ 2,332,167.93	2,180,866.00	2,431,446.11
Interest Earned	\$ 1,314.61	602.91	405.27
Expenditures	\$ -4,152,207.84	-2,736,597.81	-1,850,830.83
Ending Cash Balance at Ind Bank	\$ 1,057,363.70	502,234.80	1,083,255.35

Interest and Sinking

Beginning Cash Balance at Texpool	\$	4,421,290.53	4,425,848.16	4,431,545.02
Deposits - Transfers In	\$	0.00	0.00	0.00
Interest Earned	\$	4,557.63	5,696.86	6,084.33
Transfers out	\$	0.00	0.00	0.00
Ending Cash Balance at Texpool	\$	4,425,848.16	4,431,545.02	4,437,629.35
Beginning Cash Balance at Ind Bank	\$	1,734,580.53	1,131,887.58	1,233,507.73
Deposits	\$	951,308.18	100,959.60	48,534.80
Interest Earned	\$	661.38	660.55	675.24
Expenditures/Transfers Out	\$	-1,554,662.51	0.00	-750.00
Ending Cash Balance at Ind Bank	\$	1,131,887.58	1,233,507.73	1,281,967.77
Beginning MMA - Independent Bank-I & S	\$	100,164.16	100,214.11	100,269.43
Deposits - Transfers In	\$	0.00	0.00	0.00
Interest Earned	\$	49.95	55.32	53.57
Transfers out	\$	0.00	0.00	0.00
Ending MMA - Independent Bank	\$	100,214.11	100,269.43	100,323.00

This report is presented in accordance with the Texas Government Code Title 10 Section 2256.023. The below signed hereby certify that, to the best of their knowledge on the date this report was created, Celina ISD is in compliance with the provisions of Government Code 2256 and with the policies and strategies of Celina ISD.


 Rick DeMasters, Investment Officer


 Sarabeth McCarter, Investment Designee

RATE INFORMATION

DEPOSITORY CONTRACT WITH INDEPENDENT BANK LOCKED IN .45% FIXED RATE FOR TWO YEARS
 MONEY MARKET INVESTMENT ACCTS AT INDEPENDENT BANK .45% FOR 12 MONTH
 CONSTRUCTION 2016 ACCT AT INDEPENDENT BANK .90% FOR DURATION OF ACCOUNT
 OCTOBER 2016 BOND SALES LOCKED IN AT .60% FOR DURATION OF ACCOUNT

APRIL, 2018

TEXPOOL INVESTMENT POOL - APRIL, 2018


Monthly Averages


INTEREST RATE:	1.6704%
ALLOCATION FACTOR:	0.000045765
AVERAGE MONTHLY POOL BALANCE:	19,901,625,057.91
WEIGHTED AVERAGE MATURITY:	31
BOOK VALUE	19,658,939,074.44
MARKET VALUE	19,657,267,248.07
MARKET VALUE PER SHARE:	0.999880
NUMBER OF PARTICIPANTS	2472

TEXPOOL PORTFOLIO ASSET SUMMARY AS OF APRIL, 2018

	BOOK VALUE	MARKET VALUE
Uninvested Balance	68.93	68.93
Accrual of Interest Income	7,624,464.07	7,624,464.07
Interest and Management Fees Payable	-26,790,215.11	-26,790,215.11
Payable for Investment Purchased	0.00	0.00
Accrued Expenses & Taxes	-24,083.78	-24,083.78
Repurchase Agreements	6,249,563,000.00	6,249,563,000.00
Mutual Fund Investments	776,022,103.88	776,022,103.88
Government Securities	11,825,684,772.42	11,824,413,797.92
US Treasury Inflation Protected Securities	0.00	0.00
US Treasury Bills	527,092,046.38	527,047,809.66
US Treasury Notes	299,766,917.65	299,410,302.50
Total	19,658,939,074.44	19,657,267,248.07

This report is presented in accordance with the Texas Government Code Title 10 Section 2256.023. The below signed hereby certify that, to the best of their knowledge on the date this report was created, Celina ISD is in compliance with the provisions of Government Code 2256 and with the policies and strategies of Celina ISD.


 Rick DeMasters, Investment Officer


 Sarabeth McCarter, Investment Designee

RATE INFORMATION

DEPOSITORY CONTRACT WITH INDEPENDENT BANK LOCKED IN .45% FIXED RATE FOR TWO YEARS
 MONEY MARKET INVESTMENT ACCTS AT INDEPENDENT BANK .45% FOR 12 MONTH
 CONSTRUCTION 2016 ACCT AT INDEPENDENT BANK .90% FOR DURATION OF ACCOUNT
 OCTOBER 2016 BOND SALES LOCKED IN AT .60% FOR DURATION OF ACCOUNT

APRIL, 2018

TEXPOOL INVESTMENT POOL - APRIL, 2018

Monthly Averages

INTEREST RATE: 1.6704%
 ALLOCATION FACTOR: 0.000045765
 AVERAGE MONTHLY POOL BALANCE: 19,901,625,057.91
 WEIGHTED AVERAGE MATURITY: 31
 BOOK VALUE 19,658,939,074.44
 MARKET VALUE 19,657,267,248.07
 MARKET VALUE PER SHARE: 0.999880
 NUMBER OF PARTICIPANTS 2472

TEXPOOL PORTFOLIO ASSET SUMMARY AS OF APRIL, 2018

	BOOK VALUE	MARKET VALUE
Uninvested Balance	68.93	68.93
Accrual of Interest Income	7,624,464.07	7,624,464.07
Interest and Management Fees Payable	-26,790,215.11	-26,790,215.11
Payable for Investment Purchased	0.00	0.00
Accrued Expenses & Taxes	-24,083.78	-24,083.78
Repurchase Agreements	6,249,563,000.00	6,249,563,000.00
Mutual Fund Investments	776,022,103.88	776,022,103.88
Government Securities	11,825,684,772.42	11,824,413,797.92
US Treasury Inflation Protected Securities	0.00	0.00
US Treasury Bills	527,092,046.38	527,047,809.66
US Treasury Notes	299,766,917.65	299,410,302.50
Total	19,658,939,074.44	19,657,267,248.07