

## Check Disbursements for the Month of August 2024

The following pages recap the disbursements made for accounts payable and payroll for the month. The accounts payable disbursements have been made for services and purchases in accordance with applicable state and local policies and procedures. In addition, disbursements were paid to board-authorized personnel expenses. These pages are for your information.

The following is a summary of invoices paid during the month of August 2024

		Issued Checks	Voids	Difference
194	INSURANCE CLAIMS (non-tornado)			
195	INSURANCE CLAIMS (tornado)	\$60,360.00		\$60,360.00
198	Hurricane	\$383,673.40		\$383,673.40
199	LOCAL MAINTENANCE	\$11,355,754.19	\$(557,224.87)	\$10,798,529.32
2XX/3XX/4XX	SPECIAL REVENUE	\$2,333,881.08	\$(50.49)	\$2,333,830.59
240	FOOD SERVICE	\$1,858,687.61	\$(589.77)	\$1,858,097.84
461	ACTIVITY	\$591,455.29	\$(5,322.24)	\$586,133.05
599	DEBT SERVICE	\$333,725.77	\$(33.33)	\$333,692.44
637	BOND SERVICE 2012			
638	BOND SERVICE 2013			
639	BOND SERVICE 2015B VARIABLE			
640	SERIE 2015A FIXED			
641	2017 BOND ELECTION	\$340,081.23		\$340,081.23
642	2022 BOND	\$6,330,126.35		\$6,330,126.35
692	BOND PAY AS YOU GO 2012			
693	BOND PAY AS YOU GO 2014			
694	BOND PAY AS YOU GO 2012			
695	ADM. BUILDING	\$25,730.14		\$25,730.14
696	SOFTBALL COMPLEX			
753	GROUP BENEFIT FUND	\$113,983.14		\$113,983.14
770	WORKERS COMPENSATION			
863	PAYROLL CLEARING & LIABILITY	\$36,684.35		\$36,684.35
865	AGENCY FUND	\$35,077.73		\$35,077.73
	<b>Total</b>	<b>\$23,799,220.28</b>	<b>\$(563,220.70)</b>	<b>\$23,235,999.58</b>

The following is a summary of payroll for the month of August 2024:

<b>Aug-24</b>		
195	TORNADO/DISASTER	-
197	COVID-19	-
198	BERYL	\$206,728.41
199	LOCAL MAINTENANCE	\$47,751,670.29
2XX, 3XX, 4XX	SPECIAL REVENUE	\$6,302,037.60
240	FOOD SERVICE	\$1,381,604.21
461	ACTIVITY	\$16,296.17
491	ENVIRONMENTAL DEFENSE	\$0.00
641	BOND ELECTION 2017	\$7,204.07
770	WORKERS COMPENSATION	\$980.72
	Total	<b>\$55,666,521.47</b>

**PASADENA ISD  
ACCOUNTS PAYABLE SYSTEM  
CASH DISBURSEMENTS 08-01-2024 THRU 8-31-2024**

CHECK DATE	CHECK AMOUNT	CODE	VENDOR NAME
08/28/2024	\$ 2,765.00	ISSUED	360TRAINING INC
08/21/2024	\$ 437.02	ISSUED	4IMPRINT INC
08/28/2024	\$ 352.77	ISSUED	4IMPRINT INC
08/31/2024	\$ 1,134.64	ISSUED	A WISH COME TRUE
08/31/2024	\$ 400.00	ISSUED	AARON MARSHALL
08/31/2024	\$ 2,672.16	ISSUED	ABBOTT NUTRITION
08/14/2024	\$ 44.90	ISSUED	ABDO-SPOTLIGHT-MAGIC WAGON
08/28/2024	\$ 124.50	ISSUED	ABECEDARIAN COMPANY
08/28/2024	\$ 510.00	ISSUED	ACCO BRANDS USA LLC
08/14/2024	\$ 4,562.89	ISSUED	ACE MART RESTAURANT SUPPLY
08/21/2024	\$ 499.41	ISSUED	ACE MART RESTAURANT SUPPLY
08/28/2024	\$ 12,446.59	ISSUED	ACE MART RESTAURANT SUPPLY
08/30/2024	\$ 299.84	ISSUED	ACE MART RESTAURANT SUPPLY
08/14/2024	\$ 1,822.25	ISSUED	ACE T-SHIRTS
08/21/2024	\$ 5,242.75	ISSUED	ACE T-SHIRTS
08/28/2024	\$ 6,220.36	ISSUED	ACE T-SHIRTS
08/30/2024	\$ 2,093.46	ISSUED	ACE T-SHIRTS
08/28/2024	\$ 6,453.05	ISSUED	ACHIEVEMENT PRODUCTS INC
08/28/2024	\$ 656.55	ISSUED	ACHIEVEMENT PRODUCTS INC
08/07/2024	\$ 2,780.00	ISSUED	ACTION BASED LEARNING
08/14/2024	\$ 2,280.01	ISSUED	ADAMS WHOLESALE SUPPLY
08/01/2024	\$ 179.00	ISSUED	ADMINISTRACION PARA EL SUSTENO
08/15/2024	\$ 179.00	ISSUED	ADMINISTRACION PARA EL SUSTENO
08/30/2024	\$ 179.00	ISSUED	ADMINISTRACION PARA EL SUSTENO
08/14/2024	\$ 467.50	ISSUED	ADS CUSTOM SIGNS
08/21/2024	\$ 450.00	ISSUED	ADS CUSTOM SIGNS
08/07/2024	\$ 857.11	ISSUED	ADVANCE AUTO PARTS
08/07/2024	\$ 9,792.00	ISSUED	ADVANCED BLENDING LLC
08/07/2024	\$ 719.10	ISSUED	ADVANTAGE FINANCIAL SERVICES
08/14/2024	\$ 1,004.89	ISSUED	ADVANTAGE FINANCIAL SERVICES
08/30/2024	\$ 719.10	ISSUED	ADVANTAGE FINANCIAL SERVICES
08/21/2024	\$ 1,350.00	ISSUED	ADVANTAGE INTERESTS INC
08/28/2024	\$ 153,835.60	ISSUED	AFFORDABLE FLOORS INC
08/28/2024	\$ 4,417.50	ISSUED	AGPARTS WORLDWIDE INC
08/28/2024	\$ 560.57	ISSUED	ALDO PRADO
08/07/2024	\$ 7.99	ISSUED	ALEXANDER SALTER
08/28/2024	\$ 50.00	ISSUED	ALEXIS FLORES
08/31/2024	\$ 240.00	ISSUED	ALEXIS KAUFMAN
08/21/2024	\$ 25.90	ISSUED	ALICIA PEREZ
08/14/2024	\$ 179.76	ISSUED	ALICIA SMITH
08/21/2024	\$ 46.23	ISSUED	ALIX DEGRAFF
08/21/2024	\$ 975.00	ISSUED	ALLDATA LLC
08/07/2024	\$ 240.00	ISSUED	ALLEN CAMPOS
08/14/2024	\$ 140.50	ISSUED	ALLISON TAMEZ
08/21/2024	\$ 31.24	ISSUED	ALMA QUIROGA
08/14/2024	\$ 500.00	ISSUED	ALVIN ISD
08/14/2024	\$ 94.99	ISSUED	ALYTA HARRELL
08/21/2024	\$ 30.75	ISSUED	AMANDA LEE
08/07/2024	\$ 109.37	ISSUED	AMANY KHALIL
08/02/2024	\$ 5,568.60	ISSUED	AMAZON CAPITAL SERVICES
08/05/2024	\$ 26,529.99	ISSUED	AMAZON CAPITAL SERVICES
08/07/2024	\$ 18,205.23	ISSUED	AMAZON CAPITAL SERVICES
08/09/2024	\$ 56.89	ISSUED	AMAZON CAPITAL SERVICES
08/09/2024	\$ 14,193.34	ISSUED	AMAZON CAPITAL SERVICES
08/12/2024	\$ 25,979.11	ISSUED	AMAZON CAPITAL SERVICES
08/12/2024	\$ 32,556.96	ISSUED	AMAZON CAPITAL SERVICES
08/14/2024	\$ 59,781.37	ISSUED	AMAZON CAPITAL SERVICES
08/14/2024	\$ 1,690.00	ISSUED	AMAZON CAPITAL SERVICES
08/14/2024	\$ 2,706.22	ISSUED	AMAZON CAPITAL SERVICES
08/16/2024	\$ 73,768.20	ISSUED	AMAZON CAPITAL SERVICES
08/19/2024	\$ 17,812.11	ISSUED	AMAZON CAPITAL SERVICES
08/21/2024	\$ 55,707.51	ISSUED	AMAZON CAPITAL SERVICES
08/23/2024	\$ 39,491.72	ISSUED	AMAZON CAPITAL SERVICES
08/26/2024	\$ 48,419.30	ISSUED	AMAZON CAPITAL SERVICES
08/28/2024	\$ 60,416.79	ISSUED	AMAZON CAPITAL SERVICES
08/30/2024	\$ 58,733.92	ISSUED	AMAZON CAPITAL SERVICES

**PASADENA ISD  
ACCOUNTS PAYABLE SYSTEM  
CASH DISBURSEMENTS 08-01-2024 THRU 8-31-2024**

CHECK DATE	CHECK AMOUNT	CODE	VENDOR NAME
08/30/2024	\$ 411.51	ISSUED	AMAZON CAPITAL SERVICES
08/31/2024	\$ 12,076.42	ISSUED	AMAZON CAPITAL SERVICES
08/07/2024	\$ 88.65	ISSUED	AMC MUSIC LLC
08/28/2024	\$ 147.72	ISSUED	AMC MUSIC LLC
08/30/2024	\$ 14.28	ISSUED	AMC MUSIC LLC
08/30/2024	\$ 699.46	ISSUED	AMERICAN MAINTENANCE SUPPLIES
08/21/2024	\$ 495.00	ISSUED	AMERICAN RED CROSS
08/30/2024	\$ 180.00	ISSUED	AMERICAN RED CROSS
08/28/2024	\$ 981.75	ISSUED	AMPLIFY EDUCATION INC
08/14/2024	\$ 925.31	ISSUED	AMSTERDAM PRINTING AND LITHO
08/28/2024	\$ 97.50	ISSUED	AMY CLOWERS
08/14/2024	\$ 414.89	ISSUED	AMY DUGAT
08/30/2024	\$ 179.00	ISSUED	AMY MCCLELLEN
08/07/2024	\$ 4.22	ISSUED	ANA ESCOBEDO
08/07/2024	\$ 541,200.00	ISSUED	ANATOMAGE INC
08/21/2024	\$ 5,590.75	ISSUED	ANCORA PUBLISHING
08/21/2024	\$ 289.55	ISSUED	ANDREA GILGER
08/07/2024	\$ 130.00	ISSUED	ANDREW HUEBNER
08/14/2024	\$ 2,505.08	ISSUED	ANDYMARK INC
08/14/2024	\$ 148.77	ISSUED	ANGELA ESTRADA FLORES
08/14/2024	\$ 105.08	ISSUED	ANGELA GARCIA
08/07/2024	\$ 150.00	ISSUED	ANGELICA SILLER
08/14/2024	\$ 65.00	ISSUED	ANITA FRANCIS
08/14/2024	\$ 165.28	ISSUED	ANITA HENRY
08/21/2024	\$ 62.52	ISSUED	ANIXTER INC
08/28/2024	\$ 215.54	ISSUED	ANIXTER INC
08/07/2024	\$ 57.00	ISSUED	ANITYUSHKA MARTIN
08/21/2024	\$ 5.30	ISSUED	ANNETTE STUBBS
08/07/2024	\$ 914.00	ISSUED	ANTONIO'S PIZZA AND MORE
08/21/2024	\$ 193.00	ISSUED	ANTONIO'S PIZZA AND MORE
08/28/2024	\$ 49,612.50	ISSUED	AODOCS
08/14/2024	\$ 3,851.55	ISSUED	APPLE INC
08/28/2024	\$ 6,866.95	ISSUED	APPLE INC
08/07/2024	\$ 150.00	ISSUED	ARIEL PENIA
08/30/2024	\$ 1,470.00	ISSUED	ARMADILLA LANES
08/30/2024	\$ 1,470.00	ISSUED	ARMADILLA LANES
08/30/2024	\$ (1,470.00)	VOIDED	ARMADILLA LANES
08/28/2024	\$ 995.03	ISSUED	ARMSTRONG MCCALL
08/28/2024	\$ 386.00	ISSUED	ARMSTRONG REPAIR CENTER
08/31/2024	\$ 250.00	ISSUED	ARMSTRONG REPAIR CENTER
08/14/2024	\$ 50.49	ISSUED	ARNOLDO LOZANO DOMINGUEZ
08/14/2024	\$ (50.49)	VOIDED	ARNOLDO LOZANO DOMINGUEZ
08/07/2024	\$ 744.00	ISSUED	ARTHUR J GALLAGHER RISK MGMT SRV
08/07/2024	\$ 50.00	ISSUED	ARTHUR J GALLAGHER RISK MGMT SRV
08/14/2024	\$ 71.00	ISSUED	ARTHUR J GALLAGHER RISK MGMT SRV
08/21/2024	\$ 77,445.00	ISSUED	ARTHUR J GALLAGHER RISK MGMT SRV
08/21/2024	\$ 71.00	ISSUED	ARTHUR J GALLAGHER RISK MGMT SRV
08/21/2024	\$ 121.00	ISSUED	ARTHUR J GALLAGHER RISK MGMT SRV
08/30/2024	\$ 100.00	ISSUED	ARTHUR J GALLAGHER RISK MGMT SRV
08/14/2024	\$ 75.00	ISSUED	ASHLEY MOORE
08/07/2024	\$ 11.53	ISSUED	ASHLEY PAVLOCK
08/30/2024	\$ 16,702.81	ISSUED	AT&T
08/14/2024	\$ 14,550.19	ISSUED	AT&T MOBILITY LLC
08/28/2024	\$ 56,954.00	ISSUED	ATLAS SIGN COMPANY INC
08/07/2024	\$ 444.80	ISSUED	AUREO SOSA PAGAN
08/31/2024	\$ 25.63	ISSUED	AVERY DAVIS
08/07/2024	\$ 35,240.00	ISSUED	AVONDALE HOUSE
08/21/2024	\$ 15,600.00	ISSUED	AVONDALE HOUSE
08/28/2024	\$ 31,887.50	ISSUED	AVONDALE HOUSE
08/14/2024	\$ 390.00	ISSUED	AWARDS BY GULF COAST TROPHIES
08/30/2024	\$ 1,193.15	ISSUED	AWARDS BY GULF COAST TROPHIES
08/14/2024	\$ 1,100.00	ISSUED	AWESOME EVENTS
08/28/2024	\$ 57.67	ISSUED	B&G PASADENA WHOLESALE
08/14/2024	\$ 1,098.44	ISSUED	B&H PHOTO VIDEO
08/21/2024	\$ 2,433.50	ISSUED	B&H PHOTO VIDEO PRO AUDIO
08/28/2024	\$ 12,397.76	ISSUED	B&H PHOTO VIDEO PRO AUDIO

**PASADENA ISD  
ACCOUNTS PAYABLE SYSTEM  
CASH DISBURSEMENTS 08-01-2024 THRU 8-31-2024**

CHECK DATE	CHECK AMOUNT	CODE	VENDOR NAME
08/14/2024	\$ 30.00	ISSUED	BALFOUR/LONE STAR
08/28/2024	\$ 2,222.35	ISSUED	BAND SHOPPE
08/14/2024	\$ 58.50	ISSUED	BARNES & NOBLE COLLEGE
08/07/2024	\$ 107,764.00	ISSUED	BASELINE PAVING & CONSTRUCTION
08/21/2024	\$ 44,700.00	ISSUED	BASELINE PAVING & CONSTRUCTION
08/28/2024	\$ 30,647.00	ISSUED	BASELINE PAVING & CONSTRUCTION
08/07/2024	\$ 79.78	ISSUED	BASS & MEINEKE NO 1 LLC
08/14/2024	\$ 32,467.96	ISSUED	BASS & MEINEKE NO 1 LLC
08/21/2024	\$ 1,799.59	ISSUED	BASS & MEINEKE NO 1 LLC
08/28/2024	\$ 1,855.32	ISSUED	BASS & MEINEKE NO 1 LLC
08/30/2024	\$ 17,013.10	ISSUED	BASS & MEINEKE NO 1 LLC
08/31/2024	\$ 4,248.31	ISSUED	BASS & MEINEKE NO 1 LLC
08/14/2024	\$ 30.00	ISSUED	BAUER VISUAL GRAPHICS
08/21/2024	\$ 385.00	ISSUED	BAUER VISUAL GRAPHICS
08/28/2024	\$ 673.20	ISSUED	BAUER VISUAL GRAPHICS
08/31/2024	\$ 138.25	ISSUED	BAUER VISUAL GRAPHICS
08/21/2024	\$ 299,277.49	ISSUED	BAYSIDE PLUMBING SERVICES
08/28/2024	\$ 299,277.49	ISSUED	BAYSIDE PLUMBING SERVICES
08/31/2024	\$ 14,022.00	ISSUED	BAYSIDE PLUMBING SERVICES
08/28/2024	\$ (299,277.49)	VOIDED	BAYSIDE PLUMBING SERVICES
08/07/2024	\$ 10,609.00	ISSUED	BDH PLANNING & CONSTRUCTION LLC
08/14/2024	\$ 7,317.98	ISSUED	BEAED LP
08/14/2024	\$ 2,097.50	ISSUED	BEARCOM OPERATING LLC
08/28/2024	\$ 23,971.80	ISSUED	BEARCOM OPERATING LLC
08/30/2024	\$ 393.39	ISSUED	BEARCOM OPERATING LLC
08/30/2024	\$ 4,227.94	ISSUED	BEARCOM OPERATING LLC
08/07/2024	\$ 1,226.75	ISSUED	BLICK ART MATERIALS
08/14/2024	\$ 117.91	ISSUED	BLICK ART MATERIALS
08/14/2024	\$ 1,867.56	ISSUED	BLICK ART MATERIALS LLC
08/30/2024	\$ 231.49	ISSUED	BLICK ART MATERIALS LLC
08/21/2024	\$ 816.00	ISSUED	BMP RACKMOUNT SOLUTIONS LLC
08/14/2024	\$ 39.17	ISSUED	BOBBYE MCCAIN
08/28/2024	\$ 304.85	ISSUED	BOUND TO STAY BOUND BOOKS INC
08/30/2024	\$ 950.00	ISSUED	BOX OUT SPORTS
08/07/2024	\$ 300.00	ISSUED	BRANDI KILLOUGH
08/14/2024	\$ 127.88	ISSUED	BRENDA ALVARADO
08/31/2024	\$ 110.00	ISSUED	BRENDA MENDOZA
08/31/2024	\$ (110.00)	VOIDED	BRENDA MENDOZA
08/14/2024	\$ 150.00	ISSUED	BRIAN LEE
08/07/2024	\$ 450.00	ISSUED	BRIAN WILLIAMS
08/14/2024	\$ 1,179.54	ISSUED	BRINK'S INCORPORATED
08/16/2024	\$ 569.03	ISSUED	BRINK'S INCORPORATED
08/16/2024	\$ 610.51	ISSUED	BRINK'S INCORPORATED
08/16/2024	\$ (1,179.54)	VOIDED	BRINK'S INCORPORATED
08/07/2024	\$ 45.00	ISSUED	BROCK WILSON
08/28/2024	\$ 2,328.15	ISSUED	BROOKS DUPLICATOR COMPANY
08/07/2024	\$ 197.54	ISSUED	BROTHERS PRODUCE INC (FOODSERONLY)
08/19/2024	\$ 15,287.72	ISSUED	BROTHERS PRODUCE INC (FOODSERONLY)
08/30/2024	\$ 17,787.36	ISSUED	BROTHERS PRODUCE INC (FOODSERONLY)
08/30/2024	\$ 18,209.47	ISSUED	BROTHERS PRODUCE INC (FOODSERONLY)
08/07/2024	\$ 89,044.95	ISSUED	BROWN & ROOT INDUST SRVCS LLC
08/14/2024	\$ 34,119.00	ISSUED	BROWN & ROOT INDUST SRVCS LLC
08/21/2024	\$ 423,939.40	ISSUED	BROWN & ROOT INDUST SRVCS LLC
08/28/2024	\$ 101,162.05	ISSUED	BROWN & ROOT INDUST SRVCS LLC
08/31/2024	\$ 29,518.00	ISSUED	BROWN & ROOT INDUST SRVCS LLC
08/28/2024	\$ 1,384.00	ISSUED	BRYTE LIGHT LLC
08/07/2024	\$ 18,971.99	ISSUED	BSN SPORTS LLC
08/14/2024	\$ 13,409.22	ISSUED	BSN SPORTS LLC
08/21/2024	\$ 5,532.65	ISSUED	BSN SPORTS LLC
08/28/2024	\$ 8,311.50	ISSUED	BSN SPORTS LLC
08/30/2024	\$ 8,732.63	ISSUED	BSN SPORTS LLC
08/31/2024	\$ 3,131.10	ISSUED	BSN SPORTS LLC
08/07/2024	\$ 689.52	ISSUED	BSN SPORTS LLC/US GAMES
08/07/2024	\$ 484.10	ISSUED	BUILDING CONTROLS & SOLUTIONS
08/14/2024	\$ 1,246.00	ISSUED	BULL MARKET PROMOTIONS LLC
08/30/2024	\$ 326.40	ISSUED	BULL MARKET PROMOTIONS LLC

**PASADENA ISD  
ACCOUNTS PAYABLE SYSTEM  
CASH DISBURSEMENTS 08-01-2024 THRU 8-31-2024**

CHECK DATE	CHECK AMOUNT	CODE	VENDOR NAME
08/21/2024	\$ 992.51	ISSUED	BURNS PUMP SERVICE INC
08/28/2024	\$ 2,013.73	ISSUED	BURNS PUMP SERVICE INC
08/02/2024	\$ 2,930.44	ISSUED	C&C WHOLESALE DISTRIBUTORS
08/14/2024	\$ 2,191.32	ISSUED	C&C WHOLESALE DISTRIBUTORS
08/07/2024	\$ 5,681.68	ISSUED	CAMFIL USA INC
08/30/2024	\$ 488.95	ISSUED	CAMFIL USA INC
08/07/2024	\$ 520.00	ISSUED	CANON FINANCIAL SERVICES INC
08/21/2024	\$ 164.00	ISSUED	CANON FINANCIAL SERVICES INC
08/21/2024	\$ 203,602.57	ISSUED	CANON FINANCIAL SERVICES INC
08/28/2024	\$ 5,052.67	ISSUED	CANON FINANCIAL SERVICES INC
08/14/2024	\$ 214.00	ISSUED	CARA BOGGS
08/28/2024	\$ 130.00	ISSUED	CARLOS GOMEZ
08/07/2024	\$ 20.83	ISSUED	CARMEN GONZALEZ
08/21/2024	\$ 15.90	ISSUED	CAROLYN BRYANT
08/28/2024	\$ 199.92	ISSUED	CAROLYN BRYANT
08/30/2024	\$ 31.60	ISSUED	CAROLYN BRYANT
08/07/2024	\$ 150.00	ISSUED	CAROLYN HERRERA
08/21/2024	\$ 303.40	ISSUED	CARRIER ENTERPRISE LLC-STX
08/28/2024	\$ 60.00	ISSUED	CASSANDRA THOMASON-BEATY
08/07/2024	\$ 204.38	ISSUED	CCC INTELLIGENT SOLUTIONS INC
08/07/2024	\$ 78,129.93	ISSUED	CDW GOVERNMENT LLC
08/14/2024	\$ 6,512.52	ISSUED	CDW GOVERNMENT LLC
08/21/2024	\$ 8,475.45	ISSUED	CDW GOVERNMENT LLC
08/28/2024	\$ 17,018.88	ISSUED	CDW GOVERNMENT LLC
08/30/2024	\$ 9,190.14	ISSUED	CDW GOVERNMENT LLC
08/07/2024	\$ 132,500.00	ISSUED	CENERGISTIC LLC
08/28/2024	\$ 132,500.00	ISSUED	CENERGISTIC LLC
08/30/2024	\$ 10,684.19	ISSUED	CENGAGE LEARNING INC
08/30/2024	\$ 160,000.00	ISSUED	CENTEGIX
08/26/2024	\$ 1,075.00	ISSUED	CENTERPOINT ENERGY
08/28/2024	\$ 28,115.00	ISSUED	CENTERPOINT ENERGY
08/07/2024	\$ 1,227,404.47	ISSUED	CFI MECHANICAL INC
08/14/2024	\$ 3,643.00	ISSUED	CG GRAPHX LLC
08/21/2024	\$ 2,751.00	ISSUED	CG GRAPHX LLC
08/30/2024	\$ 947.00	ISSUED	CG GRAPHX LLC
08/28/2024	\$ 2,000.00	ISSUED	CHAD HEINY
08/28/2024	\$ 55.00	ISSUED	CHAD KEARBAY
08/07/2024	\$ 645.90	ISSUED	CHALKS TRUCK PTS
08/14/2024	\$ 743.76	ISSUED	CHALKS TRUCK PTS
08/21/2024	\$ 2,435.00	ISSUED	CHALKS TRUCK PTS
08/28/2024	\$ 4,028.23	ISSUED	CHALKS TRUCK PTS
08/30/2024	\$ 3,723.39	ISSUED	CHALKS TRUCK PTS
08/07/2024	\$ 2,048.73	ISSUED	CHALLENGE OFFICE PRODUCTS
08/14/2024	\$ 464.25	ISSUED	CHALLENGE OFFICE PRODUCTS
08/21/2024	\$ 12.91	ISSUED	CHALLENGE OFFICE PRODUCTS
08/28/2024	\$ 949.88	ISSUED	CHALLENGE OFFICE PRODUCTS
08/28/2024	\$ 1,245.81	ISSUED	CHALLENGE OFFICE PRODUCTS
08/30/2024	\$ 263.26	ISSUED	CHALLENGE OFFICE PRODUCTS
08/14/2024	\$ 267.10	ISSUED	CHANNEL BEARING & SUPPLY LLC
08/07/2024	\$ 4,115.82	ISSUED	CHARCO PROMOS
08/14/2024	\$ 5,008.12	ISSUED	CHARCO PROMOS
08/21/2024	\$ 6,530.15	ISSUED	CHARCO PROMOS
08/28/2024	\$ 2,418.94	ISSUED	CHARCO PROMOS
08/30/2024	\$ 1,445.85	ISSUED	CHARCO PROMOS
08/30/2024	\$ 9,072.93	ISSUED	CHARCO PROMOS
08/07/2024	\$ 1,504.00	ISSUED	CHARLA G HARKREADER
08/14/2024	\$ 40.00	ISSUED	CHARLES JOHNSON
08/14/2024	\$ 75.00	ISSUED	CHARLES WASHINGTON
08/07/2024	\$ 6.30	ISSUED	CHARLIE SALGADO
08/14/2024	\$ 6.30	ISSUED	CHARLIE SALGADO
08/07/2024	\$ (6.30)	VOIDED	CHARLIE SALGADO
08/14/2024	\$ 715.00	ISSUED	CHARLIE'S PLUMBING INC
08/16/2024	\$ 715.00	ISSUED	CHARLIE'S PLUMBING INC
08/16/2024	\$ (715.00)	VOIDED	CHARLIE'S PLUMBING INC
08/07/2024	\$ 12,539.35	ISSUED	CHEM-AQUA INC
08/30/2024	\$ 12,539.35	ISSUED	CHEM-AQUA INC

**PASADENA ISD  
ACCOUNTS PAYABLE SYSTEM  
CASH DISBURSEMENTS 08-01-2024 THRU 8-31-2024**

CHECK DATE	CHECK AMOUNT	CODE	VENDOR NAME
08/28/2024	\$ 547.60	ISSUED	CHERIE CRAWFORD
08/30/2024	\$ 66.41	ISSUED	CHERYL ADAME
08/28/2024	\$ 110.00	ISSUED	CHES
08/14/2024	\$ 45.87	ISSUED	CHRISTINA GARCIA
08/14/2024	\$ 130.00	ISSUED	CHRISTINA REYNA
08/14/2024	\$ 52.00	ISSUED	CHRISTINA TORRES
08/21/2024	\$ 108.91	ISSUED	CHRISTINA TORRES
08/21/2024	\$ 85.89	ISSUED	CHRISTINE GOLIBART-COPPEDGE
08/07/2024	\$ 245.00	ISSUED	CHRISTOPHER VALDES
08/31/2024	\$ 79.99	ISSUED	CHRISTOPHER VALDES
08/30/2024	\$ 15.48	ISSUED	CHRISTY FOSTER
08/30/2024	\$ 66,250.00	ISSUED	CI SOLUTIONS
08/28/2024	\$ 210.00	ISSUED	CICI'S PIZZA #37
08/07/2024	\$ 196.87	ISSUED	CINDY DAVIS
08/07/2024	\$ 30.63	ISSUED	CINDY GARCIA
08/14/2024	\$ 52.60	ISSUED	CINDY GARCIA
08/07/2024	\$ 648.01	ISSUED	CINTAS CORPORATION #2
08/14/2024	\$ 663.50	ISSUED	CINTAS CORPORATION #2
08/21/2024	\$ 175.20	ISSUED	CINTAS CORPORATION #2
08/28/2024	\$ 1,158.12	ISSUED	CINTAS CORPORATION #2
08/14/2024	\$ 374.60	ISSUED	CINTHYA BONILLA
08/14/2024	\$ 205.85	ISSUED	CITY OF HOUSTON - HHS
08/14/2024	\$ 9,023.52	ISSUED	CITY OF HOUSTON - HHS
08/14/2024	\$ 115.99	ISSUED	CITY OF HOUSTON-SIGN ADMIN
08/14/2024	\$ 5,119.72	ISSUED	CITY OF HOUSTON-WATER DEPT
08/21/2024	\$ 19,271.97	ISSUED	CITY OF HOUSTON-WATER DEPT
08/21/2024	\$ 21,304.50	ISSUED	CITY OF HOUSTON-WATER DEPT
08/21/2024	\$ 2,442.25	ISSUED	CITY OF HOUSTON-WATER DEPT
08/14/2024	\$ 1,137.50	ISSUED	CITY OF PASADENA CONVENTION CTR
08/14/2024	\$ 1,897.43	ISSUED	CITY OF PEARLAND WATER DEPT
08/14/2024	\$ 5,886.85	ISSUED	CITY OF SO HOUSTON WATER DPT
08/07/2024	\$ 35,564.80	ISSUED	CITY PASADENA WATER
08/14/2024	\$ 24,913.54	ISSUED	CITY PASADENA WATER
08/21/2024	\$ 22,201.40	ISSUED	CITY PASADENA WATER
08/28/2024	\$ 25,890.45	ISSUED	CITY PASADENA WATER
08/07/2024	\$ 7,310.34	ISSUED	CITY SUPPLY COMPANY INC
08/21/2024	\$ 933.51	ISSUED	CITY SUPPLY COMPANY INC
08/28/2024	\$ 5,944.10	ISSUED	CITY SUPPLY COMPANY INC
08/30/2024	\$ 143.50	ISSUED	CITY SUPPLY COMPANY INC
08/30/2024	\$ 360.81	ISSUED	CLASS A PRODUCTS LLC
08/28/2024	\$ 22.95	ISSUED	CLAUDIA GUERRA
08/31/2024	\$ 110.00	ISSUED	CLAUDIA PEREZ
08/14/2024	\$ 2,334.05	ISSUED	CLEAR BROOK CITY MUD
08/14/2024	\$ 530.90	ISSUED	CLEAR BROOK CITY MUD
08/16/2024	\$ 810.74	ISSUED	CLEAR LAKE MEDICAL CENTER ENT
08/30/2024	\$ 629.40	ISSUED	COAST TO COAST COMPUTER PRODUCTS
08/30/2024	\$ 4,500.00	ISSUED	COASTAL COMMISSIONING GROUP LLC
08/30/2024	\$ 850.00	ISSUED	COASTAL FUNDRAISING CONCEPTS INC
08/14/2024	\$ 200.00	ISSUED	COBY CARLSON
08/21/2024	\$ 5,412.00	ISSUED	CODY KRAMPEN
08/28/2024	\$ 6,351.09	ISSUED	CODY KRAMPEN
08/14/2024	\$ 90.00	ISSUED	COHEN LANDRY
08/21/2024	\$ 330.16	ISSUED	COLLEGE BOARD
08/07/2024	\$ 97.31	ISSUED	COMCAST
08/21/2024	\$ 107.36	ISSUED	COMCAST
08/21/2024	\$ 86.26	ISSUED	COMCAST
08/21/2024	\$ 76.67	ISSUED	COMCAST
08/14/2024	\$ 7,500.00	ISSUED	COMMAND PRESENCE LLC
08/21/2024	\$ 150.00	ISSUED	CONCORD THEATRICALS CORP
08/07/2024	\$ 27,555.60	ISSUED	COTTON COMMERCIAL USA INC
08/14/2024	\$ 238,904.99	ISSUED	COTTON COMMERCIAL USA INC
08/28/2024	\$ 121.00	ISSUED	COURTNEY BENNER
08/07/2024	\$ 25.00	ISSUED	COURTNEY MORAN
08/21/2024	\$ 16,576.00	ISSUED	CPMR HOUSTON INC
08/14/2024	\$ 400.00	ISSUED	CRISIS PREVENTION INSTITUTE
08/14/2024	\$ 212.10	ISSUED	CRISTINA MIHAUC



**PASADENA ISD  
ACCOUNTS PAYABLE SYSTEM  
CASH DISBURSEMENTS 08-01-2024 THRU 8-31-2024**

CHECK DATE	CHECK AMOUNT	CODE	VENDOR NAME
08/31/2024	\$ 27.37	ISSUED	CRISTOBAL ROQUE
08/28/2024	\$ 152.00	ISSUED	CROWN TROPHY #109
08/21/2024	\$ 379.68	ISSUED	CURRICULUM ASSOCIATES LLC
08/28/2024	\$ 19,333.33	ISSUED	CURRICULUM ASSOCIATES LLC
08/30/2024	\$ 232,000.00	ISSUED	CURRICULUM ASSOCIATES LLC
08/31/2024	\$ 379.68	ISSUED	CURRICULUM ASSOCIATES LLC
08/28/2024	\$ 152,765.00	ISSUED	CYBERSOFT PRIMEROEDGE
08/21/2024	\$ 1,577.44	ISSUED	D ZINE GRAPHICS LLC
08/28/2024	\$ 2,662.95	ISSUED	D ZINE GRAPHICS LLC
08/07/2024	\$ 200.00	ISSUED	DALILA'S DECOR
08/28/2024	\$ 380.00	ISSUED	DALILA'S DECOR
08/14/2024	\$ 200.00	ISSUED	DAMON SONNIER
08/07/2024	\$ 85.08	ISSUED	DANETTE THOMAS
08/21/2024	\$ 39.83	ISSUED	DANIA GARZA
08/14/2024	\$ 70.00	ISSUED	DANIEL FITZMORRIS
08/14/2024	\$ 21.46	ISSUED	DANIEL HOPPIE
08/14/2024	\$ 184.69	ISSUED	DANIELA CRUZ
08/07/2024	\$ 11.12	ISSUED	DARLA MASSEY-JONES
08/14/2024	\$ 13.00	ISSUED	DARLA MASSEY-JONES
08/14/2024	\$ 144.18	ISSUED	DARLA MASSEY-JONES
08/28/2024	\$ 883.53	ISSUED	DATA PROJECTIONS INC
08/28/2024	\$ 11,926.50	ISSUED	DATA RECOGNITION CORPORATION
08/01/2024	\$ 2,619.00	ISSUED	DAVID G. PEAKE
08/15/2024	\$ 1,684.00	ISSUED	DAVID G. PEAKE
08/30/2024	\$ 2,912.00	ISSUED	DAVID G. PEAKE
08/14/2024	\$ 125.00	ISSUED	DAVID GUTIERREZ
08/21/2024	\$ 5,346.00	ISSUED	DAXWELL DISTRIBUTION
08/07/2024	\$ 3,012.50	ISSUED	DEALERS ELECTRICAL SUPPLY
08/14/2024	\$ 544.42	ISSUED	DEALERS ELECTRICAL SUPPLY
08/21/2024	\$ 6,837.68	ISSUED	DEALERS ELECTRICAL SUPPLY
08/14/2024	\$ 50.00	ISSUED	DEBORAH SCANAPICO
08/14/2024	\$ 407.30	ISSUED	DEBORAH WOOD
08/14/2024	\$ 71.90	ISSUED	DEBRA SANCHEZ
08/14/2024	\$ -	ISSUED	DEBRELL CURVEY
08/07/2024	\$ 160,400.00	ISSUED	DECKER & ASSOCIATES INC
08/07/2024	\$ 1,185.22	ISSUED	DECKER EQUIPMENT/SCHOOL FIX
08/30/2024	\$ 300.00	ISSUED	DEEPWATER JR HIGH
08/28/2024	\$ 6,125.94	ISSUED	DELCOM GROUP LP
08/14/2024	\$ 500.90	ISSUED	DELEGARD TOOL CO
08/21/2024	\$ 30,615.00	ISSUED	DELL MARKETING LP
08/30/2024	\$ 36,232.00	ISSUED	DELTAMATH SOLUTIONS INC
08/07/2024	\$ 1,207.92	ISSUED	DEMCO INC
08/07/2024	\$ 289.65	ISSUED	DEMCO INC
08/14/2024	\$ 341.42	ISSUED	DEMCO INC
08/14/2024	\$ 1,664.78	ISSUED	DEMCO INC
08/21/2024	\$ 568.58	ISSUED	DEMCO INC
08/21/2024	\$ 605.96	ISSUED	DEMCO INC
08/28/2024	\$ 445.34	ISSUED	DEMCO INC
08/01/2024	\$ 135.45	ISSUED	DEPT OF CHILDREN & FAMILY SVC
08/15/2024	\$ 135.45	ISSUED	DEPT OF CHILDREN & FAMILY SVC
08/30/2024	\$ 122.32	ISSUED	DEPT OF CHILDREN & FAMILY SVC
08/14/2024	\$ 17.45	ISSUED	DEREK DUCKETT
08/14/2024	\$ 550.00	ISSUED	DF SALES TX LLC
08/28/2024	\$ 8,992.36	ISSUED	DF SALES TX LLC
08/05/2024	\$ 822.02	ISSUED	DFA DAIRY BRANDS FLUID LLC
08/21/2024	\$ 24,910.79	ISSUED	DFA DAIRY BRANDS FLUID LLC
08/30/2024	\$ 44,073.52	ISSUED	DFA DAIRY BRANDS FLUID LLC
08/30/2024	\$ 47,169.89	ISSUED	DFA DAIRY BRANDS FLUID LLC
08/31/2024	\$ 34,685.12	ISSUED	DFA DAIRY BRANDS FLUID LLC
08/31/2024	\$ 35,104.48	ISSUED	DFA DAIRY BRANDS FLUID LLC
08/28/2024	\$ 2,741.00	ISSUED	DIGITAL PERFORMANCE GEAR
08/07/2024	\$ 17,300.00	ISSUED	DIGITAL THEATRE (US) LLC
08/07/2024	\$ 872,195.67	ISSUED	DIRECT ENERGY BUSINESS
08/14/2024	\$ 1,793.75	ISSUED	DISA INC
08/14/2024	\$ 1,821.42	ISSUED	DISCOUNT SCHOOL SUPPLY
08/02/2024	\$ 937.45	ISSUED	JPMORGAN CHASE - FUEL

**PASADENA ISD**  
**ACCOUNTS PAYABLE SYSTEM**  
**CASH DISBURSEMENTS 08-01-2024 THRU 8-31-2024**

CHECK DATE	CHECK AMOUNT	CODE	VENDOR NAME
08/05/2024	\$ 307,504.93	ISSUED	JPMORGAN CHASE - LPC
08/14/2024	\$ 75,020.24	ISSUED	JPMORGAN CHASE - LPC
08/23/2024	\$ 50,092.24	ISSUED	JPMORGAN CHASE - LPC
08/16/2024	\$ 147,072.37	ISSUED	JPMORGAN CHASE - TRAVEL
08/26/2024	\$ 71,046.40	ISSUED	JPMORGAN CHASE - TRAVEL
08/07/2024	\$ 962.47	ISSUED	DONNA BRANCH
08/21/2024	\$ 45.00	ISSUED	DONNA SUMMERS
08/14/2024	\$ 5,444.40	ISSUED	DOW PIPE & FENCE SUPPLY CO
08/30/2024	\$ 367.20	ISSUED	DOW PIPE & FENCE SUPPLY CO
08/31/2024	\$ 350.00	ISSUED	DR KAREN HAYNES LPC-S
08/21/2024	\$ 815,751.70	ISSUED	DRYMALLA CONSTRUCTION CO LLC
08/21/2024	\$ 3,120.96	ISSUED	DYNAMISM INC
08/28/2024	\$ 1,698.50	ISSUED	EAGLE BRUSH & CHEMICAL
08/14/2024	\$ 5,915.00	ISSUED	EAGLE COLLISION REPAIR CENTER INC
08/21/2024	\$ 1,730.57	ISSUED	EAGLE COLLISION REPAIR CENTER INC
08/28/2024	\$ 8,599.99	ISSUED	EAGLE COLLISION REPAIR CENTER INC
08/14/2024	\$ 2,428.24	ISSUED	EDUCATOR'S DEPOT INC
08/21/2024	\$ 18,848.33	ISSUED	EDUCATOR'S DEPOT INC
08/28/2024	\$ 2,226.47	ISSUED	EDUCATOR'S DEPOT INC
08/30/2024	\$ 13,517.02	ISSUED	EDUCATOR'S DEPOT INC
08/14/2024	\$ 1,955.61	ISSUED	ELEVATOR TRANSPORTATION SRVC INC
08/28/2024	\$ 345.16	ISSUED	ELEVATOR TRANSPORTATION SRVC INC
08/14/2024	\$ 250.00	ISSUED	ELISABETH GARCILAZO
08/21/2024	\$ 5.43	ISSUED	ELISABETH GARCILAZO
08/21/2024	\$ 164.00	ISSUED	ELITE STITCHING
08/28/2024	\$ 17.09	ISSUED	ELIZABETH RODRIGUEZ
08/14/2024	\$ 63.77	ISSUED	ELIZABETH SALDIVAR
08/28/2024	\$ -	ISSUED	ELLEN POWELL
08/07/2024	\$ 322.49	ISSUED	EMILY ONTIVEROS
08/21/2024	\$ 81.75	ISSUED	EMILY ONTIVEROS
08/28/2024	\$ 84.79	ISSUED	EMILY RHYMER
08/30/2024	\$ 284.36	ISSUED	EMILY SPEARS
08/28/2024	\$ 95.00	ISSUED	EMMA TSIKIS
08/14/2024	\$ 4,418.50	ISSUED	ENHANCED LASER PRODUCTS
08/14/2024	\$ 1,406.00	ISSUED	ENHANCED LASER PRODUCTS
08/21/2024	\$ 1,962.78	ISSUED	ENHANCED LASER PRODUCTS
08/21/2024	\$ 426.50	ISSUED	ENHANCED LASER PRODUCTS
08/28/2024	\$ 598.00	ISSUED	ENHANCED LASER PRODUCTS
08/28/2024	\$ 742.00	ISSUED	ENHANCED LASER PRODUCTS
08/28/2024	\$ 89.00	ISSUED	ENRIQUE TREVINO
08/21/2024	\$ 1,807.97	ISSUED	ENVIRONMENTS&CO
08/14/2024	\$ 3,207.90	ISSUED	ERIC ARMIN INC
08/21/2024	\$ 127.42	ISSUED	ERIC ARMIN INC
08/28/2024	\$ 27.06	ISSUED	ERICA FERNANDEZ
08/21/2024	\$ 47.94	ISSUED	ERICA LILLY
08/09/2024	\$ 5,791.68	ISSUED	ERNIE'S CAFE & CATERING LLC
08/14/2024	\$ 2,470.12	ISSUED	ERNIE'S CAFE & CATERING LLC
08/28/2024	\$ 1,294.12	ISSUED	ERNIE'S CAFE & CATERING LLC
08/28/2024	\$ 33.51	ISSUED	ESPERANZA BRIONES
08/07/2024	\$ 361.25	ISSUED	EVERETT VALDEZ
08/07/2024	\$ 188.39	ISSUED	EWING IRRIGATION PRODUCTS INC
08/14/2024	\$ 183.00	ISSUED	EWING IRRIGATION PRODUCTS INC
08/21/2024	\$ 1,990.29	ISSUED	EWING IRRIGATION PRODUCTS INC
08/21/2024	\$ 217.17	ISSUED	EWING IRRIGATION PRODUCTS INC
08/07/2024	\$ 1,947.32	ISSUED	EZ FLEX SPORT MATS
08/14/2024	\$ 85.00	ISSUED	FATIMA CASTELLON
08/07/2024	\$ 430.00	ISSUED	FIRE PROTECTION SERVICE INC
08/14/2024	\$ 3,741.00	ISSUED	FIRE PROTECTION SERVICE INC
08/30/2024	\$ 1,293.00	ISSUED	FIRE PROTECTION SERVICE INC
08/28/2024	\$ 84.25	ISSUED	FITNESS FINDERS INC
08/14/2024	\$ 5,301.00	ISSUED	FLEMING INSTRUMENT REPAIR
08/21/2024	\$ 4,201.00	ISSUED	FLEMING INSTRUMENT REPAIR
08/14/2024	\$ 23,735.00	ISSUED	FLINN SCIENTIFIC INC
08/14/2024	\$ 785.00	ISSUED	FLOWERS FOR YOU
08/14/2024	\$ 240.00	ISSUED	FLOWERS FOR YOU
08/07/2024	\$ 4,248.00	ISSUED	FLOYETTE ORIGINALS INC

**PASADENA ISD  
ACCOUNTS PAYABLE SYSTEM  
CASH DISBURSEMENTS 08-01-2024 THRU 8-31-2024**

CHECK DATE	CHECK AMOUNT	CODE	VENDOR NAME
08/14/2024	\$ 3,482.00	ISSUED	FLOYETTE ORIGINALS INC
08/14/2024	\$ 575.00	ISSUED	FORDE-FERRIER LLC
08/07/2024	\$ 116.00	ISSUED	FORT WORTH RUNNING COMPANY
08/07/2024	\$ 29,048.30	ISSUED	FORT WORTH RUNNING COMPANY
08/14/2024	\$ 14,591.75	ISSUED	FORT WORTH RUNNING COMPANY
08/21/2024	\$ 24.00	ISSUED	FORT WORTH RUNNING COMPANY
08/21/2024	\$ 26,793.00	ISSUED	FORT WORTH RUNNING COMPANY
08/28/2024	\$ 18,707.00	ISSUED	FORT WORTH RUNNING COMPANY
08/30/2024	\$ 118.75	ISSUED	FORT WORTH RUNNING COMPANY
08/30/2024	\$ 6,560.50	ISSUED	FORT WORTH RUNNING COMPANY
08/31/2024	\$ 3,045.35	ISSUED	FORT WORTH RUNNING COMPANY
08/21/2024	\$ 412.02	ISSUED	FRANKLIN COVEY CLIENT SALES INC
08/28/2024	\$ 3,187.25	ISSUED	FRED J MILLER INC
08/28/2024	\$ 128.00	ISSUED	FRED W ZELLER
08/28/2024	\$ 4,359.40	ISSUED	FRIESENS CORPORATION
08/07/2024	\$ 134.16	ISSUED	FTG TEXAS
08/14/2024	\$ 126.00	ISSUED	FTG TEXAS
08/28/2024	\$ 6.76	ISSUED	FTG TEXAS
08/30/2024	\$ 12,185.47	ISSUED	FTG TEXAS
08/07/2024	\$ 66,577.82	ISSUED	FULL SPECTRUM LASER LLC
08/07/2024	\$ 391.06	ISSUED	FUN AND FUNCTION
08/14/2024	\$ 737.68	ISSUED	FUN AND FUNCTION
08/30/2024	\$ 338.12	ISSUED	FUN AND FUNCTION
08/14/2024	\$ 255.00	ISSUED	FUNCTION4 (LEASE DIRECT)
08/30/2024	\$ 424.18	ISSUED	FUNCTION4 (LEASE DIRECT)
08/07/2024	\$ 394.00	ISSUED	G&M FLAGS AND FLAGPOLES INC
08/14/2024	\$ 76.00	ISSUED	G&M FLAGS AND FLAGPOLES INC
08/14/2024	\$ 318.00	ISSUED	G&M FLAGS AND FLAGPOLES INC
08/21/2024	\$ 170.00	ISSUED	G&M FLAGS AND FLAGPOLES INC
08/28/2024	\$ 130.00	ISSUED	G&M FLAGS AND FLAGPOLES INC
08/28/2024	\$ 1,024.00	ISSUED	G&M FLAGS AND FLAGPOLES INC
08/30/2024	\$ 126.00	ISSUED	G&M FLAGS AND FLAGPOLES INC
08/07/2024	\$ 67.01	ISSUED	GABRIEL FLORES
08/30/2024	\$ 16,667.00	ISSUED	GALLAGHER BENEFIT SERVICES INC
08/07/2024	\$ 4,561.65	ISSUED	GALLS LLC
08/14/2024	\$ 1,723.63	ISSUED	GALLS LLC
08/21/2024	\$ 1,577.34	ISSUED	GALLS LLC
08/28/2024	\$ 2,478.95	ISSUED	GALLS LLC
08/30/2024	\$ 930.19	ISSUED	GALLS LLC
08/07/2024	\$ 1,385.33	ISSUED	GAME ONE
08/30/2024	\$ 7,567.65	ISSUED	GAME ONE
08/07/2024	\$ 3,749.54	ISSUED	GANDY INK
08/14/2024	\$ 4,810.86	ISSUED	GANDY INK
08/21/2024	\$ 2,179.22	ISSUED	GANDY INK
08/28/2024	\$ 3,911.17	ISSUED	GANDY INK
08/30/2024	\$ 1,315.00	ISSUED	GANDY INK
08/07/2024	\$ 6,153.79	ISSUED	GATEWAY PRINTING &
08/21/2024	\$ 557.88	ISSUED	GATEWAY PRINTING &
08/28/2024	\$ 2,830.38	ISSUED	GATEWAY PRINTING &
08/30/2024	\$ 226.39	ISSUED	GATEWAY PRINTING &
08/31/2024	\$ 404.74	ISSUED	GATEWAY PRINTING &
08/07/2024	\$ 3,171.63	ISSUED	GATEWAY PRINTING & OFFICE SUPPLY
08/07/2024	\$ 3,171.63	ISSUED	GATEWAY PRINTING & OFFICE SUPPLY
08/14/2024	\$ 1,523.86	ISSUED	GATEWAY PRINTING & OFFICE SUPPLY
08/21/2024	\$ 12,600.37	ISSUED	GATEWAY PRINTING & OFFICE SUPPLY
08/28/2024	\$ 11,311.06	ISSUED	GATEWAY PRINTING & OFFICE SUPPLY
08/30/2024	\$ 2,560.35	ISSUED	GATEWAY PRINTING & OFFICE SUPPLY
08/30/2024	\$ 11,116.94	ISSUED	GATEWAY PRINTING & OFFICE SUPPLY
08/31/2024	\$ 433.48	ISSUED	GATEWAY PRINTING & OFFICE SUPPLY
08/07/2024	\$ (3,171.63)	VOIDED	GATEWAY PRINTING & OFFICE SUPPLY
08/30/2024	\$ (11,311.06)	VOIDED	GATEWAY PRINTING & OFFICE SUPPLY
08/07/2024	\$ 1,936.00	ISSUED	GENESIS II INC
08/14/2024	\$ 130.00	ISSUED	GERALD COLE
08/21/2024	\$ 254.44	ISSUED	GFL ENVIRONMENTAL
08/28/2024	\$ 327.26	ISSUED	GFL ENVIRONMENTAL
08/07/2024	\$ -	ISSUED	GILBERT MASTERS

**PASADENA ISD  
ACCOUNTS PAYABLE SYSTEM  
CASH DISBURSEMENTS 08-01-2024 THRU 8-31-2024**

CHECK DATE	CHECK AMOUNT	CODE	VENDOR NAME
08/21/2024	\$ 370.28	ISSUED	GINGER EDIGER
08/28/2024	\$ 7,592.74	ISSUED	GLAZIER FOODS COMPANY
08/30/2024	\$ 6,540.00	ISSUED	GLOBAL VENDING GROUP INC
08/14/2024	\$ 140.00	ISSUED	GLOBO LANGUAGE SOLUTIONS
08/21/2024	\$ 580.00	ISSUED	GLOBO LANGUAGE SOLUTIONS
08/07/2024	\$ 1,025.00	ISSUED	GOLD STONE AUTO GLASS
08/21/2024	\$ 700.00	ISSUED	GOLD STONE AUTO GLASS
08/28/2024	\$ 825.00	ISSUED	GOLD STONE AUTO GLASS
08/30/2024	\$ 275.00	ISSUED	GOLD STONE AUTO GLASS
08/28/2024	\$ 37,500.00	ISSUED	GOOD REASON HOUSTON INC
08/21/2024	\$ 37,461.50	ISSUED	GOOLSBEE TIRE
08/14/2024	\$ 1,979.10	ISSUED	GOPHER
08/21/2024	\$ 680.61	ISSUED	GOPHER
08/28/2024	\$ 456.75	ISSUED	GOPHER
08/30/2024	\$ 297.00	ISSUED	GOPHER
08/07/2024	\$ 134,878.18	ISSUED	GORDON FOOD SERVICE IN
08/07/2024	\$ 235,439.02	ISSUED	GORDON FOOD SERVICE IN
08/21/2024	\$ 49,512.07	ISSUED	GORDON FOOD SERVICE IN
08/28/2024	\$ 128,634.62	ISSUED	GORDON FOOD SERVICE IN
08/28/2024	\$ 156,464.22	ISSUED	GORDON FOOD SERVICE IN
08/31/2024	\$ 254,314.23	ISSUED	GORDON FOOD SERVICE IN
08/31/2024	\$ 173,567.91	ISSUED	GORDON FOOD SERVICE IN
08/14/2024	\$ 26,259.00	ISSUED	GOVCONNECTION INC
08/07/2024	\$ 105,233.92	ISSUED	GPD GROUP
08/31/2024	\$ 77,101.93	ISSUED	GPD GROUP
08/28/2024	\$ 12.97	ISSUED	GRACIELA AGUIRRE
08/07/2024	\$ 2,455.00	ISSUED	GRADUATE SALES & RECOGNITION LLC
08/14/2024	\$ 2,030.00	ISSUED	GRADUATE SALES & RECOGNITION LLC
08/28/2024	\$ 26,388.00	ISSUED	GRADUATE SALES & RECOGNITION LLC
08/21/2024	\$ 13,210.85	ISSUED	GRAINGER
08/28/2024	\$ 2,071.60	ISSUED	GRAINGER
08/30/2024	\$ 859.82	ISSUED	GRAINGER
08/07/2024	\$ 293.98	ISSUED	GRANITE TELECOMMUNICATIONS LLC
08/14/2024	\$ 3,554.80	ISSUED	GRAYBAR ELECTRIC COMPANY INC
08/30/2024	\$ 2,845.00	ISSUED	GREEN LIGHT GROUP TOURS
08/07/2024	\$ 2,576.06	ISSUED	GROGGY DOG
08/14/2024	\$ 905.50	ISSUED	GULF COAST SPECIALTIES
08/07/2024	\$ 434,214.60	ISSUED	GURRY MECHANICAL INC
08/28/2024	\$ 1,097,927.88	ISSUED	GURRY MECHANICAL INC
08/30/2024	\$ 8,550.00	ISSUED	GUSTAFSON MANUFACTURING CO
08/31/2024	\$ 97,316.14	ISSUED	H2U WELLNESS CENTERS
08/21/2024	\$ 599.75	ISSUED	HALO BRANDED SOLUTIONS INC
08/21/2024	\$ 314.46	ISSUED	HAND2MIND INC
08/21/2024	\$ 2,479.00	ISSUED	HAPPY FEET BOOTS
08/28/2024	\$ 116.00	ISSUED	HAPPY NUMBERS INC
08/14/2024	\$ 139.75	ISSUED	HARRIS COUNTY DEPT OF EDUC
08/14/2024	\$ 3,204.68	ISSUED	HARRIS COUNTY DEPT OF EDUC
08/21/2024	\$ 106.75	ISSUED	HARRIS COUNTY DEPT OF EDUC
08/21/2024	\$ 109.00	ISSUED	HARRIS COUNTY DEPT OF EDUC
08/07/2024	\$ 1,567.96	ISSUED	HARRIS COUNTY TOLL ROAD AUTHORITY
08/14/2024	\$ 55.90	ISSUED	HARRIS COUNTY TOLL ROAD AUTHORITY
08/28/2024	\$ 872.63	ISSUED	HARRIS COUNTY TOLL ROAD AUTHORITY
08/07/2024	\$ 3,507.33	ISSUED	HARRIS COUNTY-GENERAL
08/07/2024	\$ 90.00	ISSUED	HARRIS COUNTY-RADIO
08/07/2024	\$ 6,600.00	ISSUED	HARVEY W EMMONS III
08/30/2024	\$ 6,600.00	ISSUED	HARVEY W EMMONS III
08/14/2024	\$ 99.60	ISSUED	HCTRA-VIOLATIONS
08/07/2024	\$ 9,500.00	ISSUED	HELLAS CONSTRUCTION INC
08/30/2024	\$ 369.00	ISSUED	HELMER CLEANERS
08/07/2024	\$ 5,500.00	ISSUED	HERC RENTALS INC
08/21/2024	\$ 2,750.00	ISSUED	HERC RENTALS INC
08/07/2024	\$ 90.50	ISSUED	HERFF JONES LLC
08/21/2024	\$ 106.00	ISSUED	HERFF JONES LLC
08/07/2024	\$ 90.00	ISSUED	HERMAN MAYBERRY
08/14/2024	\$ 900.00	ISSUED	HIGGINS PHOTOGRAPHY
08/07/2024	\$ 24.99	ISSUED	HOLLY LEWALLEN

**PASADENA ISD  
ACCOUNTS PAYABLE SYSTEM  
CASH DISBURSEMENTS 08-01-2024 THRU 8-31-2024**

CHECK DATE	CHECK AMOUNT	CODE	VENDOR NAME
08/14/2024	\$ 478.20	ISSUED	HOLLY LEWALLEN
08/14/2024	\$ 8.66	ISSUED	HOLLY YOES
08/30/2024	\$ 11.02	ISSUED	HOLLY YOES
08/09/2024	\$ 5,019.51	ISSUED	HOME DEPOT CREDIT SERVICE
08/14/2024	\$ 1,063.98	ISSUED	HOME DEPOT CREDIT SERVICE
08/21/2024	\$ 6,041.67	ISSUED	HOME DEPOT CREDIT SERVICE
08/21/2024	\$ 7,207.58	ISSUED	HOME DEPOT CREDIT SERVICE
08/28/2024	\$ 4,410.86	ISSUED	HOME DEPOT CREDIT SERVICE
08/30/2024	\$ 1,770.34	ISSUED	HOME DEPOT CREDIT SERVICE
08/07/2024	\$ 8,492.46	ISSUED	HOPSKIPDRIVE INC
08/21/2024	\$ 864.38	ISSUED	HOUSTON CHRONICLE
08/21/2024	\$ 115.00	ISSUED	HOUSTON CHRONICLE
08/28/2024	\$ 296.00	ISSUED	HOUSTON CHRONICLE
08/31/2024	\$ 266.00	ISSUED	HOUSTON CHRONICLE
08/01/2024	\$ 460.00	ISSUED	HOUSTON CHRONICLE PUB CO DIV
08/15/2024	\$ 450.00	ISSUED	HOUSTON CHRONICLE PUB CO DIV
08/30/2024	\$ 400.00	ISSUED	HOUSTON CHRONICLE PUB CO DIV
08/30/2024	\$ 546.88	ISSUED	HUNTINGTON NATIONAL BANK
08/07/2024	\$ 67,527.72	ISSUED	HUNTON DISTRIBUTION
08/14/2024	\$ 3,038.74	ISSUED	HUNTON DISTRIBUTION
08/14/2024	\$ 1,540.49	ISSUED	HUNTON DISTRIBUTION
08/21/2024	\$ 3,939.81	ISSUED	HUNTON DISTRIBUTION
08/21/2024	\$ 10,240.45	ISSUED	HUNTON DISTRIBUTION
08/30/2024	\$ 34,473.10	ISSUED	HUNTON DISTRIBUTION
08/31/2024	\$ 1,172.90	ISSUED	HUNTON DISTRIBUTION
08/07/2024	\$ 3,260.50	ISSUED	HUNTON SERVICES
08/14/2024	\$ 19,500.00	ISSUED	HUNTON SERVICES
08/21/2024	\$ 19,500.00	ISSUED	HUNTON SERVICES
08/07/2024	\$ 1,500.00	ISSUED	HW MUSIC & VISUAL DESIGN
08/14/2024	\$ 2,351.00	ISSUED	HW MUSIC & VISUAL DESIGN
08/21/2024	\$ 532.50	ISSUED	ICE EXPRESS
08/28/2024	\$ 932.50	ISSUED	ICE EXPRESS
08/30/2024	\$ 527.50	ISSUED	ICE EXPRESS
08/07/2024	\$ 310.94	ISSUED	ICHI-BAN TROPHY & ENGRAVING
08/14/2024	\$ 60.00	ISSUED	ICHI-BAN TROPHY & ENGRAVING
08/21/2024	\$ 48.00	ISSUED	ICHI-BAN TROPHY & ENGRAVING
08/28/2024	\$ 863.18	ISSUED	ICHI-BAN TROPHY & ENGRAVING
08/31/2024	\$ 1,925.90	ISSUED	ICHI-BAN TROPHY & ENGRAVING
08/28/2024	\$ 2,821,674.45	ISSUED	ICI CONSTRUCTION INC
08/21/2024	\$ 4,000.00	ISSUED	IDEAL EDUCATION CONSULTING LLC
08/21/2024	\$ 251.85	ISSUED	IDENTISYS INCORPORATED
08/07/2024	\$ 11,846.75	ISSUED	IG CONSULTANTS
08/07/2024	\$ 258.27	ISSUED	IG CONSULTANTS
08/28/2024	\$ 236.51	ISSUED	IG CONSULTANTS
08/14/2024	\$ 102.41	ISSUED	IMAGENET CONSULTING-CONT & SVCE
08/14/2024	\$ 1,377.43	ISSUED	IMAGENET CONSULTING-CONT & SVCE
08/28/2024	\$ 4,948.84	ISSUED	IMAGENET CONSULTING-CONT & SVCE
08/07/2024	\$ 1,284.89	ISSUED	IMAGENET CONSULTING-LEASE
08/28/2024	\$ 13,500.00	ISSUED	IMAGINATION STATION INC
08/28/2024	\$ 3,137.42	ISSUED	IML SECURITY SUPPLY
08/28/2024	\$ 7,219.18	ISSUED	INCIDENT IQ LLC
08/28/2024	\$ 2,822.36	ISSUED	INDECO SALES INC
08/07/2024	\$ 96,500.01	ISSUED	INFO-TECH RESEARCH GROUP INC
08/21/2024	\$ 2,400.03	ISSUED	INSTRUCTURE INC
08/14/2024	\$ 306.20	ISSUED	IRENE EVERETTE
08/14/2024	\$ 11,305.00	ISSUED	ISPHERE INNOVATION PARTNERS
08/30/2024	\$ 7,480.00	ISSUED	ISPHERE INNOVATION PARTNERS
08/07/2024	\$ 8.00	ISSUED	IVAN GARCIA
08/31/2024	\$ 4,220.00	ISSUED	J&M CABLE CONSTRUCTION
08/14/2024	\$ 57.57	ISSUED	JACLYN SWEET
08/31/2024	\$ 640.00	ISSUED	JACOB SOTO
08/14/2024	\$ 75.00	ISSUED	JACOB WATSON
08/07/2024	\$ 150.00	ISSUED	JACQUELINE GARZA
08/07/2024	\$ 150.00	ISSUED	JACQUELYN DIGULIO
08/28/2024	\$ 90.00	ISSUED	JAIZELL BAY
08/07/2024	\$ 551.80	ISSUED	JAMAL CHEEKS

**PASADENA ISD  
ACCOUNTS PAYABLE SYSTEM  
CASH DISBURSEMENTS 08-01-2024 THRU 8-31-2024**

CHECK DATE	CHECK AMOUNT	CODE	VENDOR NAME
08/28/2024	\$ 271.38	ISSUED	JAMES MEADOR
08/30/2024	\$ 179.91	ISSUED	JAMI CREWS
08/14/2024	\$ 566.90	ISSUED	JANAI BAERGA
08/07/2024	\$ 4.43	ISSUED	JANET NUZZIE
08/07/2024	\$ 12.48	ISSUED	JANET NUZZIE
08/30/2024	\$ 54.32	ISSUED	JANET NUZZIE
08/07/2024	\$ 196.87	ISSUED	JARED GARDNER
08/07/2024	\$ 3,120.60	ISSUED	JASON'S DELI
08/14/2024	\$ 260.27	ISSUED	JASON'S DELI
08/21/2024	\$ 992.76	ISSUED	JASON'S DELI
08/28/2024	\$ 353.72	ISSUED	JASON'S DELI
08/07/2024	\$ 32,289.00	ISSUED	J-A-T SPORTS FLOORING LLC
08/14/2024	\$ 35.57	ISSUED	JAVIER REYES
08/28/2024	\$ 9,717.18	ISSUED	JEAN'S RESTAURANT SUPPLY
08/21/2024	\$ 85.02	ISSUED	JENNA MORRIS
08/21/2024	\$ 32.97	ISSUED	JENNIFER CHAVEZ
08/21/2024	\$ 31.94	ISSUED	JENNIFER CONDADO
08/14/2024	\$ 330.89	ISSUED	JENNIFER DAUES
08/28/2024	\$ 120.71	ISSUED	JENNIFER FOUNTAIN
08/28/2024	\$ 119.34	ISSUED	JENNIFER GUERRERO
08/07/2024	\$ 90.00	ISSUED	JENNIFER KAATZ
08/07/2024	\$ 99.00	ISSUED	JENNIFER KAATZ
08/14/2024	\$ 35.00	ISSUED	JENNIFER KAATZ
08/07/2024	\$ 9.38	ISSUED	JENNIFER RAMIREZ
08/14/2024	\$ 65.00	ISSUED	JEREMY PURVIS
08/14/2024	\$ 291.20	ISSUED	JESSICA ALANIS
08/14/2024	\$ 17.96	ISSUED	JESSICA BANDA
08/28/2024	\$ 90.00	ISSUED	JESSICA MARTINEZ
08/28/2024	\$ 84.00	ISSUED	JESSICA MARTINO
08/14/2024	\$ 195.00	ISSUED	JESUS BALDERAS
08/14/2024	\$ 65.00	ISSUED	JO FINAN-HERNANDEZ
08/14/2024	\$ 158.49	ISSUED	JOAN JORDAN
08/21/2024	\$ 23,300.00	ISSUED	JOANNA B DE LA CRUZ
08/28/2024	\$ 5,500.00	ISSUED	JOANNA B DE LA CRUZ
08/07/2024	\$ 80.00	ISSUED	JOANNA VEGA
08/31/2024	\$ 800.00	ISSUED	JOEL LIVSEY
08/07/2024	\$ 259,158.92	ISSUED	JOERIS GENERAL CONTRACTORS LTD
08/28/2024	\$ 240.00	ISSUED	JOHNNY GRAHAM
08/07/2024	\$ 10,073.00	ISSUED	JOHNSON SUPPLY
08/14/2024	\$ 10,726.69	ISSUED	JOHNSON SUPPLY
08/21/2024	\$ 16,744.09	ISSUED	JOHNSON SUPPLY
08/28/2024	\$ 8,267.00	ISSUED	JOHNSON SUPPLY
08/28/2024	\$ 9,311.82	ISSUED	JOHNSON SUPPLY
08/30/2024	\$ 480.06	ISSUED	JOHNSON SUPPLY
08/28/2024	\$ (8,267.00)	VOIDED	JOHNSON SUPPLY
08/14/2024	\$ 745.00	ISSUED	JOLLY JUMPERS MOONWALKS
08/31/2024	\$ 365.00	ISSUED	JOLLY JUMPERS MOONWALKS
08/14/2024	\$ 130.00	ISSUED	JONATHAN DOWNEY
08/28/2024	\$ 147.34	ISSUED	JOSE HERNANDEZ
08/07/2024	\$ 397.83	ISSUED	JOSHUA RODARTE
08/21/2024	\$ 46.54	ISSUED	JOY LAMB
08/07/2024	\$ 311.20	ISSUED	JULIE REED
08/21/2024	\$ 140.00	ISSUED	JULIO TREJO
08/21/2024	\$ 89.00	ISSUED	JUSTINE RIOS
08/07/2024	\$ 20.18	ISSUED	KALEY CARTER
08/14/2024	\$ 1,498.30	ISSUED	KAMICO INSTRUCTIONAL MEDIA INC
08/28/2024	\$ 592.60	ISSUED	KAPCO
08/14/2024	\$ 189.23	ISSUED	KAPLAN EARLY LEARNING CO
08/21/2024	\$ 29.92	ISSUED	KAREN GREEN
08/21/2024	\$ 110.54	ISSUED	KAREN MCCARLEY
08/31/2024	\$ 176.80	ISSUED	KATHERINE REARICK
08/21/2024	\$ 55.97	ISSUED	KATHY RICHARDSON
08/28/2024	\$ 375.00	ISSUED	KATY VIOLIN SHOP
08/14/2024	\$ 626.13	ISSUED	KEON WORTHAM
08/14/2024	\$ -	ISSUED	KEVIN MCILVEEN
08/30/2024	\$ 7,913.72	ISSUED	KEY INSTALLATIONS LLC

**PASADENA ISD**  
**ACCOUNTS PAYABLE SYSTEM**  
**CASH DISBURSEMENTS 08-01-2024 THRU 8-31-2024**

CHECK DATE	CHECK AMOUNT	CODE	VENDOR NAME
08/07/2024	\$ 417.90	ISSUED	KIMBERLY ARNOLD
08/07/2024	\$ 1,365.25	ISSUED	KING RANCH AG & TURF
08/21/2024	\$ 55.88	ISSUED	KING RANCH AG & TURF
08/28/2024	\$ 4,123.61	ISSUED	KING RANCH AG & TURF
08/30/2024	\$ 625.44	ISSUED	KING RANCH AG & TURF
08/14/2024	\$ 44,699.48	ISSUED	KIRK MONT MUNICIPAL UTILITY DIS
08/21/2024	\$ 234,690.50	ISSUED	KOMMERCIAL KITCHENS
08/28/2024	\$ 14,459.00	ISSUED	KOMMERCIAL KITCHENS
08/31/2024	\$ 1,527.00	ISSUED	KOMMERCIAL KITCHENS
08/14/2024	\$ 935.00	ISSUED	KONA ICE OF HOUSTON LLC
08/28/2024	\$ 500.00	ISSUED	KONA ICE OF HOUSTON LLC
08/30/2024	\$ 600.00	ISSUED	KONA ICE OF HOUSTON LLC
08/31/2024	\$ 57.98	ISSUED	KRISHNA SHAH
08/31/2024	\$ 73.52	ISSUED	KRISTEN GIBSON
08/21/2024	\$ 35.20	ISSUED	KURT BEARD
08/07/2024	\$ 1,786.59	ISSUED	KYRISH TRUCK CENTER OF HOUSTON
08/14/2024	\$ 3,387.27	ISSUED	KYRISH TRUCK CENTER OF HOUSTON
08/16/2024	\$ 3,897.02	ISSUED	KYRISH TRUCK CENTER OF HOUSTON
08/21/2024	\$ 713.14	ISSUED	KYRISH TRUCK CENTER OF HOUSTON
08/28/2024	\$ 10,044.01	ISSUED	KYRISH TRUCK CENTER OF HOUSTON
08/30/2024	\$ 7,889.98	ISSUED	KYRISH TRUCK CENTER OF HOUSTON
08/07/2024	\$ 475.20	ISSUED	LA BRISA ICE CREAM
08/14/2024	\$ 360.00	ISSUED	LA BRISA ICE CREAM
08/14/2024	\$ 360.00	ISSUED	LA BRISA ICE CREAM
08/21/2024	\$ 720.00	ISSUED	LA BRISA ICE CREAM
08/07/2024	\$ 345.74	ISSUED	LAKESHORE LEARNING MATERIALS LLC
08/14/2024	\$ 17,824.02	ISSUED	LAKESHORE LEARNING MATERIALS LLC
08/14/2024	\$ 904.61	ISSUED	LAKESHORE LEARNING MATERIALS LLC
08/21/2024	\$ 358.92	ISSUED	LAKESHORE LEARNING MATERIALS LLC
08/28/2024	\$ 11,085.68	ISSUED	LAKESHORE LEARNING MATERIALS LLC
08/28/2024	\$ 1,870.04	ISSUED	LAKESHORE LEARNING MATERIALS LLC
08/30/2024	\$ 1,327.15	ISSUED	LAKESHORE LEARNING MATERIALS LLC
08/31/2024	\$ 5,794.37	ISSUED	LAKESHORE LEARNING MATERIALS LLC
08/31/2024	\$ 3,414.30	ISSUED	LAKESHORE LEARNING MATERIALS LLC
08/07/2024	\$ 4,005.06	ISSUED	LANS DOWNE MOODY CO LP
08/28/2024	\$ 4,060.50	ISSUED	LANS DOWNE MOODY CO LP
08/30/2024	\$ 5,499.26	ISSUED	LANS DOWNE MOODY CO LP
08/07/2024	\$ 320.00	ISSUED	LARRY GUINN PITTS
08/31/2024	\$ 780.00	ISSUED	LARRY GUINN PITTS
08/28/2024	\$ 5,267.34	ISSUED	LASSETTER LAFOUR EQUIPMENT LP
08/30/2024	\$ 5,467.34	ISSUED	LASSETTER LAFOUR EQUIPMENT LP
08/30/2024	\$ (5,267.34)	VOIDED	LASSETTER LAFOUR EQUIPMENT LP
08/28/2024	\$ 614.49	ISSUED	LAURA DANIELS
08/07/2024	\$ 33.00	ISSUED	LAURIE PRUETT
08/28/2024	\$ 60.00	ISSUED	LAURIE PRUETT
08/28/2024	\$ 39.04	ISSUED	LAURIE PRUETT
08/14/2024	\$ 65.00	ISSUED	LAURIE SCARCELLA
08/14/2024	\$ 550.00	ISSUED	LEAD4WARD LLC
08/21/2024	\$ 4,500.00	ISSUED	LEAD4WARD LLC
08/14/2024	\$ 150.00	ISSUED	LEAH MINTER
08/21/2024	\$ 1,764.00	ISSUED	LEAPIN LEOTARDS
08/28/2024	\$ 2,130.00	ISSUED	LEAPIN LEOTARDS
08/21/2024	\$ 670.92	ISSUED	LIBERTY MUTUAL INSURANCE
08/07/2024	\$ 283.44	ISSUED	LIBERTY OFFICE PRODUCTS
08/14/2024	\$ 1,069.30	ISSUED	LIBERTY OFFICE PRODUCTS
08/21/2024	\$ 143.40	ISSUED	LIBERTY OFFICE PRODUCTS
08/21/2024	\$ 2,680.75	ISSUED	LIBERTY OFFICE PRODUCTS
08/28/2024	\$ 2,877.25	ISSUED	LIBERTY OFFICE PRODUCTS
08/30/2024	\$ 959.63	ISSUED	LIBERTY OFFICE PRODUCTS
08/14/2024	\$ 6,022.82	ISSUED	LIBRARIA
08/21/2024	\$ 2,769.49	ISSUED	LIBRARIA
08/28/2024	\$ 350.76	ISSUED	LIBRARIA
08/07/2024	\$ 3.49	ISSUED	LINCY DUE
08/21/2024	\$ 1,000.00	ISSUED	LINDA M RODRIGUEZ
08/14/2024	\$ 158.40	ISSUED	LINDA TIJE
08/07/2024	\$ 247.23	ISSUED	LINDSEY LESNIEWSKI

**PASADENA ISD  
ACCOUNTS PAYABLE SYSTEM  
CASH DISBURSEMENTS 08-01-2024 THRU 8-31-2024**

CHECK DATE	CHECK AMOUNT	CODE	VENDOR NAME
08/28/2024	\$ 498.78	ISSUED	LISA RUSSELL
08/07/2024	\$ 22.00	ISSUED	LISLE VIOLIN SHOP
08/07/2024	\$ 5,028.80	ISSUED	LISLE VIOLIN SHOP
08/14/2024	\$ 7,557.44	ISSUED	LISLE VIOLIN SHOP
08/21/2024	\$ 2,074.93	ISSUED	LISLE VIOLIN SHOP
08/28/2024	\$ 9,739.79	ISSUED	LISLE VIOLIN SHOP
08/30/2024	\$ 13,852.16	ISSUED	LISLE VIOLIN SHOP
08/31/2024	\$ 492.00	ISSUED	LISLE VIOLIN SHOP
08/07/2024	\$ 196.87	ISSUED	LISSET IBARRA
08/28/2024	\$ 1,846.02	ISSUED	LONGHORN BUS SALES LLC
08/07/2024	\$ 3.08	ISSUED	LORI GRANDE
08/21/2024	\$ 248.40	ISSUED	LOVING GUIDANCE LLC
08/31/2024	\$ 2,499.68	ISSUED	LOVING GUIDANCE LLC
08/14/2024	\$ 6,959.08	ISSUED	LOWE'S HOME CENTERS LLC
08/14/2024	\$ 6,397.22	ISSUED	LOWE'S HOME CENTERS LLC
08/28/2024	\$ 2,270.92	ISSUED	LOWE'S HOME CENTERS LLC
08/30/2024	\$ 2,754.95	ISSUED	LOWE'S HOME CENTERS LLC
08/30/2024	\$ 5,671.45	ISSUED	LOWE'S HOME CENTERS LLC
08/14/2024	\$ (6,959.08)	VOIDED	LOWE'S HOME CENTERS LLC
08/30/2024	\$ 24,000.00	ISSUED	LTY ENGINEERS
08/14/2024	\$ 19.90	ISSUED	LUCIA ALVARADO
08/21/2024	\$ 179.14	ISSUED	LYNDA ANDRUS
08/28/2024	\$ 71.94	ISSUED	M&D SUPPLY INC
08/30/2024	\$ 2,394.00	ISSUED	M&D SUPPLY INC
08/07/2024	\$ 1,194.35	ISSUED	MACKIN EDUCATIONAL RESOURCES
08/21/2024	\$ 30,833.87	ISSUED	MACKIN EDUCATIONAL RESOURCES
08/14/2024	\$ 310.16	ISSUED	MADELINE COLLINS
08/21/2024	\$ 134.52	ISSUED	MADELINE COLLINS
08/30/2024	\$ 546.93	ISSUED	MADELINE COLLINS
08/30/2024	\$ 22.33	ISSUED	MAINTENANCE MISC EXP PETTY CASH
08/21/2024	\$ 87,299.16	ISSUED	MAKEMUSIC INC
08/07/2024	\$ 119.64	ISSUED	MAPP CASTER & SUPPLY INC
08/30/2024	\$ 38.95	ISSUED	MARCY BIEBER
08/14/2024	\$ 278.05	ISSUED	MARIA GARZA
08/14/2024	\$ 564.39	ISSUED	MARIA GUERRERO PARKER
08/14/2024	\$ 85.00	ISSUED	MARISA DELATORRE
08/21/2024	\$ 18.96	ISSUED	MARITZA DAVIS
08/07/2024	\$ 459.29	ISSUED	MARKS PLUMBING PARTS
08/14/2024	\$ 3,408.83	ISSUED	MARKS PLUMBING PARTS
08/21/2024	\$ 1,038.48	ISSUED	MARKS PLUMBING PARTS
08/28/2024	\$ 20.75	ISSUED	MARKS PLUMBING PARTS
08/07/2024	\$ 51.18	ISSUED	MARLA NICKELSON
08/14/2024	\$ 76.85	ISSUED	MARLA NICKELSON
08/21/2024	\$ 58.00	ISSUED	MARLA NICKELSON
08/21/2024	\$ 4,121.00	ISSUED	MARSHA'S ZOO LLC
08/07/2024	\$ 13.26	ISSUED	MARY HARRYMAN
08/07/2024	\$ 553.80	ISSUED	MATHESON TRI-GAS INC
08/14/2024	\$ 143.40	ISSUED	MATHESON TRI-GAS INC
08/21/2024	\$ 21,033.52	ISSUED	MATHESON TRI-GAS INC
08/28/2024	\$ 36.00	ISSUED	MATHESON TRI-GAS INC
08/30/2024	\$ 33.00	ISSUED	MATHESON TRI-GAS INC
08/07/2024	\$ 20.83	ISSUED	MATS HOLMQVIST
08/21/2024	\$ 49.75	ISSUED	MATTHEW LIEBER
08/21/2024	\$ 68.26	ISSUED	MATTHEW MANUEL
08/28/2024	\$ 1,426.40	ISSUED	MATTHEW THOMAS
08/07/2024	\$ 407.84	ISSUED	MBM FINANCIAL HOLDINGS LP
08/28/2024	\$ 310.00	ISSUED	MBM FINANCIAL HOLDINGS LP
08/30/2024	\$ 40.80	ISSUED	MBM FINANCIAL HOLDINGS LP
08/28/2024	\$ 3,155.73	ISSUED	MCCORMICK'S GROUP LLC
08/28/2024	\$ 3,139.00	ISSUED	MCCOY'S BUILDING SUPPLY
08/14/2024	\$ 2,500.00	ISSUED	MCDONALD'S TEXAS INVITATIONAL
08/07/2024	\$ 47,736.00	ISSUED	MCGRAW HILL LLC
08/30/2024	\$ 5,640.00	ISSUED	MCGRAW HILL LLC
08/21/2024	\$ 51,000.00	ISSUED	MCKENNA CONTRACTING INC
08/28/2024	\$ 4,172.00	ISSUED	MCKENNA CONTRACTING INC
08/07/2024	\$ 16,248.15	ISSUED	MCMILLAN HOLDINGS LLC



**PASADENA ISD  
ACCOUNTS PAYABLE SYSTEM  
CASH DISBURSEMENTS 08-01-2024 THRU 8-31-2024**

CHECK DATE	CHECK AMOUNT	CODE	VENDOR NAME
08/30/2024	\$ 156.00	ISSUED	MCMILLAN HOLDINGS LLC
08/21/2024	\$ 94,042.50	ISSUED	MDL ENTERPRISE INC
08/28/2024	\$ 132,164.00	ISSUED	MDL ENTERPRISE INC
08/30/2024	\$ 74,857.83	ISSUED	MDL ENTERPRISE INC
08/07/2024	\$ 265.00	ISSUED	MEDCO SUPPLY CO
08/21/2024	\$ 916.72	ISSUED	MEDCO SUPPLY CO
08/28/2024	\$ 489.60	ISSUED	MEDCO SUPPLY CO
08/07/2024	\$ 7.78	ISSUED	MEGAN LOTT
08/14/2024	\$ 257.51	ISSUED	MELINDA HARRISON
08/07/2024	\$ 9.32	ISSUED	MELISSA GUTIERREZ
08/30/2024	\$ 251.92	ISSUED	MELISSA RIPPY
08/28/2024	\$ 1,844.00	ISSUED	MEMORY BOOK COMPANY
08/28/2024	\$ 4,080.25	ISSUED	METALCRAFT INC
08/21/2024	\$ 650.00	ISSUED	MEYER INSPECTION SERVICES LLC
08/28/2024	\$ 325.00	ISSUED	MEYER INSPECTION SERVICES LLC
08/07/2024	\$ 160.00	ISSUED	MICHAEL TAYLOR
08/07/2024	\$ 223.96	ISSUED	MICHAELS STORES INC & SUBS
08/30/2024	\$ 170.00	ISSUED	MICHELLE HILLE
08/30/2024	\$ (170.00)	VOIDED	MICHELLE HILLE
08/07/2024	\$ 271.20	ISSUED	MICHELLE LEBLEU
08/14/2024	\$ 36.98	ISSUED	MICHELLE LEBLEU
08/14/2024	\$ 61.54	ISSUED	MISSION RESTAURANT SUPPLY
08/21/2024	\$ -	ISSUED	MISSION RESTAURANT SUPPLY
08/07/2024	\$ 6,000.00	ISSUED	MOAKCASEY LLC
08/21/2024	\$ 1,698.42	ISSUED	MOBILE COMMUNICATIONS AMERICA
08/07/2024	\$ 34.14	ISSUED	MOBILE FASTENERS
08/14/2024	\$ 17.25	ISSUED	MOBILE FASTENERS
08/21/2024	\$ 79.16	ISSUED	MOBILE FASTENERS
08/28/2024	\$ 10.97	ISSUED	MOBILE FASTENERS
08/07/2024	\$ 11,535.00	ISSUED	MOBILE MODULAR PORTABLE STORAGE
08/21/2024	\$ 326.00	ISSUED	MOBILE MODULAR PORTABLE STORAGE
08/30/2024	\$ 17,877.14	ISSUED	MOHAWK USA LLC
08/07/2024	\$ 30,649.80	ISSUED	MONUMENT CHEVROLET
08/14/2024	\$ 1,133.14	ISSUED	MONUMENT CHEVROLET
08/28/2024	\$ 361.92	ISSUED	MSC INDUSTRIAL SUPPLY CO
08/07/2024	\$ 2,380.00	ISSUED	MTF EQUIPMENT SALES INC
08/07/2024	\$ 67,314.89	ISSUED	MUSIC AND ARTS
08/14/2024	\$ 3,000.00	ISSUED	MUSIC AND ARTS
08/21/2024	\$ 3,590.10	ISSUED	MUSIC AND ARTS
08/28/2024	\$ 30,429.19	ISSUED	MUSIC AND ARTS
08/30/2024	\$ 15,966.88	ISSUED	MUSIC AND ARTS
08/30/2024	\$ 197.12	ISSUED	MUSIC IN MOTION
08/21/2024	\$ 6.30	ISSUED	MYUNGJU KANG
08/07/2024	\$ 852.50	ISSUED	NAPA AUTO PARTS
08/14/2024	\$ 1,207.22	ISSUED	NAPA AUTO PARTS
08/21/2024	\$ 2,459.37	ISSUED	NAPA AUTO PARTS
08/28/2024	\$ 488.45	ISSUED	NAPA AUTO PARTS
08/30/2024	\$ 2,752.82	ISSUED	NAPA AUTO PARTS
08/30/2024	\$ 3,499.00	ISSUED	NASP INC
08/28/2024	\$ 385.00	ISSUED	NASSP
08/28/2024	\$ 339.97	ISSUED	NATALIE DOMMER
08/07/2024	\$ 13.83	ISSUED	NATHAN ARNOLD
08/30/2024	\$ 114.00	ISSUED	NATIONAL ART & SCHOOL SUPPLIES
08/30/2024	\$ 66.00	ISSUED	NATIONAL FFA ORGANIZATION
08/28/2024	\$ 8,500.00	ISSUED	NATIONAL PRECISIONAIRE LLC
08/21/2024	\$ 7,161.00	ISSUED	NATIONWIDE TRAILERS LLC
08/07/2024	\$ 551.39	ISSUED	NATURA
08/14/2024	\$ 467.75	ISSUED	NCS PEARSON INC
08/28/2024	\$ 204,064.20	ISSUED	NETSYNC NETWORK SOLUTIONS
08/28/2024	\$ (204,064.20)	VOIDED	NETSYNC NETWORK SOLUTIONS
08/21/2024	\$ 95,149.87	ISSUED	NETSYNC NETWORK SOLUTIONS INC TEXAS
08/28/2024	\$ 738,032.05	ISSUED	NETSYNC NETWORK SOLUTIONS INC TEXAS
08/28/2024	\$ 204,064.20	ISSUED	NETSYNC NETWORK SOLUTIONS INC TEXAS
08/07/2024	\$ 6.42	ISSUED	NICHOLE RICHARDSON
08/21/2024	\$ 88.06	ISSUED	NOELLE HOKE
08/21/2024	\$ 378.00	ISSUED	NORE THAN WINS VB

**PASADENA ISD  
ACCOUNTS PAYABLE SYSTEM  
CASH DISBURSEMENTS 08-01-2024 THRU 8-31-2024**

CHECK DATE	CHECK AMOUNT	CODE	VENDOR NAME
08/28/2024	\$ 17,298.00	ISSUED	NORTH SHORE STEEL
08/30/2024	\$ 132.00	ISSUED	NOTHING BUNDT CAKES
08/21/2024	\$ 3,217.50	ISSUED	NOVUS WOOD GROUP LP
08/28/2024	\$ 2,416.50	ISSUED	NOVUS WOOD GROUP LP
08/14/2024	\$ 15,008.20	ISSUED	NRG PARK
08/07/2024	\$ 264.07	ISSUED	ODP BUSINESS SOLUTIONS LLC
08/14/2024	\$ 26.27	ISSUED	ODP BUSINESS SOLUTIONS LLC
08/14/2024	\$ 48,474.72	ISSUED	ODP BUSINESS SOLUTIONS LLC
08/21/2024	\$ 1,769.62	ISSUED	ODP BUSINESS SOLUTIONS LLC
08/28/2024	\$ 11,428.20	ISSUED	ODP BUSINESS SOLUTIONS LLC
08/30/2024	\$ 464.95	ISSUED	ODP BUSINESS SOLUTIONS LLC
08/21/2024	\$ 393.11	ISSUED	OLDCASTLE BUILDINGENVELOPE INC
08/28/2024	\$ 31.10	ISSUED	OLIVIA ROPPOLO
08/14/2024	\$ 396.48	ISSUED	ONE STOP TENTS & EVENTS
08/21/2024	\$ 134.40	ISSUED	ONE STOP TENTS & EVENTS
08/07/2024	\$ 7,049.82	ISSUED	O'REILLY AUTO PARTS
08/14/2024	\$ 511.55	ISSUED	O'REILLY AUTO PARTS
08/21/2024	\$ 3,523.61	ISSUED	O'REILLY AUTO PARTS
08/28/2024	\$ 2,179.18	ISSUED	O'REILLY AUTO PARTS
08/30/2024	\$ 253.15	ISSUED	O'REILLY AUTO PARTS
08/07/2024	\$ 34.99	ISSUED	OTC BRANDS INC
08/07/2024	\$ 174.65	ISSUED	OTC BRANDS INC
08/21/2024	\$ 841.60	ISSUED	OTC BRANDS INC
08/28/2024	\$ 1,247.09	ISSUED	OTC BRANDS INC
08/30/2024	\$ 95.19	ISSUED	OTC BRANDS INC
08/14/2024	\$ 639.99	ISSUED	OTICON INC
08/28/2024	\$ 3,459.67	ISSUED	OVERDRIVE INC
08/07/2024	\$ 1,423.06	ISSUED	OVOL USA
08/14/2024	\$ 1,075.86	ISSUED	OVOL USA
08/21/2024	\$ 3,391.31	ISSUED	OVOL USA
08/28/2024	\$ 1,783.21	ISSUED	OVOL USA
08/21/2024	\$ 45.00	ISSUED	PAMELA MAGNUSON
08/21/2024	\$ 146.17	ISSUED	PANERA BREAD
08/28/2024	\$ 736.54	ISSUED	PANERA BREAD
08/14/2024	\$ 45,333.33	ISSUED	PANORAMA EDUCATION INC
08/14/2024	\$ 3,662.70	ISSUED	PAPPA YOLK'S GRILL
08/28/2024	\$ 1,522.00	ISSUED	PAPPA YOLK'S GRILL
08/07/2024	\$ 344.38	ISSUED	PARTS TOWN LLC
08/14/2024	\$ 104.34	ISSUED	PARTS TOWN LLC
08/21/2024	\$ 560.00	ISSUED	PARTS TOWN LLC
08/07/2024	\$ 500.00	ISSUED	PASADENA CHAMBER OF COMMERCE
08/07/2024	\$ 3,173.00	ISSUED	PASADENA SPORTING GOODS
08/14/2024	\$ 1,349.75	ISSUED	PASADENA SPORTING GOODS
08/21/2024	\$ 61.75	ISSUED	PASADENA SPORTING GOODS
08/21/2024	\$ 2,050.00	ISSUED	PASADENA SPORTING GOODS
08/14/2024	\$ 456.65	ISSUED	PASADENA TRAILER & TRUCK ACC
08/21/2024	\$ 720.02	ISSUED	PATRICIA GOODMAN
08/21/2024	\$ 45.59	ISSUED	PATRICIA REYES
08/07/2024	\$ 145.00	ISSUED	PATRICK LONGSTREET
08/07/2024	\$ 250.00	ISSUED	PAUL MARTIN DRISCOLL
08/28/2024	\$ 17,537.60	ISSUED	PAXTON PATTERSON LLC
08/28/2024	\$ 327,302.50	ISSUED	PBK ARCHITECTS INC
08/28/2024	\$ 34.24	ISSUED	PEAP
08/07/2024	\$ 118.87	ISSUED	PENNIE ERSKINS
08/15/2024	\$ 595.00	ISSUED	PEOPLE'S CHOICE ASSOCIATION
08/14/2024	\$ 89,172.53	ISSUED	PERDUE, BRANDON, FIELDER,
08/07/2024	\$ 143,485.60	ISSUED	PERFECTION LEARNING CORP
08/07/2024	\$ 79.54	ISSUED	PERMA-BOUND BOOKS
08/14/2024	\$ 282.89	ISSUED	PERMA-BOUND BOOKS
08/28/2024	\$ 158,912.72	ISSUED	PETROSYS SOLUTIONS INC
08/14/2024	\$ 154.00	ISSUED	PIECES OF LEARNING INC
08/14/2024	\$ 1,017.00	ISSUED	PIPELINE PIZZA
08/15/2024	\$ 310.00	ISSUED	PISD POLICE OFFICERS ASSOC
08/07/2024	\$ 594.30	ISSUED	PIZZA PROPERTIES INC
08/28/2024	\$ 9,520.00	ISSUED	PLAYLEARN USA INC
08/07/2024	\$ 153.00	ISSUED	PO PANHA CORPORATION

**PASADENA ISD  
ACCOUNTS PAYABLE SYSTEM  
CASH DISBURSEMENTS 08-01-2024 THRU 8-31-2024**

CHECK DATE	CHECK AMOUNT	CODE	VENDOR NAME
08/14/2024	\$ 76.50	ISSUED	PO PANHA CORPORATION
08/21/2024	\$ 134.50	ISSUED	PO PANHA CORPORATION
08/28/2024	\$ 2,538.29	ISSUED	PO PANHA CORPORATION
08/31/2024	\$ 146.98	ISSUED	POLICE DEPT MISC EXP PETTY CASH
08/14/2024	\$ 147.60	ISSUED	POLLOCK PAPER DISTRIBUTORS
08/07/2024	\$ 436.35	ISSUED	POSITIVE PROMOTIONS INC
08/14/2024	\$ 3,140.70	ISSUED	POSITIVE PROMOTIONS INC
08/30/2024	\$ 332.56	ISSUED	POSITIVE PROMOTIONS INC
08/21/2024	\$ 330.00	ISSUED	POTEET WRECKER SERVICE
08/14/2024	\$ 1,079.07	ISSUED	PRECISION BUSINESS MACHINES
08/28/2024	\$ 749.99	ISSUED	PRECISION BUSINESS MACHINES
08/28/2024	\$ 500.00	ISSUED	PRECISION GLASS LLC
08/28/2024	\$ 43,675.30	ISSUED	PREFERRED TECHNOLOGIES LLC
08/30/2024	\$ 13,722.28	ISSUED	PREFERRED TECHNOLOGIES LLC
08/31/2024	\$ 163,726.71	ISSUED	PREFERRED TECHNOLOGIES LLC
08/14/2024	\$ 13,349.49	ISSUED	PRESIDIO NETWORKED SOLUTIONS GRP
08/07/2024	\$ 220.00	ISSUED	PRIMOS ALARM & TINT
08/28/2024	\$ 65.00	ISSUED	PRIMOS ALARM & TINT
08/07/2024	\$ 6,648.41	ISSUED	PRINT CENTRAL
08/14/2024	\$ 1,259.20	ISSUED	PRINT CENTRAL
08/21/2024	\$ 499.60	ISSUED	PRINT CENTRAL
08/31/2024	\$ 1,500.42	ISSUED	PRINT CENTRAL
08/07/2024	\$ 12,530.36	ISSUED	PROCARE THERAPY
08/21/2024	\$ 1,485.00	ISSUED	PROCOMPUTING LLC
08/14/2024	\$ 1,452.00	ISSUED	PRO-ED INC
08/21/2024	\$ 1,452.00	ISSUED	PRO-ED INC
08/07/2024	\$ 129.50	ISSUED	PROJECT LEAD THE WAY INC
08/21/2024	\$ 950.00	ISSUED	PROJECT LEAD THE WAY INC
08/07/2024	\$ 13,584.90	ISSUED	PROMAXIMA MANUFACTURING
08/14/2024	\$ 7,371.36	ISSUED	PROMAXIMA MANUFACTURING
08/14/2024	\$ 475.91	ISSUED	PS LIGHTWAVE LLC
08/30/2024	\$ 475.91	ISSUED	PS LIGHTWAVE LLC
08/21/2024	\$ 1,060.00	ISSUED	PUMPS OF HOUSTON INC
08/28/2024	\$ 385.00	ISSUED	PUMPS OF HOUSTON INC
08/14/2024	\$ 5,994.29	ISSUED	PYRAMID SCHOOL PRODUCTS
08/30/2024	\$ 203.95	ISSUED	PYRAMID SCHOOL PRODUCTS
08/14/2024	\$ 33.95	ISSUED	QEP PROFESSIONAL BOOKS
08/28/2024	\$ 2,841.60	ISSUED	QEP PROFESSIONAL BOOKS
08/14/2024	\$ 111,300.00	ISSUED	QUALTRICS LLC
08/14/2024	\$ 1,489.50	ISSUED	R & K COMMERCIAL AQUATIC SERVICE
08/31/2024	\$ 148.95	ISSUED	R&B INSTRUMENTS INC
08/30/2024	\$ 43.60	ISSUED	RACHEL MELLOTT
08/14/2024	\$ 88.84	ISSUED	RACHEL PIPKIN
08/14/2024	\$ 90.00	ISSUED	RACHEL RODRIGUEZ-FLORES
08/14/2024	\$ 779.23	ISSUED	RAISING CANES-188
08/07/2024	\$ 20.00	ISSUED	RANDY THURSTON
08/07/2024	\$ 185.00	ISSUED	RAPTOR TECHNOLOGIES, LLC
08/14/2024	\$ 2,022.00	ISSUED	RAPTOR TECHNOLOGIES, LLC
08/21/2024	\$ 1,185.00	ISSUED	RAPTOR TECHNOLOGIES, LLC
08/07/2024	\$ 151.90	ISSUED	READYREFRESH
08/14/2024	\$ 20.00	ISSUED	READYREFRESH
08/21/2024	\$ 1,168.37	ISSUED	READYREFRESH
08/07/2024	\$ 1,886.54	ISSUED	REALLY GOOD STUFF LLC
08/07/2024	\$ 581.60	ISSUED	REALLY GOOD STUFF LLC
08/14/2024	\$ 81.44	ISSUED	REALLY GOOD STUFF LLC
08/30/2024	\$ 526.61	ISSUED	REALLY GOOD STUFF LLC
08/28/2024	\$ 150.00	ISSUED	REBECCA CASTILLO
08/14/2024	\$ 48.87	ISSUED	REBEKKA ALLEN
08/30/2024	\$ 669.92	ISSUED	REECE SUPPLY COMPANY
08/07/2024	\$ 1,352.00	ISSUED	REGION IV EDUCATION SRVC CENTER
08/14/2024	\$ 545.00	ISSUED	REGION IV EDUCATION SRVC CENTER
08/21/2024	\$ 16,409.20	ISSUED	REGION IV EDUCATION SRVC CENTER
08/28/2024	\$ 7,620.00	ISSUED	REGION IV EDUCATION SRVC CENTER
08/30/2024	\$ 615.00	ISSUED	REGION IV EDUCATION SRVC CENTER
08/14/2024	\$ 19,484.53	ISSUED	REPUBLIC SERVICES #853
08/14/2024	\$ (19,484.53)	VOIDED	REPUBLIC SERVICES #853

**PASADENA ISD  
ACCOUNTS PAYABLE SYSTEM  
CASH DISBURSEMENTS 08-01-2024 THRU 8-31-2024**

CHECK DATE	CHECK AMOUNT	CODE	VENDOR NAME
08/14/2024	\$ 19,484.53	ISSUED	REPUBLIC SERVICES INC #853
08/28/2024	\$ 14,922.29	ISSUED	REPUBLIC SERVICES INC #853
08/30/2024	\$ 3,224.80	ISSUED	REPUBLIC SERVICES INC #853
08/28/2024	\$ 5,500.00	ISSUED	RESPONSIVE LEARNING LP
08/28/2024	\$ 76.00	ISSUED	RIANNEDESTINY HOWELL
08/14/2024	\$ 135.00	ISSUED	RICHARD HOLT
08/14/2024	\$ 1,184.00	ISSUED	RICKY'S DRY CLEANERS
08/14/2024	\$ 2,121.00	ISSUED	RICKY'S DRY CLEANERS
08/28/2024	\$ 1,232.79	ISSUED	RICKY'S DRY CLEANERS
08/07/2024	\$ 19.15	ISSUED	RICOH USA INC
08/14/2024	\$ 3,935.90	ISSUED	RICOH USA INC
08/21/2024	\$ 0.06	ISSUED	RICOH USA INC
08/07/2024	\$ 7,844.95	ISSUED	RIDDELL ALL AMERICAN SPORTS
08/21/2024	\$ 3,199.42	ISSUED	RIDDELL ALL AMERICAN SPORTS
08/28/2024	\$ 14,504.56	ISSUED	RIDDELL ALL AMERICAN SPORTS
08/30/2024	\$ 32,467.70	ISSUED	RIDDELL ALL AMERICAN SPORTS
08/31/2024	\$ 22,573.20	ISSUED	RIDDELL ALL AMERICAN SPORTS
08/07/2024	\$ 1,681.48	ISSUED	RIDLEY'S VACUUM & JANITORIAL
08/21/2024	\$ 24,883.55	ISSUED	RIDLEY'S VACUUM & JANITORIAL
08/23/2024	\$ 959.28	ISSUED	RIDLEY'S VACUUM & JANITORIAL
08/28/2024	\$ 11,311.43	ISSUED	RIDLEY'S VACUUM & JANITORIAL
08/30/2024	\$ 1,261.15	ISSUED	RIDLEY'S VACUUM & JANITORIAL
08/28/2024	\$ 514.22	ISSUED	RIKITRA CEPHUS
08/07/2024	\$ 7,975.00	ISSUED	RIVERSIDE INSIGHTS
08/14/2024	\$ 145.00	ISSUED	ROBERT CERVANTES
08/21/2024	\$ 6.50	ISSUED	ROBERT SMITH
08/14/2024	\$ 1,317.50	ISSUED	ROCHESTER 100 INC
08/07/2024	\$ 1,813.00	ISSUED	ROESSLER EQUIPMENT CO INC
08/14/2024	\$ 12,086.00	ISSUED	ROESSLER EQUIPMENT CO INC
08/21/2024	\$ 7,548.00	ISSUED	ROESSLER EQUIPMENT CO INC
08/07/2024	\$ 4,384.00	ISSUED	ROGERS ATHLETIC COMPANY
08/07/2024	\$ 593.75	ISSUED	ROGERS MORRIS & GROVER LLP
08/14/2024	\$ 2,018.75	ISSUED	ROGERS MORRIS & GROVER LLP
08/14/2024	\$ 356.25	ISSUED	ROGERS MORRIS & GROVER LLP
08/30/2024	\$ 1,303.75	ISSUED	ROGERS MORRIS & GROVER LLP
08/07/2024	\$ 400.00	ISSUED	ROLAND LATSON
08/21/2024	\$ 5,723.00	ISSUED	ROMEO MUSIC
08/28/2024	\$ 13,542.00	ISSUED	ROMEO MUSIC
08/21/2024	\$ 1,300.00	ISSUED	ROSALI RODRIGUEZ
08/07/2024	\$ 35.00	ISSUED	ROSELYN DENHAM
08/07/2024	\$ 130.00	ISSUED	ROTARY CLUB OF PASADENA
08/07/2024	\$ 145.00	ISSUED	RUDY PAIZ
08/14/2024	\$ 5,490.00	ISSUED	RUN OFF MANAGEMENT GROUP INC
08/28/2024	\$ 1,260.00	ISSUED	RUN OFF MANAGEMENT GROUP INC
08/07/2024	\$ 123.13	ISSUED	RUPERTO JASO
08/14/2024	\$ 403.77	ISSUED	RUPERTO JASO
08/28/2024	\$ 415.94	ISSUED	RUPERTO JASO
08/07/2024	\$ 2,569.58	ISSUED	RUSH BUS CENTER
08/14/2024	\$ 1,639.50	ISSUED	RUSH BUS CENTER
08/21/2024	\$ 13,718.03	ISSUED	RUSH BUS CENTER
08/28/2024	\$ 3,522.14	ISSUED	RUSH BUS CENTER
08/30/2024	\$ 2,226.30	ISSUED	RUSH BUS CENTER
08/28/2024	\$ 165.67	ISSUED	RUTH TENORIO
08/14/2024	\$ 12.27	ISSUED	RYAN FOUNTAIN
08/28/2024	\$ 86.32	ISSUED	RYAN MAH
08/28/2024	\$ 34.16	ISSUED	RYAN NYGAARD
08/14/2024	\$ 732.89	ISSUED	RYDIN
08/14/2024	\$ 174.76	ISSUED	SAFETY-KLEEN SYSTEMS INC
08/28/2024	\$ 35.90	ISSUED	SAGE PUBLICATIONS INC
08/21/2024	\$ 450.00	ISSUED	SAM HOUSTON STATE UNIVERSITY
08/28/2024	\$ 25.00	ISSUED	SAMANTHA LAREDO
08/21/2024	\$ 65.70	ISSUED	SAMARIA SALINAS
08/28/2024	\$ 4,600.00	ISSUED	SAM'S LIMOUSINE AND TRANSPORT
08/28/2024	\$ 14.00	ISSUED	SAMUEL ROBERSON
08/21/2024	\$ 1,000.00	ISSUED	SAN JACINTO COLLEGE
08/14/2024	\$ 9,646.25	ISSUED	SAN JACINTO COLLEGE DISTRICT

**PASADENA ISD  
ACCOUNTS PAYABLE SYSTEM  
CASH DISBURSEMENTS 08-01-2024 THRU 8-31-2024**

CHECK DATE	CHECK AMOUNT	CODE	VENDOR NAME
08/28/2024	\$ 451.55	ISSUED	SAN JACINTO COLLEGE DISTRICT
08/21/2024	\$ 2,000.00	ISSUED	SAN JACINTO COLLEGE SOUTH CAMPUS
08/21/2024	\$ 1,000.00	ISSUED	SAN JACINTO COLLEGE SOUTH CAMPUS
08/28/2024	\$ 1,000.00	ISSUED	SAN JACINTO COLLEGE SOUTH CAMPUS
08/07/2024	\$ 2,000.00	ISSUED	SAN JACINTO COLLEGE-CENTRAL CAMP
08/07/2024	\$ 1,630.00	ISSUED	SAN LUIS RESORT
08/14/2024	\$ 1,332.35	ISSUED	SAN LUIS RESORT
08/21/2024	\$ 18,000.00	ISSUED	SAND GRAVEL & MULCH LLC
08/28/2024	\$ 51.25	ISSUED	SANDRA ROBLES
08/14/2024	\$ 110.00	ISSUED	SARA COOPER
08/14/2024	\$ 65.00	ISSUED	SARA WILLIAMS
08/07/2024	\$ 195.58	ISSUED	SARAH BURKE
08/14/2024	\$ 78.98	ISSUED	SARAH BURKE
08/21/2024	\$ 87.18	ISSUED	SARAH BURKE
08/14/2024	\$ 686.60	ISSUED	SAVANNAH CAFE & BAKERY
08/14/2024	\$ 1,642.28	ISSUED	SAVVAS LEARNING COMPANY LLC
08/14/2024	\$ 65.00	ISSUED	SAYDA ESTRADA
08/30/2024	\$ 1,063.00	ISSUED	SCAD
08/07/2024	\$ 4,462.24	ISSUED	SCHOLASTIC BOOK FAIRS
08/30/2024	\$ 4,869.28	ISSUED	SCHOLASTIC BOOK FAIRS
08/07/2024	\$ 2,182.95	ISSUED	SCHOLASTIC INC
08/28/2024	\$ 191.84	ISSUED	SCHOLASTIC INC
08/21/2024	\$ 2,788.85	ISSUED	SCHOLASTIC INC MAGAZINES
08/14/2024	\$ 630.00	ISSUED	SCHOOL MATE
08/28/2024	\$ 897.00	ISSUED	SCHOOL MATE
08/30/2024	\$ 495.90	ISSUED	SCHOOL MATE
08/14/2024	\$ 312.38	ISSUED	SCHOOL NURSE SUPPLY
08/28/2024	\$ 309.80	ISSUED	SCHOOL NURSE SUPPLY
08/30/2024	\$ 72.93	ISSUED	SCHOOL NURSE SUPPLY
08/21/2024	\$ 154.00	ISSUED	SCHOOL NURSE SUPPLY INC
08/28/2024	\$ 161.80	ISSUED	SCHOOL NURSE SUPPLY INC
08/14/2024	\$ 3,621.40	ISSUED	SCHOOL OUTFITTERS LLC
08/21/2024	\$ 4,993.88	ISSUED	SCHOOL OUTFITTERS LLC
08/30/2024	\$ 2,710.66	ISSUED	SCHOOL OUTFITTERS LLC
08/31/2024	\$ 4,307.64	ISSUED	SCHOOL OUTFITTERS LLC
08/07/2024	\$ 324.42	ISSUED	SCHOOL SPECIALTY LLC
08/14/2024	\$ 1,427.83	ISSUED	SCHOOL SPECIALTY LLC
08/14/2024	\$ 15.66	ISSUED	SCHOOL SPECIALTY LLC
08/21/2024	\$ 183.36	ISSUED	SCHOOL SPECIALTY LLC
08/28/2024	\$ 574.31	ISSUED	SCHOOL SPECIALTY LLC
08/31/2024	\$ 1,920.01	ISSUED	SCHOOL SPECIALTY LLC
08/21/2024	\$ 935.00	ISSUED	SCHOOLHOUSE DRIVELINE
08/28/2024	\$ 571.97	ISSUED	SCHOOLIFE A DIVISION
08/07/2024	\$ 2,696.04	ISSUED	SCOTT EQUIPMENT LLC
08/07/2024	\$ 329.31	ISSUED	SCRIBBLES SOFTWARE
08/21/2024	\$ 261.47	ISSUED	SCRIBBLES SOFTWARE
08/28/2024	\$ 1,881.85	ISSUED	SEBCO BOOKS
08/28/2024	\$ 7,306.30	ISSUED	SECURLY INC
08/14/2024	\$ 72.50	ISSUED	SELENA CONTRERAS
08/30/2024	\$ 167.80	ISSUED	SELENA CONTRERAS
08/14/2024	\$ 195.00	ISSUED	SERGIO GONZALEZ
08/28/2024	\$ 948.19	ISSUED	SERVICEMASTER TRS
08/28/2024	\$ 25,850.00	ISSUED	SHADES OF TEXAS
08/28/2024	\$ 583.87	ISSUED	SHAKIRAH THOMAS
08/28/2024	\$ 400.00	ISSUED	SHANE GOFORTH
08/14/2024	\$ 557.60	ISSUED	SHARON WILLIAMS
08/14/2024	\$ 50.56	ISSUED	SHAWN MACHIE
08/30/2024	\$ 167.00	ISSUED	SHELLY JAYNES
08/07/2024	\$ 400.95	ISSUED	SHERWIN-WILLIAMS (SPENCER)
08/14/2024	\$ 1,168.32	ISSUED	SHERWIN-WILLIAMS (SPENCER)
08/21/2024	\$ 7,209.60	ISSUED	SHERWIN-WILLIAMS (SPENCER)
08/21/2024	\$ 673.32	ISSUED	SHERWIN-WILLIAMS (SPENCER)
08/28/2024	\$ 250.33	ISSUED	SHERWIN-WILLIAMS (SPENCER)
08/28/2024	\$ 336.07	ISSUED	SHERWIN-WILLIAMS (SPENCER)
08/28/2024	\$ 336.07	ISSUED	SHERWIN-WILLIAMS-DO NOT SEND TO VENDOR
08/28/2024	\$ (336.07)	VOIDED	SHERWIN-WILLIAMS-DO NOT SEND TO VENDOR

**PASADENA ISD  
ACCOUNTS PAYABLE SYSTEM  
CASH DISBURSEMENTS 08-01-2024 THRU 8-31-2024**

CHECK DATE	CHECK AMOUNT	CODE	VENDOR NAME
08/07/2024	\$ 581.85	ISSUED	SHI GOVERNMENT SOLUTIONS INC
08/07/2024	\$ 26,706.40	ISSUED	SHILOH TREATMENT CENTER
08/14/2024	\$ 4,169.52	ISSUED	SHILOH TREATMENT CENTER
08/16/2024	\$ 14,242.01	ISSUED	SHILOH TREATMENT CENTER
08/07/2024	\$ 1,481.00	ISSUED	SIDDONS MARTIN EMERGENCY GROUP
08/30/2024	\$ 11,220.00	ISSUED	SIDELINE POWER
08/07/2024	\$ 750.00	ISSUED	SIGN CHAMP INC
08/21/2024	\$ 4,405.00	ISSUED	SIGN CHAMP INC
08/28/2024	\$ 3,900.00	ISSUED	SIMIONE PSYCHOLOGICAL SVCS PLLC
08/14/2024	\$ 2,400.00	ISSUED	SITEK OMNI SERVICES LLC
08/07/2024	\$ 11,237.00	ISSUED	SKG CONSULTING LLC
08/28/2024	\$ 250.00	ISSUED	SL BASEBALL LLC
08/14/2024	\$ 9,659.86	ISSUED	SMARTSENSE BY DIGI
08/28/2024	\$ 645.15	ISSUED	SMARTSENSE BY DIGI
08/31/2024	\$ 925.88	ISSUED	SOCIAL THINKING
08/21/2024	\$ 91.40	ISSUED	SOLUTION TREE INC
08/14/2024	\$ 76.09	ISSUED	SOLUTIONS PEST & LAWN
08/07/2024	\$ 968.53	ISSUED	SOLUTIONS STORES
08/14/2024	\$ 300.00	ISSUED	SOUTH BELT CHURCH
08/21/2024	\$ 850.00	ISSUED	SOUTH BELT LEADER
08/02/2024	\$ 268.00	ISSUED	SOUTH HOUSTON GOLF CARTS
08/21/2024	\$ 1,428.00	ISSUED	SOUTH HOUSTON GOLF CARTS
08/28/2024	\$ 1,028.17	ISSUED	SOUTH HOUSTON GOLF CARTS
08/30/2024	\$ 321.00	ISSUED	SOUTHEASTERN PERFORM APPAREL
08/14/2024	\$ 1,999.79	ISSUED	SOUTHERN FLORAL COMPANY
08/21/2024	\$ 999.97	ISSUED	SOUTHERN FLORAL COMPANY
08/07/2024	\$ 400.00	ISSUED	SOUTHERN ICE CREAM
08/31/2024	\$ 11,337.67	ISSUED	SOUTHERN ICE CREAM
08/28/2024	\$ 6,315.98	ISSUED	SOUTHERN TIRE MART LLC
08/30/2024	\$ 810.00	ISSUED	SOUTHERN TIRE MART LLC
08/30/2024	\$ 1,819.48	ISSUED	SOUTHWEST BUILDING SYSTEMS
08/28/2024	\$ 502.20	ISSUED	SPALDING NICHOLS LAMP LANGLOIS
08/07/2024	\$ 112.91	ISSUED	SPARKLETTS AND SIERRA SPRINGS
08/28/2024	\$ 282.54	ISSUED	SPARKLETTS AND SIERRA SPRINGS
08/07/2024	\$ 60,360.00	ISSUED	SPECIALTY SPLY & INSTALLATION
08/30/2024	\$ 7,500.00	ISSUED	SPECIALTY SPLY & INSTALLATION
08/28/2024	\$ 1,048.00	ISSUED	SPM DOCUMENT SOLUTIONS
08/14/2024	\$ 23.97	ISSUED	SPOK INC
08/14/2024	\$ 1,347.43	ISSUED	SPORTDECALS INC
08/30/2024	\$ 1,953.70	ISSUED	SPORTDECALS INC
08/14/2024	\$ 8.00	ISSUED	SSR JACKETS
08/21/2024	\$ 26.11	ISSUED	STACEY BARBER
08/31/2024	\$ 110.00	ISSUED	STACEY GOMEZ
08/07/2024	\$ 13.40	ISSUED	STACY RABAGO
08/07/2024	\$ 11,990.00	ISSUED	STADIUM CREATIONS LLC
08/30/2024	\$ 3,170.00	ISSUED	STANBURY UNIFORMS LLC
08/30/2024	\$ 13,948.00	ISSUED	STAR SERVICE INC
08/07/2024	\$ 238.62	ISSUED	STEEL SUPPLY INC
08/21/2024	\$ 214.77	ISSUED	STEEL SUPPLY INC
08/28/2024	\$ 129.05	ISSUED	STEEL SUPPLY INC
08/07/2024	\$ 70.90	ISSUED	STEFANIE MASLOWSKI
08/14/2024	\$ 57.06	ISSUED	STEFANIE MASLOWSKI
08/28/2024	\$ 29.65	ISSUED	STEFANIE MASLOWSKI
08/30/2024	\$ 87.17	ISSUED	STEFANIE MASLOWSKI
08/14/2024	\$ 462.84	ISSUED	STEPHANIE PETERSON
08/28/2024	\$ 120.71	ISSUED	STEPHANIE SPITZER
08/28/2024	\$ 625.00	ISSUED	STEPHEN MARTINO
08/30/2024	\$ 2,772.98	ISSUED	STEPS TO LITERACY
08/07/2024	\$ 267.00	ISSUED	STEVE WEISS MUSIC INC
08/14/2024	\$ 9,087.70	ISSUED	STEVE WEISS MUSIC INC
08/28/2024	\$ 15,129.70	ISSUED	STEVE WEISS MUSIC INC
08/07/2024	\$ 145.00	ISSUED	STEVEN JACKSON
08/28/2024	\$ 300.00	ISSUED	STEVEN RAY BRETZKE
08/07/2024	\$ 569.00	ISSUED	STEVE'S WINDOW FASHIONS
08/14/2024	\$ 1,890.00	ISSUED	STEVE'S WINDOW FASHIONS
08/28/2024	\$ 1,015.00	ISSUED	STEVE'S WINDOW FASHIONS

**PASADENA ISD  
ACCOUNTS PAYABLE SYSTEM  
CASH DISBURSEMENTS 08-01-2024 THRU 8-31-2024**

CHECK DATE	CHECK AMOUNT	CODE	VENDOR NAME
08/07/2024	\$ 3,824.36	ISSUED	STRAWBRIDGE STUDIOS INC
08/30/2024	\$ 45.00	ISSUED	STRIKING RESULTS PRO SHOPS
08/07/2024	\$ 133,366.35	ISSUED	STUDIES WEEKLY INC
08/30/2024	\$ 7,605.00	ISSUED	STUDIES WEEKLY INC
08/07/2024	\$ 825.05	ISSUED	SULLIVAN SUPPLY INC
08/07/2024	\$ 12,414.17	ISSUED	SUN COAST RESOURCES LLC
08/14/2024	\$ 27,094.44	ISSUED	SUN COAST RESOURCES LLC
08/21/2024	\$ 12,828.82	ISSUED	SUN COAST RESOURCES LLC
08/28/2024	\$ 68,794.36	ISSUED	SUN COAST RESOURCES LLC
08/30/2024	\$ 29,447.22	ISSUED	SUN COAST RESOURCES LLC
08/21/2024	\$ 1,211.54	ISSUED	SUNBELT RENTALS INC
08/07/2024	\$ 1,079.04	ISSUED	SW SCHOOL SUPPLY
08/14/2024	\$ 5,927.10	ISSUED	SW SCHOOL SUPPLY
08/28/2024	\$ 380.94	ISSUED	SW SCHOOL SUPPLY
08/14/2024	\$ 592.00	ISSUED	SWANK MOVIE LICENSING USA
08/21/2024	\$ 609.00	ISSUED	SWANK MOVIE LICENSING USA
08/30/2024	\$ 10,159.83	ISSUED	SWEETWATER SOUND LLC
08/07/2024	\$ 3,876.00	ISSUED	SYNOVIA SOLUTIONS LLC
08/14/2024	\$ 16,241.00	ISSUED	SYNOVIA SOLUTIONS LLC
08/28/2024	\$ 93,310.00	ISSUED	SYNOVIA SOLUTIONS LLC
08/14/2024	\$ 1,319.54	ISSUED	TACO CABANA
08/21/2024	\$ 1,254.83	ISSUED	TACO CABANA
08/28/2024	\$ 632.24	ISSUED	TAM DUONG
08/12/2024	\$ 40,000.00	ISSUED	TAME
08/21/2024	\$ 40,000.00	ISSUED	TAME
08/31/2024	\$ 358.83	ISSUED	TAMMIE HINTON
08/21/2024	\$ 1,000.00	ISSUED	TAMU-SCHOLARSHIP & FINAN AID
08/14/2024	\$ 119.79	ISSUED	TANYA HAGAR
08/14/2024	\$ 600.00	ISSUED	TASB
08/14/2024	\$ 545.34	ISSUED	TAYLOR WHOLESALE FLORIST
08/15/2024	\$ 1,103.04	ISSUED	TCTA
08/07/2024	\$ 7.56	ISSUED	TEACHER SYNERGY LLC
08/07/2024	\$ 513.41	ISSUED	TEACHERS DISCOVERY
08/28/2024	\$ 414.81	ISSUED	TEACHERS DISCOVERY
08/14/2024	\$ 14,063.00	ISSUED	TEACHTOWN
08/30/2024	\$ 26.28	ISSUED	TECHNICAL SERVICES MISC EXP PETTY CASH
08/21/2024	\$ 29,329.54	ISSUED	TEJAS MATERIALS
08/21/2024	\$ 126.73	ISSUED	TENISHA FONTENETT
08/14/2024	\$ 1,111.00	ISSUED	TEPSA
08/07/2024	\$ 11,937.50	ISSUED	TERRACON CONSULTANTS INC
08/14/2024	\$ 8,872.50	ISSUED	TERRACON CONSULTANTS INC
08/28/2024	\$ 7,600.00	ISSUED	TERRACON CONSULTANTS INC
08/31/2024	\$ 4,390.75	ISSUED	TERRACON CONSULTANTS INC
08/15/2024	\$ 2,028.76	ISSUED	TEXAS AFT AMP
08/30/2024	\$ 3,920.00	ISSUED	TEXAS AIRSYSTEMS LLC
08/14/2024	\$ 826.28	ISSUED	TEXAS ALTERNATOR STARTER SVC
08/21/2024	\$ 1,598.50	ISSUED	TEXAS ALTERNATOR STARTER SVC
08/28/2024	\$ 295.00	ISSUED	TEXAS ALTERNATOR STARTER SVC
08/30/2024	\$ 2,894.28	ISSUED	TEXAS ALTERNATOR STARTER SVC
08/07/2024	\$ 910.80	ISSUED	TEXAS ARCADIS INC
08/07/2024	\$ 86,348.85	ISSUED	TEXAS ARCADIS INC
08/14/2024	\$ 6,490.00	ISSUED	TEXAS ARCADIS INC
08/21/2024	\$ 10,308.06	ISSUED	TEXAS ARCADIS INC
08/28/2024	\$ 10,400.00	ISSUED	TEXAS ARCADIS INC
08/31/2024	\$ 42,367.50	ISSUED	TEXAS ARCADIS INC
08/07/2024	\$ 80.00	ISSUED	TEXAS ASSN OF FUTURE EDUCATORS
08/28/2024	\$ 80.00	ISSUED	TEXAS ASSN OF FUTURE EDUCATORS
08/07/2024	\$ 0.05	ISSUED	TEXAS DEPT OF INFO RESOURCES
08/28/2024	\$ 0.11	ISSUED	TEXAS DEPT OF INFO RESOURCES
08/07/2024	\$ 161.00	ISSUED	TEXAS DEPT OF PUBLIC SAFETY
08/21/2024	\$ 169.00	ISSUED	TEXAS DEPT OF PUBLIC SAFETY
08/14/2024	\$ 57.00	ISSUED	TEXAS DEPT OF STATE HEALTH SVC
08/07/2024	\$ 20,526.76	ISSUED	TEXAS GENERAL LAND OFFICE
08/21/2024	\$ 303.05	ISSUED	TEXAS MATERIALS GROUP INC
08/28/2024	\$ 1,219.00	ISSUED	TEXAS MOTION SPORTS
08/30/2024	\$ 7,500.00	ISSUED	TEXAS PROFESS ENGINEERING GRP LLC

**PASADENA ISD  
ACCOUNTS PAYABLE SYSTEM  
CASH DISBURSEMENTS 08-01-2024 THRU 8-31-2024**

CHECK DATE	CHECK AMOUNT	CODE	VENDOR NAME
08/21/2024	\$ 450.00	ISSUED	TEXAS THESPIANS
08/21/2024	\$ 450.00	ISSUED	TEXAS WOMAN'S UNIVERSITY
08/28/2024	\$ 785.35	ISSUED	THE CHILD'S WORLD INC
08/14/2024	\$ 124.50	ISSUED	THE DOCUMENT GROUP INC
08/21/2024	\$ 695.53	ISSUED	THE GALLERY COLLECTION
08/28/2024	\$ 14,775.00	ISSUED	THE LINCOLN ELECTRIC COMPANY
08/14/2024	\$ 73.90	ISSUED	THE MASTER TEACHER INC
08/07/2024	\$ 4,750.00	ISSUED	THE MONARCH SCHOOL INC
08/07/2024	\$ 13,365.60	ISSUED	THE MONARCH SCHOOL INC
08/14/2024	\$ 72,000.00	ISSUED	THE NROC PROJECT
08/30/2024	\$ 4,200.00	ISSUED	THE SCHOOL CFO CONSULTING GRP
08/14/2024	\$ 495.00	ISSUED	THE SHARD YARD LLC
08/28/2024	\$ 4,350.00	ISSUED	THERAPY CONSULTANTS
08/07/2024	\$ 1,269.40	ISSUED	THOMAS BUS GULF COAST
08/07/2024	\$ 1,269.40	ISSUED	THOMAS BUS GULF COAST
08/14/2024	\$ 180,750.00	ISSUED	THOMAS BUS GULF COAST
08/21/2024	\$ 17,766.39	ISSUED	THOMAS BUS GULF COAST
08/28/2024	\$ 10,299.84	ISSUED	THOMAS BUS GULF COAST
08/30/2024	\$ 19,118.85	ISSUED	THOMAS BUS GULF COAST
08/07/2024	\$ (1,269.40)	VOIDED	THOMAS BUS GULF COAST
08/07/2024	\$ 101.73	ISSUED	THOMAS DOUGLAS
08/28/2024	\$ 6,600.00	ISSUED	THOMAS SPARLING
08/21/2024	\$ 2,000.00	ISSUED	THOMASON'S FINE JEWELRY
08/28/2024	\$ 3,258.75	ISSUED	THOMPSON & HORTON LLP
08/15/2024	\$ 140.86	ISSUED	TIVA
08/15/2024	\$ 1,171.00	ISSUED	TMPA
08/14/2024	\$ 5,743.41	ISSUED	TOM HENRY INC
08/07/2024	\$ 37.27	ISSUED	TOM LE
08/07/2024	\$ 1,760.00	ISSUED	TOMBALL ISD
08/07/2024	\$ 1,430.00	ISSUED	TOMBALL ISD
08/07/2024	\$ 114,356.90	ISSUED	TOMMIE VAUGHN FORD
08/28/2024	\$ 2,231.50	ISSUED	TONER FACTOR
08/07/2024	\$ 215.91	ISSUED	TONI LOPEZ
08/21/2024	\$ 335.91	ISSUED	TONI LOPEZ
08/21/2024	\$ 56.63	ISSUED	TONI LOPEZ
08/07/2024	\$ 621.00	ISSUED	TOPSHELF IMAGING
08/21/2024	\$ 957.00	ISSUED	TOPSHELF IMAGING
08/28/2024	\$ 1,017.00	ISSUED	TOPSHELF IMAGING
08/21/2024	\$ 17,440.64	ISSUED	TOUCHMATH
08/28/2024	\$ 17,440.64	ISSUED	TOUCHMATH
08/28/2024	\$ 3,592.00	ISSUED	TR FACILITY SERVICES LLC
08/30/2024	\$ 60,207.00	ISSUED	TR FACILITY SERVICES LLC
08/28/2024	\$ 1,000.00	ISSUED	TRACI CARPENTER
08/07/2024	\$ 179.00	ISSUED	TRACI POWELL
08/21/2024	\$ 61.68	ISSUED	TRACY SKRIPKA
08/07/2024	\$ 20.29	ISSUED	TREVOR REYNOLDS
08/07/2024	\$ 789.60	ISSUED	TRIANGLE PRINTING & MARKETING
08/30/2024	\$ 521.20	ISSUED	TRIANGLE PRINTING & MARKETING
08/31/2024	\$ 3,748.50	ISSUED	TRIDENT BEVERAGE INC
08/14/2024	\$ 119.50	ISSUED	TROY MCCARLEY
08/14/2024	\$ 85.95	ISSUED	TROY MCCARLEY
08/30/2024	\$ 29.99	ISSUED	TROY MCCARLEY
08/31/2024	\$ 20,425.64	ISSUED	TRUE NORTH CONSULTING GRP LLC
08/07/2024	\$ 2,460.15	ISSUED	T-SHIRT TRENDS
08/07/2024	\$ 2,250.00	ISSUED	TSPRA
08/15/2024	\$ 16,239.47	ISSUED	TSTA
08/07/2024	\$ 80.00	ISSUED	TX ASSN OF SEC SCHOOL PRINCIPAL
08/21/2024	\$ 4.53	ISSUED	TXTAG
08/30/2024	\$ 10.70	ISSUED	TXTAG
08/14/2024	\$ 4,834.40	ISSUED	ULINE INC
08/21/2024	\$ 5,940.00	ISSUED	ULINE INC
08/21/2024	\$ 481.91	ISSUED	ULINE INC
08/28/2024	\$ 4,500.60	ISSUED	ULINE INC
08/28/2024	\$ 129.00	ISSUED	ULINE INC
08/14/2024	\$ 2,600.00	ISSUED	ULTIMATE DRILL BOOK INC
08/28/2024	\$ 1,200.00	ISSUED	ULTIMATE DRILL BOOK INC



**PASADENA ISD  
ACCOUNTS PAYABLE SYSTEM  
CASH DISBURSEMENTS 08-01-2024 THRU 8-31-2024**

CHECK DATE	CHECK AMOUNT	CODE	VENDOR NAME
08/28/2024	\$ 9,840.00	ISSUED	UNC TEACCH AUTISM PROGRAM
08/31/2024	\$ 56,818.79	ISSUED	UNC TEACCH AUTISM PROGRAM
08/21/2024	\$ 429.94	ISSUED	UNIFORM DESTINATION
08/28/2024	\$ 5,106.06	ISSUED	UNIFORM DESTINATION
08/14/2024	\$ 151.14	ISSUED	UNITED REFRIGERATION INC
08/21/2024	\$ 64.08	ISSUED	UNITED REFRIGERATION INC
08/21/2024	\$ 421.05	ISSUED	UNITED REFRIGERATION INC
08/30/2024	\$ 9,797.63	ISSUED	UNITED REFRIGERATION INC
08/28/2024	\$ 500.00	ISSUED	UNITED STATES ACADEMIC DECATHLON
08/07/2024	\$ 11,023.92	ISSUED	UNIV OF HOUSTON-CLEAR LAKE
08/14/2024	\$ 500.00	ISSUED	UNIV OF HOUSTON-CLEAR LAKE
08/21/2024	\$ 5,511.96	ISSUED	UNIV OF HOUSTON-CLEAR LAKE
08/07/2024	\$ 1,987.00	ISSUED	UNIVERSAL MELODY SERVICES
08/14/2024	\$ 46,040.53	ISSUED	UNIVERSAL MELODY SERVICES
08/21/2024	\$ 10,736.40	ISSUED	UNIVERSAL MELODY SERVICES
08/28/2024	\$ 17,136.51	ISSUED	UNIVERSAL MELODY SERVICES
08/30/2024	\$ 10,444.50	ISSUED	UNIVERSAL MELODY SERVICES
08/31/2024	\$ 1,671.38	ISSUED	UNIVERSAL MELODY SERVICES
08/14/2024	\$ 750.00	ISSUED	UNIVERSITY OF HOUSTON
08/14/2024	\$ 750.00	ISSUED	UNIVERSITY OF HOUSTON
08/14/2024	\$ 600.00	ISSUED	UNIVERSITY OF HOUSTON
08/21/2024	\$ 1,000.00	ISSUED	UNIVERSITY OF HOUSTON
08/21/2024	\$ 1,000.00	ISSUED	UNIVERSITY OF HOUSTON-DOWNTOWN
08/21/2024	\$ 1,000.00	ISSUED	UNIVERSITY OF ST THOMAS
08/14/2024	\$ 600.00	ISSUED	UNIVERSITY OF TEXAS AT AUSTIN
08/21/2024	\$ 1,000.00	ISSUED	UNIVERSITY OF TEXAS AT AUSTIN
08/28/2024	\$ 500.00	ISSUED	UNIVERSITY OF TEXAS AT AUSTIN
08/07/2024	\$ 932.98	ISSUED	UNLAUB/CHANNEL BEARING & SUPPLY LLC
08/21/2024	\$ 115.90	ISSUED	UNLAUB/CHANNEL BEARING & SUPPLY LLC
08/28/2024	\$ 457.75	ISSUED	UNLAUB/CHANNEL BEARING & SUPPLY LLC
08/01/2024	\$ 104.88	ISSUED	US DEPARTMENT OF TREASURY
08/01/2024	\$ 341.68	ISSUED	US DEPARTMENT OF TREASURY
08/15/2024	\$ 341.69	ISSUED	US DEPARTMENT OF TREASURY
08/15/2024	\$ 104.88	ISSUED	US DEPARTMENT OF TREASURY
08/30/2024	\$ 107.02	ISSUED	US DEPARTMENT OF TREASURY
08/30/2024	\$ 347.59	ISSUED	US DEPARTMENT OF TREASURY
08/14/2024	\$ 279.00	ISSUED	USA FUNDRAISERS LLC
08/28/2024	\$ 50.00	ISSUED	UT HIGH SCHOOL
08/07/2024	\$ 750.00	ISSUED	UTSA
08/07/2024	\$ 910.55	ISSUED	VARSITY BRANDS HOLDING CO INC
08/14/2024	\$ 21,211.52	ISSUED	VARSITY BRANDS HOLDING CO INC
08/21/2024	\$ 584.95	ISSUED	VARSITY BRANDS HOLDING CO INC
08/21/2024	\$ 5,418.00	ISSUED	VARSITY BRANDS HOLDING CO INC
08/14/2024	\$ 1,800.00	ISSUED	VELAZQUEZ PRESS
08/28/2024	\$ 645.28	ISSUED	VERNIER SCIENCE EDUCATION
08/07/2024	\$ 787.60	ISSUED	VESTIGE INTERNATIONAL
08/14/2024	\$ 393.46	ISSUED	VESTIGE INTERNATIONAL
08/30/2024	\$ 965.25	ISSUED	VESTIGE INTERNATIONAL
08/14/2024	\$ 9,500.00	ISSUED	VEX ROBOTICS INC
08/14/2024	\$ 175.00	ISSUED	VINCENT GUMKOWSKI
08/14/2024	\$ 53.62	ISSUED	VISUAL EDGE IT INC
08/14/2024	\$ 2,070.75	ISSUED	VISUAL LANGUAGE PROFESSIONALS
08/21/2024	\$ 55.00	ISSUED	VISUAL LANGUAGE PROFESSIONALS
08/14/2024	\$ 808.00	ISSUED	VISUAL SERVICES OF TEXAS
08/31/2024	\$ 488.00	ISSUED	VISUAL SERVICES OF TEXAS
08/14/2024	\$ 1,836.56	ISSUED	VMI PREMIER GROUP LLC
08/28/2024	\$ 343.40	ISSUED	VMI PREMIER GROUP LLC
08/07/2024	\$ 2,171.50	ISSUED	VOLT WORKFORCE SOLUTIONS
08/28/2024	\$ 1,268.50	ISSUED	VOLT WORKFORCE SOLUTIONS
08/30/2024	\$ 838.50	ISSUED	VOLT WORKFORCE SOLUTIONS
08/21/2024	\$ 41.97	ISSUED	WADQUIDIA RETTA
08/21/2024	\$ 82.10	ISSUED	WANDA RETTA
08/30/2024	\$ 5,100.00	ISSUED	WATCHFIRE SIGNS LLC
08/31/2024	\$ 20,610.00	ISSUED	WATCHFIRE SIGNS LLC
08/14/2024	\$ 264.00	ISSUED	WENDY MARKERT
08/28/2024	\$ 3,897.87	ISSUED	WENGER CORPORATION

**PASADENA ISD  
ACCOUNTS PAYABLE SYSTEM  
CASH DISBURSEMENTS 08-01-2024 THRU 8-31-2024**

CHECK DATE		CHECK AMOUNT	CODE	VENDOR NAME
08/07/2024	\$	10,800.00	ISSUED	WEST BELT SURVEYING INC
08/28/2024	\$	1,365.00	ISSUED	WEST BELT SURVEYING INC
08/30/2024	\$	1,105.00	ISSUED	WEST BELT SURVEYING INC
08/14/2024	\$	4,136.27	ISSUED	WEST MUSIC CO
08/30/2024	\$	1,327.56	ISSUED	WEST MUSIC CO
08/21/2024	\$	2,833.00	ISSUED	WHITLEY PENN LLP
08/14/2024	\$	557.60	ISSUED	WHITNEY ACUNA
08/01/2024	\$	1,375.42	ISSUED	WILLIAM E. HEITKAMP
08/15/2024	\$	1,375.42	ISSUED	WILLIAM E. HEITKAMP
08/30/2024	\$	1,375.42	ISSUED	WILLIAM E. HEITKAMP
08/28/2024	\$	48,000.00	ISSUED	WILLIAM MARSH RICE UNIV
08/21/2024	\$	2,735.98	ISSUED	WILLIAM V MACGILL & CO
08/28/2024	\$	2,343.37	ISSUED	WILLIAM V MACGILL & CO
08/07/2024	\$	1,757.39	ISSUED	WILSONART LLC
08/30/2024	\$	93.13	ISSUED	WILSONART LLC
08/28/2024	\$	1,976.97	ISSUED	WINDSTREAM HOLDINGS II LLC
08/14/2024	\$	23,228.07	ISSUED	WM CORPORATE SERVICES INC
08/28/2024	\$	2,164.00	ISSUED	WORLDS FINEST CHOCOLATE INC
08/07/2024	\$	197.81	ISSUED	XEROX BUSINESS SOLUT SOUTHWEST
08/14/2024	\$	26.25	ISSUED	XEROX BUSINESS SOLUT SOUTHWEST
08/28/2024	\$	396.85	ISSUED	XEROX BUSINESS SOLUT SOUTHWEST
08/07/2024	\$	10.96	ISSUED	XEROX CORPORATION(OVERAGES)
08/02/2024	\$	76.50	ISSUED	XEROX FINANCIAL SERVICES
08/07/2024	\$	1,363.77	ISSUED	XEROX FINANCIAL SERVICES
08/14/2024	\$	510.00	ISSUED	XEROX FINANCIAL SERVICES
08/21/2024	\$	3,250.09	ISSUED	XEROX FINANCIAL SERVICES
08/28/2024	\$	2,982.89	ISSUED	XEROX FINANCIAL SERVICES
08/30/2024	\$	551.40	ISSUED	XEROX FINANCIAL SERVICES
08/21/2024	\$	463.02	ISSUED	XL PARTS LLC
08/14/2024	\$	107,586.40	ISSUED	XTRALIGHT MANUFACTURING LTD
08/30/2024	\$	29.04	ISSUED	YESSICA CONTRERAS
08/14/2024	\$	60.00	ISSUED	ZACORIAN BLUEFORD
08/07/2024	\$	1,381.08	ISSUED	ZAYO GROUP LLC

## August 2024 Tax Refunds

<b>Payer Name</b>	<b>Issue/Void</b>	<b>Amount</b>
1033 FAIRMONT PARKWAY LLC	Issue	(\$2,839.35)
1504 INVESTMENTS LLC	Issue	(\$5,054.93)
78 ACRES LP	Issue	(\$9,706.93)
9202 AIR BLVD LLC	Issue	(\$344.08)
9465 CLEARWOOD DRIVE HOUSTON LLC	Issue	(\$24,924.09)
A-1 Z-1 PROPERTY LLC	Issue	(\$3,970.22)
ABARCA DAVID	Issue	(\$1,433.12)
ABB WS LLC	Issue	(\$1,957.03)
ABB WS LLC	Issue	(\$838.97)
ACOSTA MARTHA M & RAMON	Issue	(\$1,645.93)
ACOSTA MARTHA M & RAMON	Issue	(\$1,018.16)
AGRAHARKAR ASSOCIATES ONE LLC	Issue	(\$3,280.58)
AGUIRRE ALLISON	Issue	(\$1,601.70)
AINSWORTH MARCY	Issue	(\$1,521.59)
ALANIZ SEVERIANO A	Issue	(\$1,525.95)
ALANIZ SEVERIANO A	Issue	(\$953.70)
ALBIN BRYAN C	Issue	(\$606.20)
ALBIN BRYAN C	Issue	(\$263.98)
ALBIN BRYAN C	Issue	(\$854.33)
ALCALA RAFAEL J	Issue	(\$50.00)
ALCALA RAFAEL J	Issue	(\$50.00)
ALMAGUER ROBERTO C	Issue	(\$1,384.35)
ALSDORF FAMILY TRUST	Issue	(\$1,835.96)
ALVEAR HIPOLITO LEE JR	Issue	(\$858.73)
ALVEAR HIPOLITO LEE JR	Issue	(\$1,494.17)
AMBE LODGING GROUP LLC	Issue	(\$1,299.37)
AMERDEEP SHEEMAR CORPORATION	Issue	(\$292.87)
AMERDEEP SHEEMAR CORPORATION	Issue	(\$109.00)
AMERICA SAKS LLC	Issue	(\$692.94)
ANDERSON FAMILY LIVING TRUST	Issue	(\$2,797.70)
ANNAPURNA LLC	Issue	(\$2,634.77)
Apple Houston Restaurants LLC	Issue	(\$5,009.14)
ARELLANO EDGAR & WINDEY	Issue	(\$1,601.38)
ARREDONDO DAVID J	Issue	(\$1,515.49)
ARREDONDO RAMON	Issue	(\$1,525.12)
ARREDONDO RAMON	Issue	(\$810.20)
AURIOLES HUMBERTO	Issue	(\$1,633.44)
AVILA CLEMENTE S & MARIA	Issue	(\$779.05)
AVILA CLEMENTE S & MARIA	Issue	(\$1,380.49)
AXM SYSTEMS LLC	Issue	(\$55.27)
BARHORST DOUGLAS L & CONNIE S	Issue	(\$2,086.93)
BARHORST DOUGLAS L & CONNIE S	Issue	(\$469.31)
BARI EDADES	Issue	(\$582.29)

## August 2024 Tax Refunds

<b>Payer Name</b>	<b>Issue/Void</b>	<b>Amount</b>
BARI EDADES	Issue	(\$443.77)
BARRON DIANA LISA & JOSE GUADALUPE	Issue	(\$1,444.51)
BARRON DIANA LISA & JOSE GUADALUPE	Issue	(\$888.04)
BAUGUS BILLY R & DEBRA	Issue	(\$1,082.41)
BECERRA ALEJANDRO HERNANDEZ	Issue	(\$1,403.45)
BECERRA ALEJANDRO HERNANDEZ	Issue	(\$830.71)
BELTWAY 225 LLC	Issue	(\$14,007.41)
BIRMINGHAM JANA L	Issue	(\$170.73)
BONILLA EMMANUEL A	Issue	(\$708.82)
BRAGG WILLIAM S II & MELESSA K	Issue	(\$1,710.60)
BRAGG WILLIAM S II & MELESSA K	Issue	(\$836.29)
BRISENO ALBERT JESSE	Issue	(\$1,308.66)
BROWN MICHAEL & JULIE	Issue	(\$616.11)
BUDHWANI SUNITA A	Issue	(\$900.78)
BUDHWANI SUNITA A	Issue	(\$1,595.94)
C & W PARK LTD	Issue	(\$1,482.87)
CALDERON RICARDO B	Issue	(\$1,388.57)
CAMACHO ESTEBAN & MARIA R	Issue	(\$931.13)
CAMACHO ESTEBAN & MARIA R	Issue	(\$617.23)
CAMACHO ESTEBAN & MARIA R	Issue	(\$387.87)
CAMPBELL JOHN LUMBER CO	Issue	(\$744.84)
CANTU EDGAR EDUARDO VALADEZ	Issue	(\$783.92)
CANTU EDGAR EDUARDO VALADEZ	Issue	(\$420.95)
CARDENAS GLORIA	Issue	(\$1,357.32)
CARTER ELLEN E	Issue	(\$1,414.41)
CASTILLO SANTIAGO	Issue	(\$671.58)
CASTILLO SANTIAGO	Issue	(\$1,096.85)
CASTRO KAREN B GARCIA	Issue	(\$925.51)
CASTRO KAREN B GARCIA	Issue	(\$1,500.29)
CAVAZOS ALFONSO	Issue	(\$632.57)
CAVAZOS ALFONSO	Issue	(\$969.42)
CCGGG LLC	Issue	(\$1,681.43)
CEDILLO LARRY	Issue	(\$1,578.89)
CEDILLO LARRY	Issue	(\$834.75)
CERVANTES JUAN A	Issue	(\$168.79)
CHAPA JAMES R	Issue	(\$399.25)
CHAPA JAMES R	Issue	(\$869.68)
CHAPA ROSALBA	Issue	(\$740.44)
CHAPA ROSALBA	Issue	(\$1,117.36)
CHAVEZ BLANCA E	Issue	(\$249.54)
CHAVEZ BLANCA ELIZONDO	Issue	(\$1,082.10)
CHAVEZ KASSANDRA L	Issue	(\$284.10)
CHAVEZ KATHERINE	Issue	(\$411.52)

## August 2024 Tax Refunds

<b>Payer Name</b>	<b>Issue/Void</b>	<b>Amount</b>
CHAVEZ KATHERINE	Issue	(\$886.12)
CHIRAY MARY & PETER	Issue	(\$170.73)
CHJ & LLH LAW FIRM PLLC	Issue	(\$337.55)
CHJ & LLH LAW FIRM PLLC	Issue	(\$175.89)
CLEMONS TAMEKA	Issue	(\$1,005.77)
COMPEAN MARCO A	Issue	(\$136.58)
CONTRERAS LUCILLE	Issue	(\$345.27)
CORONADO CRISTINA	Issue	(\$698.54)
CORONADO CRISTINA	Issue	(\$405.54)
CORREA HECTOR M & GUILLERMINA	Issue	(\$170.73)
CRENSHAW ENTREPRENEIURS LLC	Issue	(\$10,709.70)
CRUZ GABRIEL	Issue	(\$940.96)
CRUZ GABRIEL	Issue	(\$1,516.01)
CRUZ JOSE R	Issue	(\$170.73)
CRUZ JOSE ROQUE & TERESA	Issue	(\$976.45)
CRUZ JOSE ROQUE & TERESA	Issue	(\$2,180.76)
CUBE HHF LIMITED PARTNERSHIP	Issue	(\$9,796.36)
CUEVAS IRIZARRY JANELLY MARITZA	Issue	(\$1,079.05)
CUEVAS IRIZARRY JANELLY MARITZA	Issue	(\$1,372.85)
CURIEL ORALIA & SALVADOR	Issue	(\$1,558.76)
DALTON JONAI	Issue	(\$1,632.52)
DEATS MIKI EILEEN RIFE	Issue	(\$170.73)
DELEON SANJUANA E	Issue	(\$362.12)
DELEON SANJUANA E	Issue	(\$1,000.00)
DELGADO ETHAN	Issue	(\$656.73)
DELGADO JOSE M	Issue	(\$882.80)
DELGADO JOSE M	Issue	(\$1,446.33)
DIDONATO JOHN J & SHERRY	Issue	(\$292.97)
DIJKHOFFZ NICHOLAS	Issue	(\$1,572.98)
DINICOLA KARA L & KATHERINE ANNE M	Issue	(\$1,506.66)
DO NGUYET THI THU	Issue	(\$1,454.41)
DOUGLAS JOE EMMIT	Issue	(\$481.30)
DOW FENCE & SUPPLY CO	Issue	(\$4,354.12)
DUARTE ROGELIO & BERTHA	Issue	(\$953.82)
DUARTE ROGELIO & BERTHA	Issue	(\$1,584.96)
DUARTE ROGELIO & BERTHA	Issue	(\$168.30)
E H PARK LTD	Issue	(\$484.12)
ELIZONDO JESSE MARIO	Issue	(\$1,681.36)
ELIZONDO JESSE MARIO	Issue	(\$677.25)
ELVIS SIGFREDO MEDINA	Issue	(\$3,464.57)
ENGLISHBEY JACK	Issue	(\$371.39)
ENGLISHBEY JACK	Issue	(\$200.29)
ENRIQUEZ JENNIFER PEREZ	Issue	(\$709.44)

## August 2024 Tax Refunds

<b>Payer Name</b>	<b>Issue/Void</b>	<b>Amount</b>
ENRIQUEZ JENNIFER PEREZ	Issue	(\$416.13)
ENRIQUEZ JENNIFER PEREZ	Issue	(\$796.22)
ENRIQUEZ JENNIFER PEREZ	Issue	(\$416.13)
ESCOBEDO KRYSTAL	Issue	(\$1,371.53)
ESCOBEDO KRYSTAL	Issue	(\$818.64)
ESPITIA JACQUELINE	Issue	(\$1,328.20)
EVANS GEORGINA	Issue	(\$146.46)
FAIRMONT 168 GROUP LP	Issue	(\$2,133.82)
FAIRMONT LTD	Issue	(\$2,583.78)
FAMILY DOLLAR #06299	Issue	(\$107.93)
FAN SHI-LANG & PEI	Issue	(\$150.07)
FAN SHI-LANG & PEI	Issue	(\$1,534.74)
FAN SHI-LANG & PEI	Issue	(\$979.77)
FARAH 1 INTERNATIONAL LLC	Issue	(\$6,150.58)
FARMER OWEN H & ROBIN J	Issue	(\$200.30)
FARMER OWEN H & ROBIN J	Issue	(\$315.10)
FLORES DANIEL ALEJANDRO	Issue	(\$1,427.97)
FLORES EDUARDO	Issue	(\$996.75)
FLORES EDUARDO	Issue	(\$620.00)
FLORES EDUARDO	Issue	(\$100.00)
FLORES EDUARDO	Issue	(\$291.76)
FLORES EDUARDO	Issue	(\$391.65)
FLORES EDUARDO	Issue	(\$233.39)
FRANCISCO RIVERA	Issue	(\$460.24)
FRANCISCO RIVERA	Issue	(\$584.25)
FRANCISCO SANCHEZ	Issue	(\$300.00)
FUERTES HENRY N & AMY J	Issue	(\$391.24)
FULTON SHOPPING CENTER INC	Issue	(\$8,066.12)
FUTURE JJG INVESTMENTS LLC	Issue	(\$3,856.31)
G K S ENTERISES LP	Issue	(\$6,177.89)
G1R CLEAR LAKE LLC	Issue	(\$30,837.39)
GALAN MIGUEL	Issue	(\$1,302.06)
GALAN MIGUEL	Issue	(\$1,882.00)
GALAVIZ CARLOS A JR	Issue	(\$1,671.92)
GALAVIZ CARLOS A JR	Issue	(\$779.87)
GALLARDO YOLANDA	Issue	(\$1,040.85)
GALLEGOS LETICIA P & JANETTE V	Issue	(\$1,047.14)
GALLO OSCAR	Issue	(\$781.82)
GALLO OSCAR	Issue	(\$1,897.53)
GALVAN ROCIO VIVIANA & RAMON	Issue	(\$1,553.59)
GANIM IBRAHIM S	Issue	(\$1,445.21)
GARCIA FABIOLA	Issue	(\$777.20)
GARCIA FABIOLA	Issue	(\$2,243.08)

## August 2024 Tax Refunds

<b>Payer Name</b>	<b>Issue/Void</b>	<b>Amount</b>
GARCIA HERMINIA I	Issue	(\$1,614.51)
GARCIA HERMINIA I	Issue	(\$977.09)
GARCIA JOSE A & MARTHA C	Issue	(\$170.73)
GARCIA LUIS ARMANDO	Issue	(\$170.73)
GARZA ANDRES & IMELDA	Issue	(\$539.46)
GARZA BETSABE	Issue	(\$382.77)
GARZA BETSABE	Issue	(\$677.59)
GARZA MARIO A & ANGELICA M	Issue	(\$1,452.77)
GARZA RONNY	Issue	(\$1,003.83)
GARZA RONNY	Issue	(\$2,042.53)
GARZA VERONICA	Issue	(\$1,192.56)
GHANDI KETAN	Issue	(\$1,959.63)
GILHOUSEN KENNETH	Issue	(\$1,405.48)
GIMMER GEROLD W	Issue	(\$614.34)
GIMMER GEROLD W	Issue	(\$921.21)
GODOY KARRYN	Issue	(\$1,167.40)
GOLD COAST EQUITY LLC	Issue	(\$774.44)
GOMEZ DAVID	Issue	(\$1,400.36)
GOMEZ DAVID	Issue	(\$747.86)
GONZALES ANGEL	Issue	(\$200.29)
GONZALES ANGEL	Issue	(\$324.65)
GONZALES IRMA S	Issue	(\$237.67)
GONZALES IRMA S	Issue	(\$898.64)
GONZALEZ JUAN C	Issue	(\$1,380.60)
GONZALEZ LAURA	Issue	(\$1,756.35)
GONZALEZ LAURA	Issue	(\$893.55)
GONZALEZ ROGELIO & VIRGINIA	Issue	(\$200.29)
GRACIA MANUEL A & SANJUANA	Issue	(\$40.00)
GRACIA MANUEL A & SANJUANA	Issue	(\$40.00)
GRACIA MANUEL A & SANJUANA	Issue	(\$40.00)
GRAY GRANT S II & GAIL	Issue	(\$170.73)
GRIMALDO ERASMO PADRON	Issue	(\$1,448.58)
GRIMALDO ERASMO PADRON	Issue	(\$883.01)
GUERRERO RICK A	Issue	(\$809.06)
GUERRERO RICK A	Issue	(\$810.68)
GULF TOWERS HOUSTON LLC	Issue	(\$9,880.38)
GULF TOWERS HOUSTON LLC	Issue	(\$10,214.48)
GUTIERREZ JOSUE	Issue	(\$1,363.61)
GUTIERREZ ROSE L	Issue	(\$75.99)
GUTIERREZ ROSE L	Issue	(\$1,552.71)
GUTIERREZ ROSE L	Issue	(\$1,004.88)
GUZMAN EMILIO	Issue	(\$854.38)
GUZMAN EMILIO	Issue	(\$395.73)

## August 2024 Tax Refunds

<b>Payer Name</b>	<b>Issue/Void</b>	<b>Amount</b>
GUZMAN EMILIO	Issue	(\$125.55)
GUZMAN EMILIO	Issue	(\$76.90)
HALL GARVIN W & CORA	Issue	(\$170.73)
HAMBLÉN HOMES LLC	Issue	(\$158.75)
HB LAND COMPANY INC	Issue	(\$846.59)
HD DEVELOPMENT PROPERTIES	Issue	(\$4,804.75)
HERNANDEZ AMERICO & MONA	Issue	(\$66.76)
HERNANDEZ AMERICO & MONA	Issue	(\$69.06)
HERNANDEZ AMERICO & MONA	Issue	(\$69.15)
HERNANDEZ AMERICO & MONA	Issue	(\$56.91)
HERNANDEZ DELFINA	Issue	(\$1,867.88)
HERNANDEZ DELFINA	Issue	(\$1,062.11)
HERNANDEZ JONATHAN	Issue	(\$899.90)
HERNANDEZ JONATHAN	Issue	(\$1,593.49)
HERNANDEZ JUSTO	Issue	(\$370.18)
HERNANDEZ SEBASTIAN A	Issue	(\$394.69)
HERNANDEZ SEBASTIAN A	Issue	(\$720.14)
HOLCOMB DAVID D & AUDREY M	Issue	(\$1,353.49)
HOUSTON DIXIE FARM ROAD	Issue	(\$10,739.54)
HOUSTON FEDERAL CREDIT UNION	Issue	(\$1,327.22)
HUIZAR LUIS D	Issue	(\$1,437.31)
HUIZAR LUIS D	Issue	(\$804.92)
HUNTON FAMILY VII A LLC	Issue	(\$12,222.20)
HURTADO CLAUDIA	Issue	(\$1,316.28)
INTAX INC	Issue	(\$2,281.77)
ISIDORI RICHARD A	Issue	(\$170.73)
J MINTER 1998 FAMILY LIMITED PARTNERSHIP	Issue	(\$597.78)
JAVADI MOHAMAD	Issue	(\$272.78)
JBL FAIRMONT LLC ETAL	Issue	(\$6,383.99)
JBL FAIRMONT LLC ETAL	Issue	(\$10,983.41)
JIMENEZ DARIO A	Issue	(\$223.15)
JIMENEZ SANDRA	Issue	(\$1,767.44)
JIMENEZ SANDRA	Issue	(\$951.91)
JINBAL PROPERTIES LLC	Issue	(\$1,164.63)
JINBAL PROPERTIES LLC	Issue	(\$1,655.64)
JLL REAL ESTATE CAPITAL LLC	Issue	(\$20,440.79)
JOHNSON G PARTNERSHIP LTD	Issue	(\$691.50)
JONABRAN ENTERPRISES INC	Issue	(\$460.97)
JONES RODERICK & LORI	Issue	(\$170.73)
JUAREZ JOSE M	Issue	(\$1,357.07)
JUAREZ JOSE M	Issue	(\$769.85)
JYC PARTNERS	Issue	(\$880.72)
KAVANAGH RICHARD GERALD	Issue	(\$896.19)



## August 2024 Tax Refunds

<b>Payer Name</b>	<b>Issue/Void</b>	<b>Amount</b>
KAVANAGH RICHARD GERALD	Issue	(\$1,753.97)
KEYBANK NATIONAL ASSOC	Issue	(\$7,197.59)
KHAN SANA	Issue	(\$825.70)
KHAN WASIF M	Issue	(\$850.96)
KHOURY FAMILY PARTNERSHIP LP	Issue	(\$1,312.98)
KHOURY FAMILY PARTNERSHIP LP	Issue	(\$2,068.42)
KHOURY FAMILY PARTNERSHIP LP	Issue	(\$933.05)
KHOURY FAMILY PARTNERSHIP LP	Issue	(\$2,477.89)
KIR PASADENA II LP	Issue	(\$34,651.43)
KIR PASADENA LP	Issue	(\$35,447.11)
KORMEX FOODS INC	Issue	(\$463.70)
L & D UPHOLSTERY INC	Issue	(\$651.57)
LARACUENTE VILMA I	Issue	(\$1,476.32)
LEONIDA BUTCHER DBA	Issue	(\$2,544.88)
Loan Source LLC	Issue	(\$113.82)
LONE STAR BLOWERS INC	Issue	(\$904.02)
LONE STAR BLOWERS INC	Issue	(\$551.21)
LONE STAR BLOWERS INC	Issue	(\$716.18)
LONGORIA JERRY	Issue	(\$779.51)
LONGORIA JERRY	Issue	(\$1,359.68)
LOPEZ MANUEL F JR & CLAUDIA	Issue	(\$129.86)
LOUNG SANG	Issue	(\$1,089.03)
MACIAS JUAN E	Issue	(\$1,356.90)
MADALA SRIDHAR & ANURADHA	Issue	(\$1,806.55)
MAGALLANES MARIO ALBERTO	Issue	(\$1,421.59)
MAIN PLAZA APARTMENTS LLC	Issue	(\$1,575.55)
MALDONADO MARIA L	Issue	(\$1,380.10)
MALDONADO MARIA L	Issue	(\$859.51)
MAMBO MANAGEMENT LP LLC	Issue	(\$8,756.08)
MARKOEM MERICK R	Issue	(\$933.23)
MARQUEZ LUIS A & ESTEFANIA	Issue	(\$1,396.34)
MARTINEZ ADELINA	Issue	(\$741.58)
MARTINEZ JOHNNY R & ALICIA Y	Issue	(\$1,041.75)
MARTINEZ JOHNNY R & ALICIA Y	Issue	(\$286.35)
MARTINEZ JUAN I	Issue	(\$1,359.86)
MARTINEZ JUAN M	Issue	(\$1,393.68)
MARTINEZ JUAN M	Issue	(\$731.45)
MARTINEZ LUIS	Issue	(\$1,444.25)
MARTINEZ LUIS	Issue	(\$871.06)
MARTINEZ REYNALDO JR & BELINDA M	Issue	(\$1,434.21)
MEDINA MA DEL CARMEN	Issue	(\$712.05)
MEDRANO WILBER ARMANDO TREJO	Issue	(\$1,387.33)
MEDRANO WILBER ARMANDO TREJO	Issue	(\$803.68)

## August 2024 Tax Refunds

<b>Payer Name</b>	<b>Issue/Void</b>	<b>Amount</b>
MENDEZ SYLVIA A	Issue	(\$1,337.37)
MENDEZ SYLVIA A	Issue	(\$711.96)
METCALF CHARLES	Issue	(\$1,707.50)
METCALF CHARLES	Issue	(\$986.95)
MEYERS BONNIE	Issue	(\$1,314.88)
MIKE MILLER INSURANCE AGENCY INC	Issue	(\$853.57)
MIKE MILLER INSURANCE AGENCY INC	Issue	(\$882.90)
MILLER PHYLLIS L	Issue	(\$197.96)
MILLER PHYLLIS L	Issue	(\$1,845.26)
MILLER PHYLLIS L	Issue	(\$992.47)
MISSION FEATHERWOOD INVESTORS LP	Issue	(\$9,989.95)
MLG/PF CRENSHAW GRAND INVESTMENTS LLC	Issue	(\$46,695.41)
MOERS STREET PARTNERSHIP	Issue	(\$4,959.50)
MOLANO RICKY R	Issue	(\$1,495.40)
MOLINA DOMINGO	Issue	(\$170.73)
MOLINA LEE & KARINA	Issue	(\$1,748.02)
MONTEMAYOR FRANK & MONICA	Issue	(\$785.12)
MORALES LORENA & JUSTIN	Issue	(\$832.76)
MORALES LORENA & JUSTIN	Issue	(\$1,408.31)
MUDGETT ALISHA MARIE	Issue	(\$290.06)
MUNOZ EFRAIN S & ARACELI R	Issue	(\$111.57)
MUNOZ EFRAIN S & ARACELI R	Void	\$111.57
NARVAS LEARNI A & TON NG A T	Issue	(\$793.92)
NAVA JOSE S & VIRGINIA	Issue	(\$185.28)
NAVA JOSE S & VIRGINIA	Issue	(\$182.68)
NAVA JOSE S & VIRGINIA	Issue	(\$222.33)
NELSON RICHARD B	Issue	(\$282.41)
NELSON RICHARD B	Issue	(\$1,283.74)
NELSON RICHARD B	Issue	(\$956.01)
NELSON RICHARD B	Issue	(\$502.08)
NEW LION II LLC	Issue	(\$2,366.40)
NEW LION II LLC	Issue	(\$6,343.85)
NEW LION II LLC	Issue	(\$6,187.18)
NEWFIRST NATIONAL BANK	Issue	(\$12,273.44)
NGUYEN JOSEPH DAVID & THERESA VU	Issue	(\$1,829.09)
NGUYEN QUOC THE	Issue	(\$1,354.46)
NINO DANIEL ANTONIO	Issue	(\$604.66)
NOYOLA MARCELINO P	Issue	(\$723.87)
NOYOLA MARCELINO P	Issue	(\$1,507.22)
NSA PROPERTY HOLDINGS LLC	Issue	(\$22,611.92)
NTS MANUFACTURING & ENGINEERING LLC	Issue	(\$51.04)
NUNEZ ANTHONY H	Issue	(\$200.29)
NUNEZ ANTHONY H	Issue	(\$170.73)

## August 2024 Tax Refunds

<b>Payer Name</b>	<b>Issue/Void</b>	<b>Amount</b>
NUNEZ ANTHONY H	Issue	(\$219.45)
OSORIA ERIC & JOCABED	Issue	(\$1,517.96)
OSORIA ERIC & JOCABED	Issue	(\$812.10)
PALACIOS MARISELA	Issue	(\$803.96)
PALACIOS MARISELA	Issue	(\$1,406.09)
PALOMARES FABIAN	Issue	(\$711.78)
PALOS PAULINE M	Issue	(\$803.31)
PALOS PAULINE M	Issue	(\$1,401.92)
PANZA ROSALYN & GREG	Issue	(\$1,647.09)
PANZA ROSALYN & GREG	Issue	(\$2,134.94)
PANZA ROSALYN & GREG	Issue	(\$855.68)
PARK AT FAIRMONT APTS LP	Issue	(\$20,762.69)
PARKWAY PRODUCTION LLC	Issue	(\$554.13)
PASADENA CC LLC	Issue	(\$4,808.56)
PASADENA MALL 2M LLC	Issue	(\$2,583.37)
PASADENA MALL 2M LLC	Issue	(\$5,871.29)
PASADENA MALL 2M LLC	Issue	(\$2,426.54)
PASADENA TX DEVELOPMENT CAPITAL LLC	Issue	(\$10,046.75)
PASKEY ROBERT L & JANICE M	Issue	(\$344.59)
PENNSYLVANIA STREET PROPERTIES LLC	Issue	(\$590.28)
PERALES JAVIER	Issue	(\$639.37)
PERALES JAVIER	Issue	(\$353.20)
PHU PHUONG & VAN CAM	Issue	(\$1,481.99)
PHU PHUONG & VAN CAM	Issue	(\$908.61)
POINTE 2020 LLC	Issue	(\$28,905.95)
PRADOHENRIQUEZ ALDO F	Issue	(\$1,463.19)
PRADOHENRIQUEZ ALDO F	Issue	(\$940.66)
PRESTON ROAD PROPERTIES LLC	Issue	(\$485.74)
PROSTAR MANUFACTURING INC	Issue	(\$8,298.64)
PS LPT PROPERTIES INVESTORS	Issue	(\$63,160.16)
PS LPT PROPERTIES INVESTORS	Issue	(\$61,899.45)
QUEVEDO JUAN M JR	Issue	(\$867.95)
QUEVEDO JUAN M JR	Issue	(\$1,630.98)
QUEZADA FROYLAN JR & MERARI	Issue	(\$756.77)
QUEZADA FROYLAN JR & MERARI	Issue	(\$1,353.85)
QUIJANO NELLY CASTRO	Issue	(\$2,047.04)
QUIJANO NELLY CASTRO	Issue	(\$2,720.55)
QUINTANILLA EDUARDO	Issue	(\$798.79)
QUIROZ JOSE C & MARGARITA	Issue	(\$1,046.09)
QUIROZ JOSE C & MARGARITA	Issue	(\$581.11)
QUIROZ JOSE C & MARGARITA	Issue	(\$1,707.73)
RAMIREZ ADRIAN	Issue	(\$673.04)
RAMIREZ ADRIAN	Issue	(\$377.92)

## August 2024 Tax Refunds

<b>Payer Name</b>	<b>Issue/Void</b>	<b>Amount</b>
RAMOS LLC	Issue	(\$619.21)
RCM MELDRUM PROPERTY LLC	Issue	(\$782.32)
READING HUNTER KING & OLENA PETRENKO	Issue	(\$1,448.93)
REAVES KIMBERLY M	Issue	(\$1,278.64)
REFUND ADVISORY CORP	Issue	(\$1,687.09)
REFUND ADVISORY CORP	Issue	(\$1,866.81)
REVESHA LLC	Issue	(\$831.57)
RODRIGUEZ ROLANDO	Issue	(\$312.06)
RODRIGUEZ ROLANDO	Issue	(\$388.09)
RODRIGUEZ RUBY MARIE	Issue	(\$916.35)
RODRIGUEZ RUBY MARIE	Issue	(\$1,768.71)
ROGERS HENRY III & CRYSTAL	Issue	(\$950.72)
ROGERS HENRY III & CRYSTAL	Issue	(\$1,600.74)
ROMERO ALEJANDRO & ROCIO DANIELA	Issue	(\$1,881.35)
ROSALES CESAR	Issue	(\$1,410.06)
ROSALES CESAR	Issue	(\$835.73)
ROSENBAUM CHUCK & RHONDA	Issue	(\$1,456.63)
RYAN TR	Issue	(\$1,944.07)
SALAZAR DAVID A	Issue	(\$1,126.94)
SALDANA GROUP CO	Issue	(\$1,636.58)
SALDANA LETICIA PEDRAZA	Issue	(\$1,427.60)
SALINAS CARMEN	Issue	(\$1,342.77)
SANROMAN CLAUDIA & JORGE	Issue	(\$1,696.03)
SAUCEDO JORJE A	Issue	(\$950.29)
SAUCEDO JORJE A	Issue	(\$1,523.99)
SCHLOSSER CHRISTOPHER E	Issue	(\$776.92)
SCHLOSSER CHRISTOPHER E	Issue	(\$424.83)
SCHLOSSER CHRISTOPHER E	Issue	(\$510.86)
SEGOVIA ELADIO G	Issue	(\$52.03)
SHADY VILLAGE MHP LLC	Issue	(\$4,463.53)
SHAFAEI FARZAD	Issue	(\$447.07)
SHAFAEI FARZAD	Issue	(\$200.29)
SHIRAJB LP	Issue	(\$26.03)
SHUKLA HIMANSHU	Issue	(\$765.54)
SHUKLA HIMANSHU	Issue	(\$487.40)
SHUKLA HIMANSHU	Issue	(\$77.46)
SIFUENTES RAUL	Issue	(\$512.51)
SIFUENTES RAUL	Issue	(\$1,345.49)
SIFUENTES RAUL	Issue	(\$254.42)
SILVA FRANCISCO JAVIER	Issue	(\$672.00)
SIMMONS PAT T II & SHIRLEY	Issue	(\$43.55)
SINGLETON CATASHA L	Issue	(\$437.14)
SK REAL ESTATE LLC	Issue	(\$1,080.15)

## August 2024 Tax Refunds

<b>Payer Name</b>	<b>Issue/Void</b>	<b>Amount</b>
SMITH RALPH STEPHEN & KAREN	Issue	(\$2,550.50)
SNOWDEN KATHLEEN M & JOHN E	Issue	(\$200.29)
SNOWDEN KATHLEEN M & JOHN E	Issue	(\$207.18)
SNOWDEN KATHLEEN M & JOHN E	Issue	(\$455.97)
SO CHUN SOK & HONG S	Issue	(\$11,121.85)
SO CHUN SOK & HONG SUN	Issue	(\$986.83)
South Houston Motorcars LLC	Issue	(\$2,111.91)
SOUTHPOINT REALTY PARTNERS LTD	Issue	(\$8,512.51)
ST JOY INVESTMENT INC	Issue	(\$2,585.96)
STANDARD STRUCTURES INC	Issue	(\$1,584.58)
STURROCK AND ROBSON USA SERVICES, INC.	Issue	(\$1,599.63)
SV IG AMJ7 LLC	Issue	(\$1,043.91)
TADILLO DANIEL & SERIGO D	Issue	(\$1,366.36)
TAMEZ ROBERTO R & AMELIA	Issue	(\$814.99)
TAMEZ ROBERTO R & AMELIA	Issue	(\$1,580.71)
TARGET #2494 TARGET CORP	Issue	(\$4,816.45)
TAT HA NHUAN	Issue	(\$1,490.96)
TAVENOR LANE PROPERTY LLC	Issue	(\$5,216.99)
TAVENOR LANE PROPERTY LLC	Issue	(\$9,587.15)
THOMASON MARK K	Issue	(\$624.75)
TIMMONS ROBERT E II	Issue	(\$1,434.26)
TO DON BUU & PHAM THUY THO	Issue	(\$1,922.94)
TOLAR MICHAEL R	Issue	(\$170.73)
TORRES ALEXIS & CITLALLY Y	Issue	(\$1,395.44)
TORRES ENRIQUE A & BRICEIDY J	Issue	(\$1,468.79)
TORRES ENRIQUE A & BRICEIDY J	Issue	(\$903.22)
TORRES MICHAEL	Issue	(\$441.73)
TORRES MICHAEL	Issue	(\$726.74)
TPS HOBBY CANNIF LLC	Issue	(\$5,332.80)
TPS HOBBY LLC	Issue	(\$4,632.92)
TPS HOBBY LLC	Issue	(\$283.02)
TPS HOBBY LLC	Issue	(\$9,295.21)
TRAN MAI THIEN TUYET	Issue	(\$156.00)
TREVINO DAGOBERTO	Issue	(\$1,632.51)
TREVINO DAGOBERTO	Issue	(\$710.07)
TRUONG HAO BAC	Issue	(\$1,534.29)
TXIM REAL ESTATE LLC	Issue	(\$6,593.84)
U-PICK U-PULL AUTO PARTS	Issue	(\$4,820.45)
URDIALES RUDY & TERESA	Issue	(\$192.93)
USADOS ENTERPRISES LLC	Issue	(\$1,248.15)
VAKIL CORPORATION	Issue	(\$2,941.06)
VAKIL CORPORATION	Issue	(\$2,873.99)
VALDEZ CESAR S TAMEZ	Issue	(\$788.45)

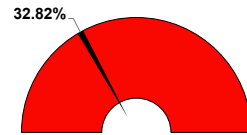
## August 2024 Tax Refunds

<b>Payer Name</b>	<b>Issue/Void</b>	<b>Amount</b>
VALDEZ CESAR S TAMEZ	Issue	(\$1,354.99)
VALDEZ JESSICA	Issue	(\$810.94)
VALDEZ JESSICA	Issue	(\$1,407.35)
VALENCIA EDUARDO & BIANCA	Issue	(\$783.21)
VALENCIA EDUARDO & BIANCA	Issue	(\$1,575.11)
VALENZUELA MARIA I	Issue	(\$1,435.45)
VALLE JENNIFER	Issue	(\$833.12)
VALLE JENNIFER	Issue	(\$1,453.38)
VALUE RENTALS LTD	Issue	(\$1,492.36)
VARGAS MARIO A	Issue	(\$200.30)
VAZQUEZ NAIDELYN	Issue	(\$789.99)
VAZQUEZ NAIDELYN	Issue	(\$1,364.56)
VAZQUEZ NOEMI	Issue	(\$1,594.42)
VAZQUEZ NOEMI	Issue	(\$1,026.58)
VIJARRO SAMUEL	Issue	(\$677.19)
VIJARRO SAMUEL	Issue	(\$1,334.09)
VIJARRO SAMUEL	Issue	(\$657.24)
VILLARREAL JESUS	Issue	(\$1,424.27)
VILLARREAL MINERVA AIME	Issue	(\$829.22)
VILLARREAL MINERVA AIME	Issue	(\$1,517.98)
VISTA DENTAL CORP	Issue	(\$669.36)
VOLKSWAGEN CLEAR LAKE	Issue	(\$6,833.78)
VU DAC TIEN	Issue	(\$896.66)
WAGNER SCOTT & KELLEY	Issue	(\$997.34)
WAITS MICHAEL	Issue	(\$1,833.84)
WAITS MICHAEL	Issue	(\$1,086.97)
WALIA ESTATE LLC	Issue	(\$712.96)
WALIA ESTATES LLC	Issue	(\$1,304.63)
WARNER PAULA	Issue	(\$170.73)
WATTS LINDA A	Issue	(\$1,558.48)
WATTS LINDA A	Issue	(\$226.34)
WICKLOW VENTURES LLC	Issue	(\$10,575.81)
WILLIAMS JERARD & DANNIELLE	Issue	(\$513.87)
WYGANT SUSAN B	Issue	(\$1,724.01)
WYGANT SUSAN B	Issue	(\$1,168.12)
YUNIESKY RANGEL GALVEZ	Issue	(\$153.56)
ZANTHIAN ENTERPRISES INC	Issue	(\$2,352.64)

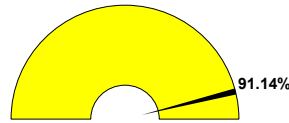
# General Fund | Revenue Dashboard

For the Period Ending August 31, 2024

**Projected Year End Fund Balance  
as % of Budgeted Revenues**

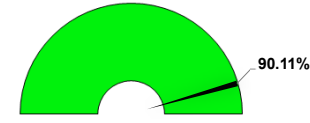


**Actual YTD Revenues**



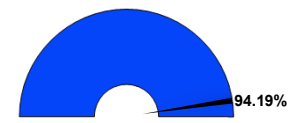
**Projected YTD Revenues**  
101.13%

**Actual YTD Local Sources**



**Projected YTD Local Sources**  
100.00%

**Actual YTD State Sources**



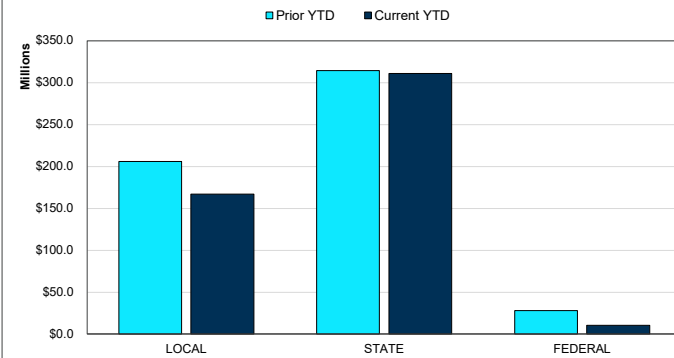
**Projected YTD State Sources**  
100.00%

**Top 10 Sources of Revenue Year-to-Date**

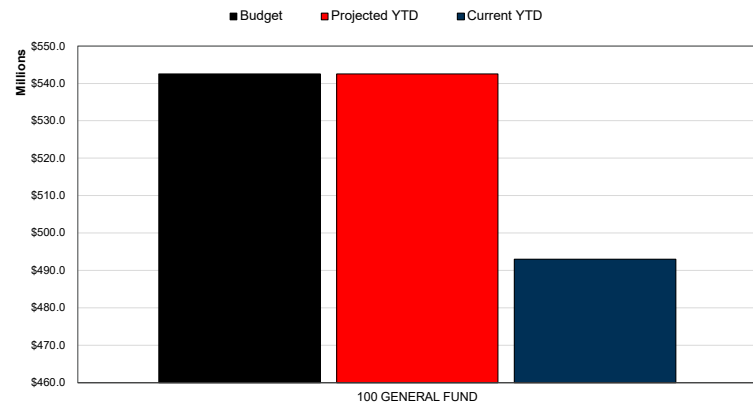
Fsp Formula Foundation	\$267,769,791
Taxes, Current Year Levy	\$148,674,291
Trs On-Behalf	\$24,948,873
Per Capita Apportionment	\$18,400,341
Earnings From Temporary Deposits And Investments	\$12,199,377
Federal Revenues Distributed By The Texas Education Agency	\$6,108,875
Proceeds From Capital Leases	\$4,016,675
School Health And Related Services (Shars)	\$2,618,792
Penalties, Interest, And Other Tax Revenues	\$2,079,000
Other Revenues From Local Sources	\$1,538,397

**Percent of Total Revenues YTD** **99.06%**

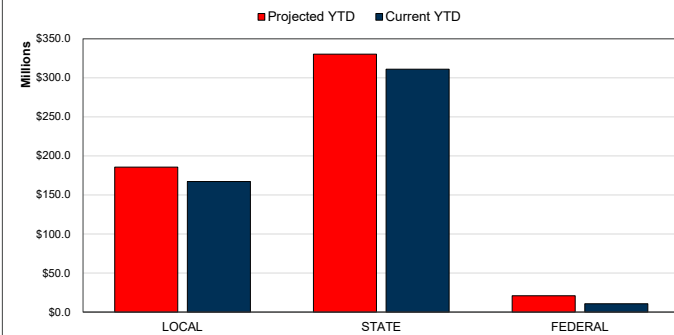
**Revenue by Source**



**Revenue Comparison**



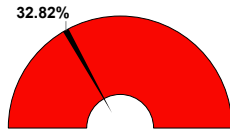
**Revenue by Source**



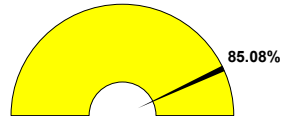
# General Fund | Expenditure Dashboard

For the Period Ending August 31, 2024

**Projected Year End Fund Balance  
as % of Budgeted Expenditures**

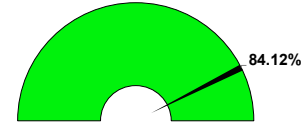


**Actual YTD Expenditures**



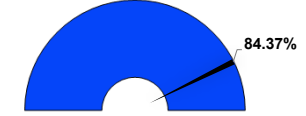
**Projected YTD Expenditures**  
100.00%

**Actual YTD Instruction**



**Projected YTD Instruction**  
100.00%

**Actual YTD Payroll Costs**



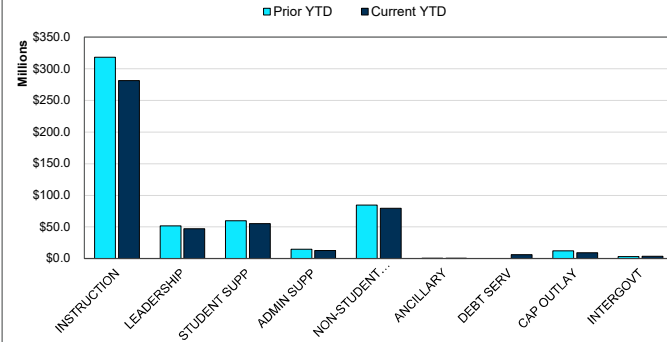
**Projected YTD Payroll Costs**  
100.00%

**Top 10 Expenditures by Function Year-to-Date**

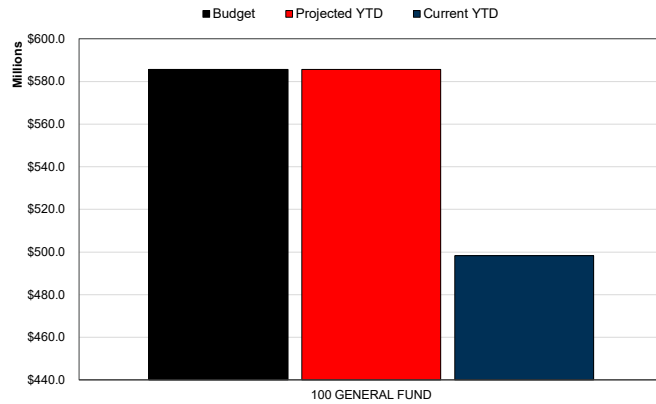
Instruction	\$267,988,739
Plant Maint/Operations	\$60,413,587
School Leadership	\$39,250,863
Guidance/Counsel/Eval Svs	\$23,421,912
Student Transportation	\$18,984,543
General Administration	\$12,760,397
Data Processing Svs	\$12,422,020
Facilities Acq/Construct	\$9,490,563
Instructional Leadership	\$7,978,081
Cocurr/Extracurr Activity	\$7,794,229

**Percent of Total Expenditures YTD** 92.42%

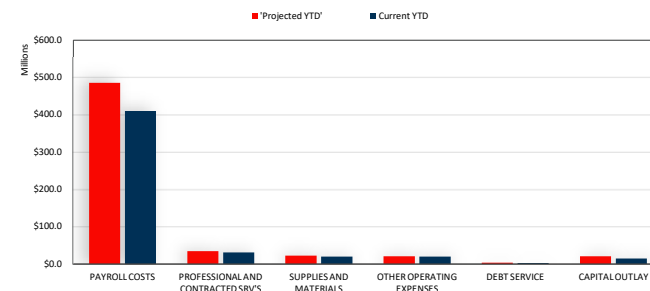
**Expenditures by Function**



**Expenditure Comparison**



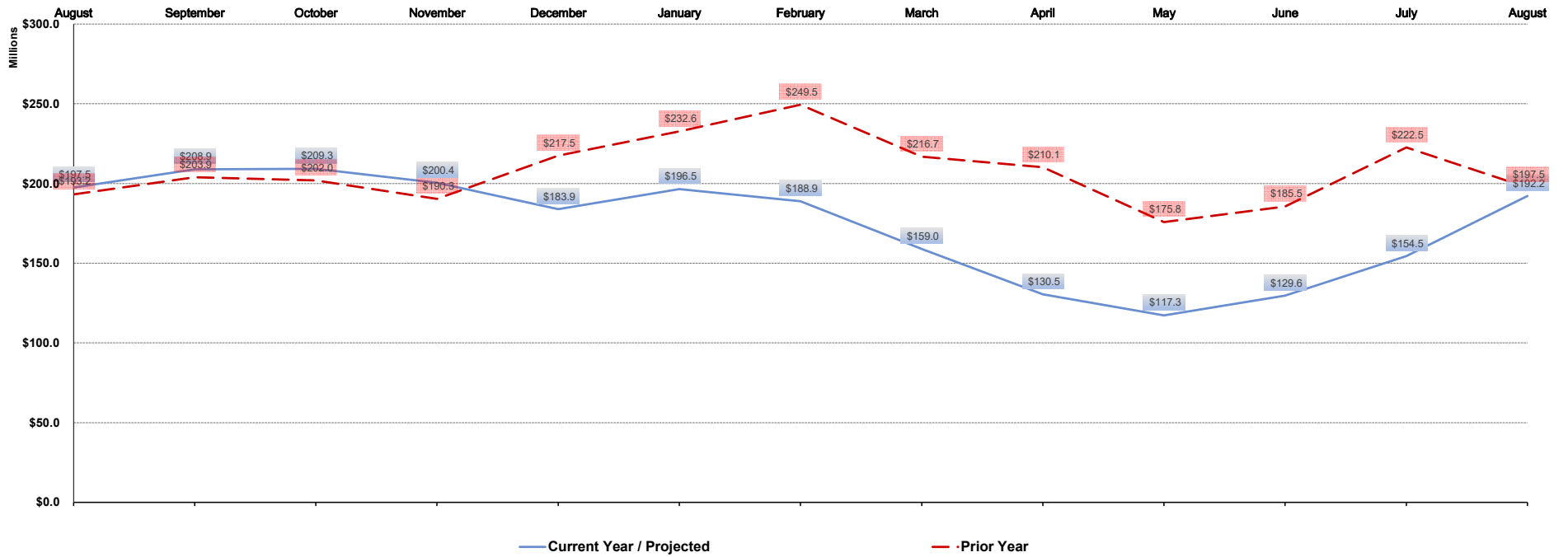
**Expenditures by Object**





## General Fund

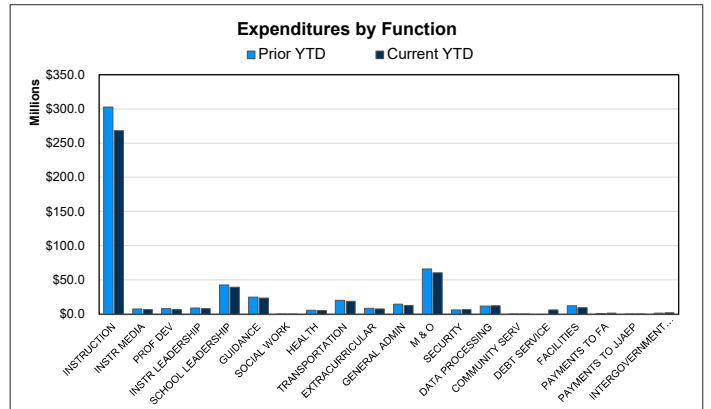
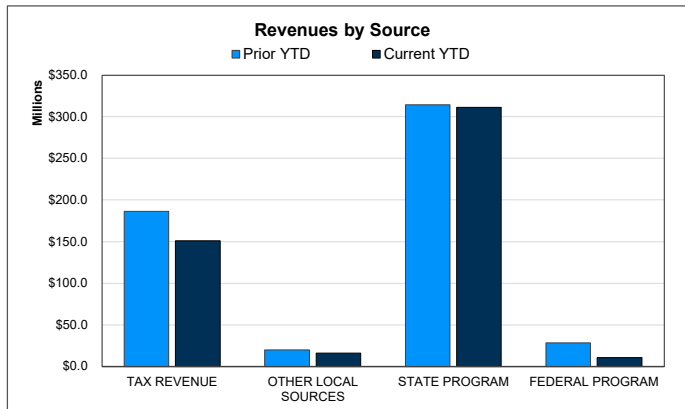
For the Period Ending August 31, 2024



## General Fund | Function Financial Summary

For the Period Ending August 31, 2024

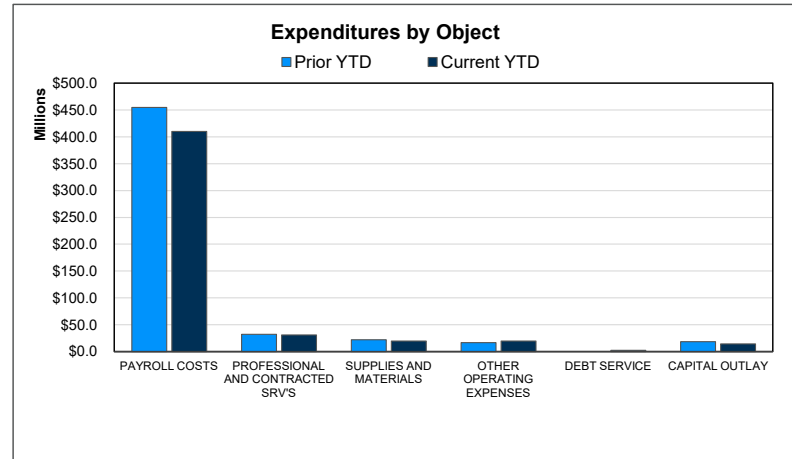
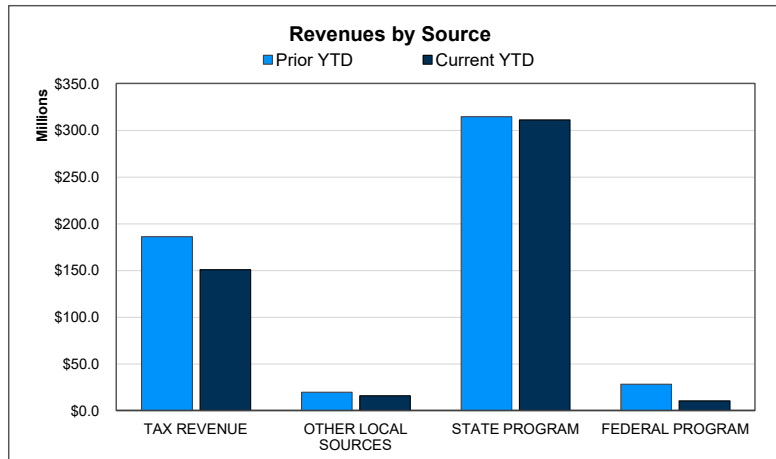
	Prior YTD	Prior Year Actual	YTD % of PY Actual	Current YTD	Annual Budget	YTD % of Budget
<b>REVENUES</b>						
Tax Revenue	\$186,235,740	\$186,235,740	100.00%	\$151,060,992	\$177,258,044	85.22%
Other Local Sources	19,683,615	19,683,615	100.00%	16,061,837	8,203,023	195.80%
State Program	314,558,452	314,558,452	100.00%	311,180,537	330,383,535	94.19%
Federal Program	28,185,861	28,185,861	100.00%	10,653,376	20,635,639	51.63%
<b>TOTAL REVENUE</b>	<b>\$548,663,668</b>	<b>\$548,663,668</b>	<b>100.00%</b>	<b>\$488,956,742</b>	<b>\$536,480,241</b>	<b>91.14%</b>
<b>EXPENDITURES FUNCTIONS</b>						
Instruction	\$302,551,374	\$302,551,374	100.00%	\$267,988,739	\$318,570,352	84.12%
Instructional Media	7,554,919	7,554,919	100.00%	6,824,137	8,337,869	81.85%
Curriculum & Personnel Development	8,080,613	8,080,613	100.00%	6,750,141	8,117,028	83.16%
Instructional Leadership	8,969,436	8,969,436	100.00%	7,978,081	10,155,086	78.56%
School Leadership	42,584,658	42,584,658	100.00%	39,250,863	44,704,289	87.80%
Guidance & Counseling	24,969,655	24,969,655	100.00%	23,421,912	26,824,290	87.32%
Social Work Services	177,571	177,571	100.00%	199,990	491,349	40.70%
Health Services	5,760,898	5,760,898	100.00%	5,080,034	6,474,475	78.46%
Pupil Transportation	20,303,617	20,303,617	100.00%	18,984,543	22,502,938	84.36%
Extracurricular Activities	8,574,287	8,574,287	100.00%	7,794,229	9,370,902	83.17%
General Administration	14,708,591	14,708,591	100.00%	12,760,397	14,757,290	86.47%
Plant Maintenance & Operations	66,166,786	66,166,786	100.00%	60,413,587	66,912,316	90.29%
Security & Monitoring Services	6,353,244	6,353,244	100.00%	6,847,115	7,982,484	85.78%
Data Processing Services	12,001,218	12,001,218	100.00%	12,422,020	14,024,716	88.57%
Community Service	210,977	210,977	100.00%	204,348	514,483	39.72%
Debt Service	0	0		6,297,263	8,926,529	70.55%
Facilities Acq. & Construction	12,384,387	12,384,387	100.00%	9,490,563	13,296,109	71.38%
Payments to Fiscal Agent	1,222,504	1,222,504	100.00%	1,476,282	1,476,282	100.00%
Payments to JJAEP Programs	174,347	174,347	100.00%	73,780	200,000	36.89%
Other Intergovernmental Charges	1,620,514	1,620,514	100.00%	2,020,099	2,020,099	100.00%
<b>TOTAL EXPENDITURES</b>	<b>\$544,370,374</b>	<b>\$544,370,374</b>	<b>100.00%</b>	<b>\$496,278,123</b>	<b>\$585,658,886</b>	<b>84.74%</b>
<b>SURPLUS / (DEFICIT)</b>	<b>\$4,293,294</b>	<b>\$4,293,294</b>		<b>(\$7,321,381)</b>	<b>(\$49,178,645)</b>	
<b>OTHER FINANCING SOURCES / (USES)</b>						
Other Financing Sources	\$0	\$0		\$4,016,675	\$6,056,020	
Other Financing Uses	0	0		(2,000,000)	0	
<b>TOTAL OTHER FINANCING SOURCES / (USES)</b>	<b>\$0</b>	<b>\$0</b>		<b>\$2,016,675</b>	<b>\$6,056,020</b>	
<b>NET CHANGE IN FUND BALANCE</b>	<b>\$4,293,294</b>	<b>\$4,293,294</b>		<b>(\$5,304,706)</b>	<b>(\$43,122,625)</b>	
<b>ENDING FUND BALANCE</b>	<b>\$197,513,758</b>	<b>\$197,513,758</b>		<b>\$192,209,053</b>	<b>\$154,391,133</b>	



# General Fund | Object Financial Summary

For the Period Ending August 31, 2024

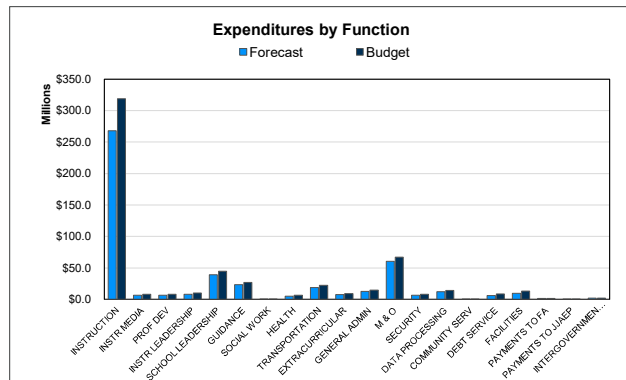
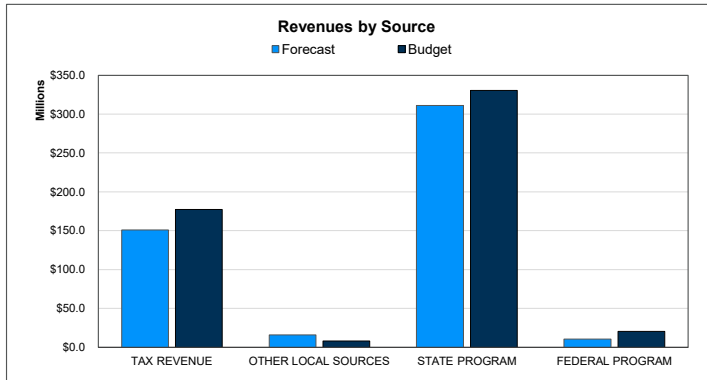
	Prior YTD	Prior Year Actual	YTD % of PY Actual	Current YTD	Annual Budget	YTD % of Budget
<b>REVENUES</b>						
Tax Revenue	\$186,235,740	\$186,235,740	100.00%	\$151,060,992	\$177,258,044	85.22%
Other Local Sources	19,683,615	19,683,615	100.00%	16,061,837	8,203,023	195.80%
State Program	314,558,452	314,558,452	100.00%	311,180,537	330,383,535	94.19%
Federal Program	28,185,861	28,185,861	100.00%	10,653,376	20,635,639	51.63%
<b>TOTAL REVENUE</b>	<b>\$548,663,668</b>	<b>\$548,663,668</b>	<b>100.00%</b>	<b>\$488,956,742</b>	<b>\$536,480,241</b>	<b>91.14%</b>
<b>EXPENDITURES OBJECTS</b>						
Payroll Costs	\$454,852,772	\$454,852,772	100.00%	\$409,885,279	\$485,825,052	84.37%
Professional and Contracted Services	32,408,785	32,408,785	100.00%	30,748,307	33,763,963	91.07%
Supplies and Materials	22,098,632	22,098,632	100.00%	19,464,061	22,112,057	88.02%
Other Operating Expenses	16,621,060	16,621,060	100.00%	19,657,482	20,587,749	95.48%
Debt Service	0	0		2,280,588	2,870,509	79.45%
Capital Outlay	18,389,125	18,389,125	100.00%	14,242,406	20,499,556	69.48%
<b>TOTAL EXPENDITURES</b>	<b>\$544,370,374</b>	<b>\$544,370,374</b>	<b>100.00%</b>	<b>\$496,278,123</b>	<b>\$585,658,886</b>	<b>84.74%</b>
<b>SURPLUS / (DEFICIT)</b>	<b>\$4,293,294</b>	<b>\$4,293,294</b>		<b>(\$7,321,381)</b>	<b>(\$49,178,645)</b>	
<b>OTHER FINANCING SOURCES / (USES)</b>						
Other Financing Sources	\$0	\$0		\$4,016,675	\$6,056,020	
Other Financing Uses	0	0		(2,000,000)	0	
<b>TOTAL OTHER FINANCING SOURCES / (USES)</b>	<b>\$0</b>	<b>\$0</b>		<b>\$2,016,675</b>	<b>\$6,056,020</b>	
<b>NET CHANGE IN FUND BALANCE</b>	<b>\$4,293,294</b>	<b>\$4,293,294</b>		<b>(\$5,304,706)</b>	<b>(\$43,122,625)</b>	
<b>ENDING FUND BALANCE</b>	<b>\$197,513,758</b>	<b>\$197,513,758</b>		<b>\$192,209,053</b>	<b>\$154,391,133</b>	



# General Fund | Function Financial Forecast

For the Period Ending August 31, 2024

	Prior YTD	Current YTD	Add: Projections	Annual Forecast	Annual Budget	Variance Fav / (Unfav)
<b>REVENUES</b>						
Tax Revenue	\$186,235,740	\$151,060,992	\$0	\$151,060,992	\$177,258,044	(\$26,197,052)
Other Local Sources	19,683,615	16,061,837	0	16,061,837	8,203,023	7,858,814
State Program	314,558,452	311,180,537	0	311,180,537	330,383,535	(19,202,998)
Federal Program	28,185,861	10,653,376	0	10,653,376	20,635,639	(9,982,263)
<b>TOTAL REVENUE</b>	<b>\$548,663,668</b>	<b>\$488,956,742</b>	<b>\$0</b>	<b>\$488,956,742</b>	<b>\$536,480,241</b>	<b>(\$47,523,499)</b>
<b>EXPENDITURES FUNCTIONS</b>						
Instruction	\$302,551,374	\$267,988,739	\$0	\$267,988,739	\$318,570,352	\$50,581,613
Instructional Media	7,554,919	6,824,137	0	6,824,137	8,337,869	1,513,732
Curriculum & Personnel Development	8,080,613	6,750,141	0	6,750,141	8,117,028	1,366,887
Instructional Leadership	8,969,436	7,978,081	0	7,978,081	10,155,086	2,177,005
School Leadership	42,584,658	39,250,863	0	39,250,863	44,704,289	5,453,426
Guidance & Counseling	24,969,655	23,421,912	0	23,421,912	26,824,290	3,402,378
Social Work Services	177,571	199,990	0	199,990	491,349	291,359
Health Services	5,760,898	5,080,034	0	5,080,034	6,474,475	1,394,441
Pupil Transportation	20,303,617	18,984,543	0	18,984,543	22,502,938	3,518,395
Extracurricular Activities	8,574,287	7,794,229	0	7,794,229	9,370,902	1,576,673
General Administration	14,708,591	12,760,397	0	12,760,397	14,757,290	1,996,893
Plant Maintenance & Operations	66,166,786	60,413,587	0	60,413,587	66,912,316	6,498,729
Security & Monitoring Services	6,353,244	6,847,115	0	6,847,115	7,982,484	1,135,369
Data Processing Services	12,001,218	12,422,020	0	12,422,020	14,024,716	1,602,696
Community Service	210,977	204,348	0	204,348	514,483	310,135
Debt Service	0	6,297,263	0	6,297,263	8,926,529	2,629,266
Facilities Acq. & Construction	12,384,387	9,490,563	0	9,490,563	13,296,109	3,805,546
Payments to Fiscal Agent	1,222,504	1,476,282	0	1,476,282	1,476,282	0
Payments to JJAEP Programs	174,347	73,780	0	73,780	200,000	126,220
Other Intergovernmental Charges	1,620,514	2,020,099	0	2,020,099	2,020,099	0
<b>TOTAL EXPENDITURES</b>	<b>\$544,370,374</b>	<b>\$496,278,123</b>	<b>\$0</b>	<b>\$496,278,123</b>	<b>\$585,658,886</b>	<b>\$89,380,763</b>
<b>SURPLUS / (DEFICIT)</b>	<b>\$4,293,295</b>	<b>(\$7,321,380)</b>	<b>\$0</b>	<b>(\$7,321,380)</b>	<b>(\$49,178,645)</b>	<b>\$41,857,264</b>
<b>OTHER FINANCING SOURCES / (USES)</b>						
Other Financing Sources	\$0	\$4,016,675	\$0	\$4,016,675	\$6,056,020	(\$2,039,345)
Other Financing Uses	0	(2,000,000)	0	(2,000,000)	0	2,000,000
<b>TOTAL OTHER FINANCING SOURCES / (USES)</b>	<b>\$0</b>	<b>\$2,016,675</b>	<b>\$0</b>	<b>\$2,016,675</b>	<b>\$6,056,020</b>	<b>(\$39,345)</b>
<b>NET CHANGE IN FUND BALANCE</b>	<b>\$4,293,295</b>	<b>(\$5,304,705)</b>	<b>\$0</b>	<b>(\$5,304,705)</b>	<b>(\$43,122,625)</b>	<b>\$41,817,919</b>
<b>ENDING FUND BALANCE</b>	<b>\$197,513,758</b>	<b>\$192,209,053</b>	<b>\$0</b>	<b>\$192,209,053</b>	<b>\$154,391,133</b>	<b>\$37,817,920</b>

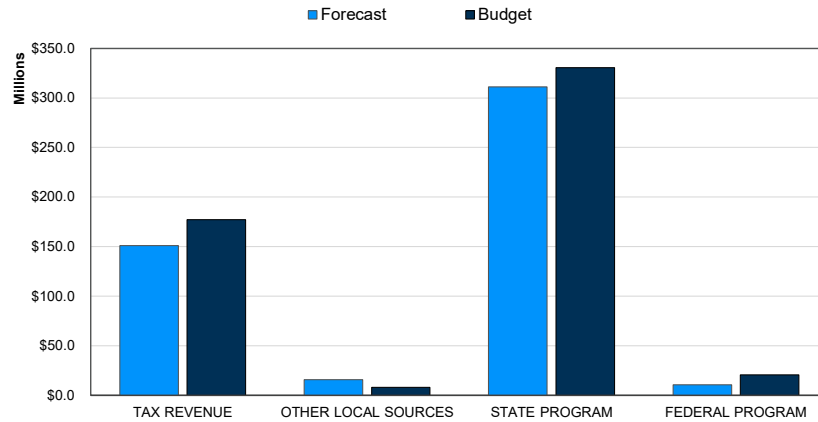


# General Fund | Object Financial Forecast

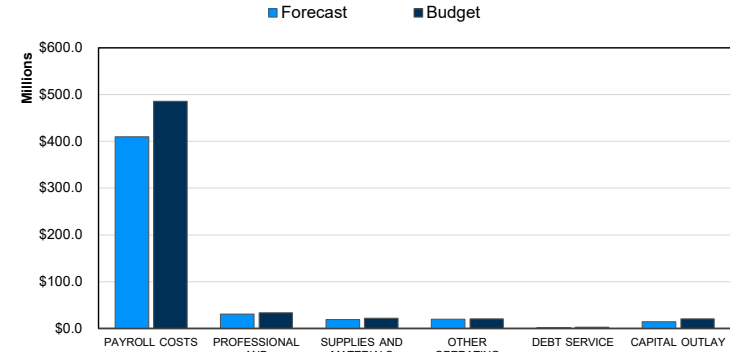
For the Period Ending August 31, 2024

	Prior YTD	Current YTD	Add: Projections	Annual Forecast	Annual Budget	Variance Fav / (Unfav)
<b>REVENUES</b>						
Tax Revenue	\$186,235,740	\$151,060,992	\$0	\$151,060,992	\$177,258,044	(\$26,197,052)
Other Local Sources	19,683,615	16,061,837	0	16,061,837	8,203,023	7,858,814
State Program	314,558,452	311,180,537	0	311,180,537	330,383,535	(19,202,998)
Federal Program	28,185,861	10,653,376	0	10,653,376	20,635,639	(9,982,263)
<b>TOTAL REVENUE</b>	<b>\$548,663,668</b>	<b>\$488,956,742</b>	<b>\$0</b>	<b>\$488,956,742</b>	<b>\$536,480,241</b>	<b>(\$47,523,499)</b>
<b>EXPENDITURES OBJECTS</b>						
Payroll Costs	\$454,852,772	\$409,885,279	\$0	\$409,885,279	\$485,825,052	\$75,939,773
Professional and Contracted Services	32,408,785	30,748,307	0	30,748,307	33,763,963	\$3,015,656
Supplies and Materials	22,098,632	19,464,061	0	19,464,061	22,112,057	\$2,647,996
Other Operating Expenses	16,621,060	19,657,482	0	19,657,482	20,587,749	\$930,267
Debt Service	0	2,280,588	0	2,280,588	2,870,509	589,921
Capital Outlay	18,389,125	14,242,406	0	14,242,406	20,499,556	\$6,257,150
<b>TOTAL EXPENDITURES</b>	<b>\$544,370,374</b>	<b>\$496,278,123</b>	<b>\$0</b>	<b>\$496,278,123</b>	<b>\$585,658,886</b>	<b>\$89,380,763</b>
<b>SURPLUS / (DEFICIT)</b>	<b>\$4,293,295</b>	<b>(\$7,321,380)</b>	<b>\$0</b>	<b>(\$7,321,380)</b>	<b>(\$49,178,645)</b>	<b>\$41,857,264</b>
<b>OTHER FINANCING SOURCES / (USES)</b>						
Other Financing Sources	\$0	\$4,016,675	\$0	\$4,016,675	\$6,056,020	(\$2,039,345)
Other Financing Uses	0	(2,000,000)	0	(2,000,000)	0	2,000,000
<b>TOTAL OTHER FINANCING SOURCES / (USES)</b>	<b>\$0</b>	<b>\$2,016,675</b>	<b>\$0</b>	<b>\$2,016,675</b>	<b>\$6,056,020</b>	<b>(\$39,345)</b>
<b>NET CHANGE IN FUND BALANCE</b>	<b>\$4,293,295</b>	<b>(\$5,304,705)</b>	<b>\$0</b>	<b>(\$5,304,705)</b>	<b>(\$43,122,625)</b>	<b>\$41,817,919</b>
<b>ENDING FUND BALANCE</b>	<b>\$197,513,758</b>	<b>\$192,209,053</b>	<b>\$0</b>	<b>\$192,209,053</b>	<b>\$154,391,133</b>	<b>\$37,817,920</b>

Revenues by Source



Expenditures by Object



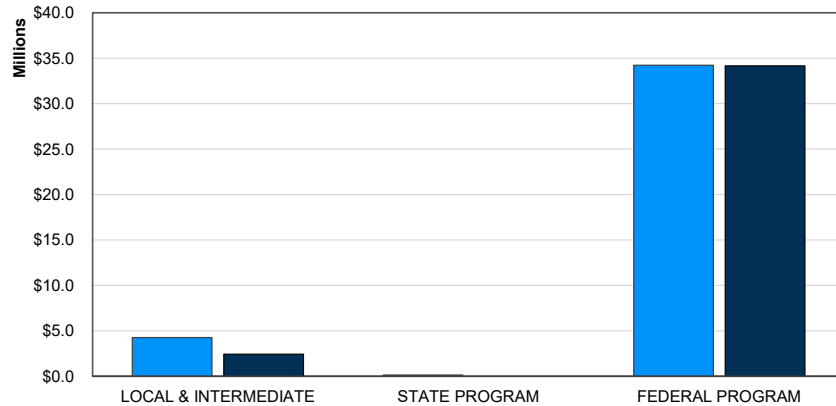
# Food Service Fund | Financial Summary

For the Period Ending August 31, 2024

	Prior YTD	Prior Year Actual	YTD % of PY Actual	Current YTD	Annual Budget	YTD % of Budget
<b>REVENUES</b>						
Local & Intermediate	\$4,254,422	\$4,254,422	100.00%	\$2,429,345	\$3,542,000	68.59%
State Program	152,126	152,126	100.00%	0	200,000	0.00%
Federal Program	34,236,884	34,236,884	100.00%	34,165,319	40,214,066	84.96%
<b>TOTAL REVENUE</b>	<b>\$38,643,432</b>	<b>\$38,643,432</b>	<b>100.00%</b>	<b>\$36,594,664</b>	<b>\$43,956,066</b>	<b>83.25%</b>
<b>EXPENDITURES</b>						
Food Services	\$35,609,172	\$35,609,172	100.00%	\$32,907,872	\$43,938,566	74.90%
Plant Maintenance & Operations	6,352	6,352	100.00%	8,089	10,000	80.89%
<b>TOTAL EXPENDITURES</b>	<b>\$37,063,508</b>	<b>\$37,063,508</b>	<b>100.00%</b>	<b>\$32,915,961</b>	<b>\$44,194,266</b>	<b>74.48%</b>
<b>SURPLUS / (DEFICIT)</b>	<b>\$1,579,924</b>	<b>\$1,579,924</b>		<b>\$3,678,703</b>	<b>(\$238,200)</b>	
<b>NET CHANGE IN FUND BALANCE</b>	<b>\$1,579,924</b>	<b>\$1,579,924</b>		<b>\$3,678,703</b>	<b>(\$238,200)</b>	
<b>ENDING FUND BALANCE</b>	<b>\$13,219,276</b>	<b>\$13,219,276</b>		<b>\$16,897,978</b>	<b>\$12,981,076</b>	

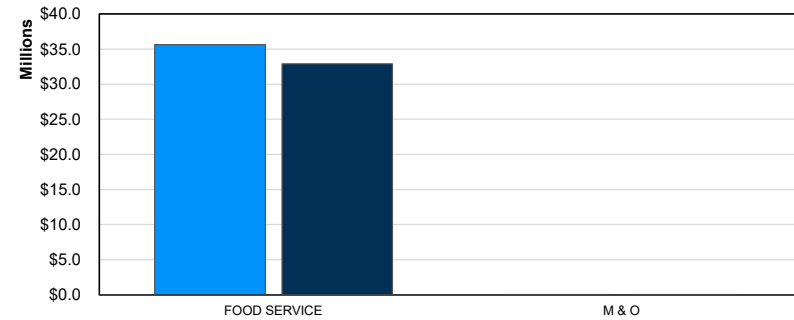
Revenues by Source

■ Prior YTD ■ Current YTD



Expenditures by Function

■ Prior YTD ■ Current YTD

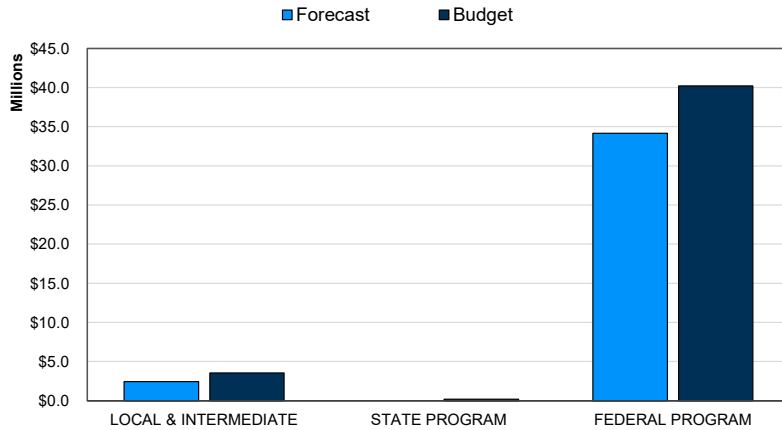


## Food Service Fund | Financial Forecast

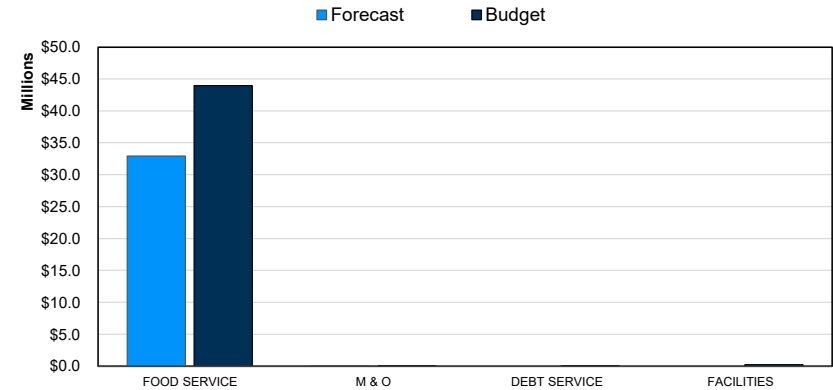
For the Period Ending August 31, 2024

	Prior YTD	Current YTD	Add: Projections	Annual Forecast	Annual Budget	Variance Fav / (Unfav)
<b>REVENUES</b>						
Local & Intermediate	\$4,254,422	\$2,429,345	\$0	\$2,429,345	\$3,542,000	(\$1,112,655)
State Program	152,126	0	0	0	200,000	(200,000)
Federal Program	34,236,884	34,165,319	0	34,165,319	40,214,066	(6,048,747)
<b>TOTAL REVENUE</b>	<b>\$38,643,432</b>	<b>\$36,594,663</b>	<b>\$0</b>	<b>\$36,594,663</b>	<b>\$43,956,066</b>	<b>(\$7,361,403)</b>
<b>EXPENDITURES</b>						
Food Services	\$35,609,172	\$32,907,872	\$0	\$32,907,872	\$43,938,566	\$11,030,694
Plant Maintenance & Operations	6,352	8,089	0	8,089	10,000	1,911
Debt Service	0	0	0	0	7,500	7,500
Facilities Acq. & Construction	1,447,984	0	0	0	238,200	238,200
<b>TOTAL EXPENDITURES</b>	<b>\$37,063,507</b>	<b>\$32,915,961</b>	<b>\$0</b>	<b>\$32,915,961</b>	<b>\$44,194,266</b>	<b>\$11,278,305</b>
<b>SURPLUS / (DEFICIT)</b>	<b>\$1,579,925</b>	<b>\$3,678,702</b>	<b>\$0</b>	<b>\$3,678,702</b>	<b>(\$238,200)</b>	<b>\$3,916,902</b>
<b>NET CHANGE IN FUND BALANCE</b>	<b>\$1,579,925</b>	<b>\$3,678,702</b>	<b>\$0</b>	<b>\$3,678,702</b>	<b>(\$238,200)</b>	<b>\$3,916,902</b>
<b>ENDING FUND BALANCE</b>	<b>\$13,219,276</b>	<b>\$16,897,978</b>		<b>\$16,897,978</b>	<b>\$12,981,076</b>	<b>\$3,916,902</b>

Revenues by Source



Expenditures by Function



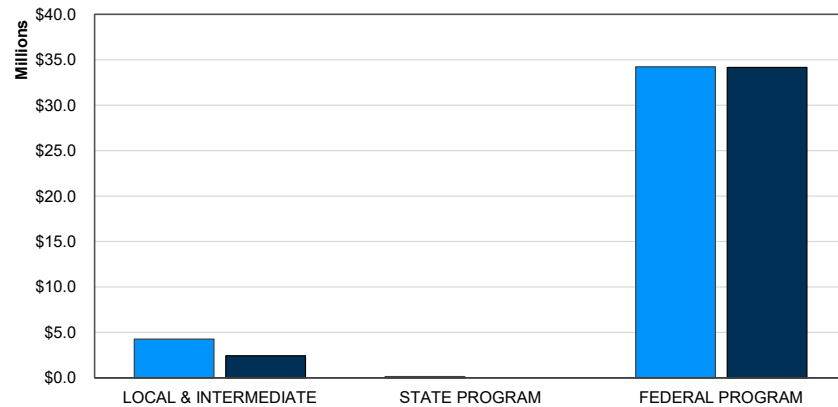
# Food Service Fund | Financial Summary

For the Period Ending August 31, 2024

	Prior YTD	Prior Year Actual	YTD % of PY Actual	Current YTD	Annual Budget	YTD % of Budget
<b>REVENUES</b>						
Local & Intermediate	\$4,254,422	\$4,254,422	100.00%	\$2,429,345	\$3,542,000	68.59%
State Program	152,126	152,126	100.00%	0	200,000	0.00%
Federal Program	34,236,884	34,236,884	100.00%	34,165,319	40,214,066	84.96%
<b>TOTAL REVENUE</b>	<b>\$38,643,432</b>	<b>\$38,643,432</b>	<b>100.00%</b>	<b>\$36,594,664</b>	<b>\$43,956,066</b>	<b>83.25%</b>
<b>EXPENDITURES</b>						
Payroll Costs	\$14,417,469	\$14,417,469	100.00%	\$13,998,067	\$19,067,100	73.41%
Professional and Contracted Services	459,580	459,580	100.00%	713,402	783,957	91.00%
Supplies and Materials	18,636,262	18,636,262	100.00%	17,208,395	22,525,123	76.40%
Other Operating Expenses	42,185	42,185	100.00%	47,867	88,000	54.39%
Debt Service	0	0		0	7,500	0.00%
Capital Outlay	3,508,012	3,508,012	100.00%	948,230	1,722,586	55.05%
<b>TOTAL EXPENDITURES</b>	<b>\$37,063,508</b>	<b>\$37,063,508</b>	<b>100.00%</b>	<b>\$32,915,961</b>	<b>\$44,194,266</b>	<b>74.48%</b>
<b>SURPLUS / (DEFICIT)</b>	<b>\$1,579,924</b>	<b>\$1,579,924</b>		<b>\$3,678,703</b>	<b>(\$238,200)</b>	
<b>NET CHANGE IN FUND BALANCE</b>	<b>\$1,579,924</b>	<b>\$1,579,924</b>		<b>\$3,678,703</b>	<b>(\$238,200)</b>	
<b>ENDING FUND BALANCE</b>	<b>\$13,219,276</b>	<b>\$13,219,276</b>		<b>\$16,897,978</b>	<b>\$12,981,076</b>	

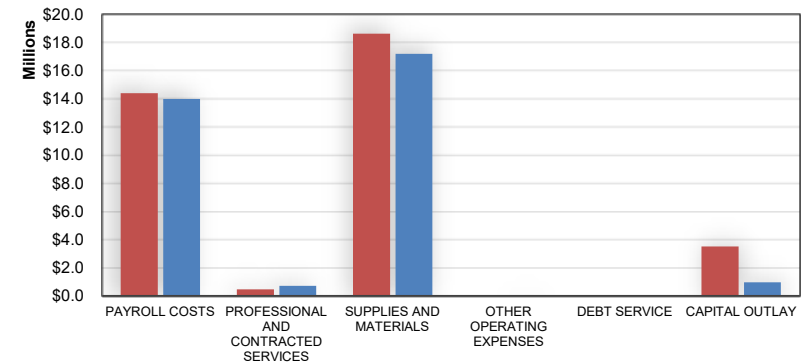
Revenues by Source

■ Prior YTD ■ Current YTD



Expenditures by Object

■ Prior YTD ■ Current YTD





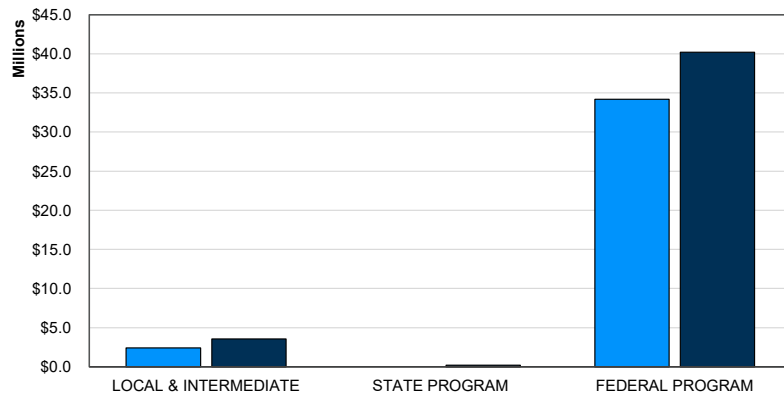
# Food Service Fund | Financial Forecast

For the Period Ending August 31, 2024

	Prior YTD	Current YTD	Add: Projections	Annual Forecast	Annual Budget	Variance Fav / (Unfav)
<b>REVENUES</b>						
Local & Intermediate	\$4,254,422	\$2,429,345	\$0	\$2,429,345	\$3,542,000	(\$1,112,655)
State Program	152,126	0	0	0	200,000	(200,000)
Federal Program	34,236,884	34,165,319	0	34,165,319	40,214,066	(6,048,747)
<b>TOTAL REVENUE</b>	<b>\$38,643,432</b>	<b>\$36,594,663</b>	<b>\$0</b>	<b>\$36,594,663</b>	<b>\$43,956,066</b>	<b>(\$7,361,403)</b>
<b>EXPENDITURES</b>						
Payroll Costs	\$14,417,469	\$13,998,067	\$0	\$13,998,067	\$19,067,100	\$5,069,033
Professional and Contracted Services	459,580	713,402	0	713,402	783,957	70,555
Supplies and Materials	18,636,262	17,208,395	0	17,208,395	22,525,123	5,316,729
Other Operating Expenses	42,185	47,867	0	47,867	88,000	40,133
Debt Service	0	0	0	0	7,500	7,500
Capital Outlay	3,508,012	948,230	0	948,230	1,722,586	774,357
<b>TOTAL EXPENDITURES</b>	<b>\$37,063,507</b>	<b>\$32,915,961</b>	<b>\$0</b>	<b>\$32,915,961</b>	<b>\$44,194,266</b>	<b>\$11,278,305</b>
<b>SURPLUS / (DEFICIT)</b>	<b>\$1,579,925</b>	<b>\$3,678,702</b>	<b>\$0</b>	<b>\$3,678,702</b>	<b>(\$238,200)</b>	<b>\$3,916,902</b>
<b>NET CHANGE IN FUND BALANCE</b>	<b>\$1,579,925</b>	<b>\$3,678,702</b>	<b>\$0</b>	<b>\$3,678,702</b>	<b>(\$238,200)</b>	<b>\$3,916,902</b>
<b>ENDING FUND BALANCE</b>	<b>\$13,219,276</b>	<b>\$16,897,978</b>		<b>\$16,897,978</b>	<b>\$12,981,076</b>	<b>\$3,916,902</b>

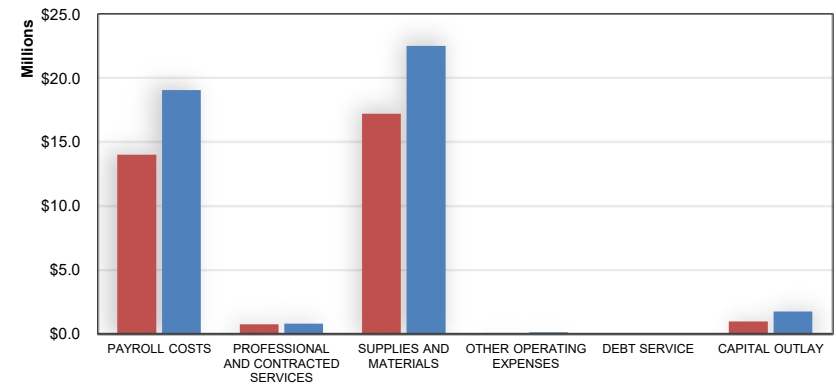
Revenues by Source

■ Forecast ■ Budget



Expenditures by Object

■ Forecast ■ Budget

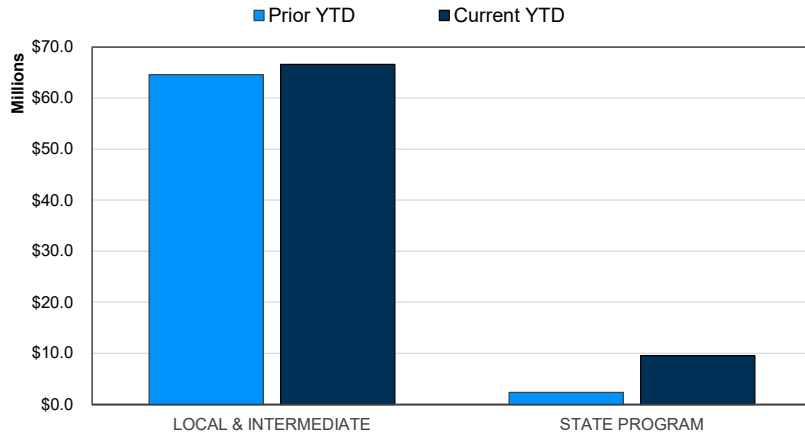


# Debt Service Fund | Financial Summary

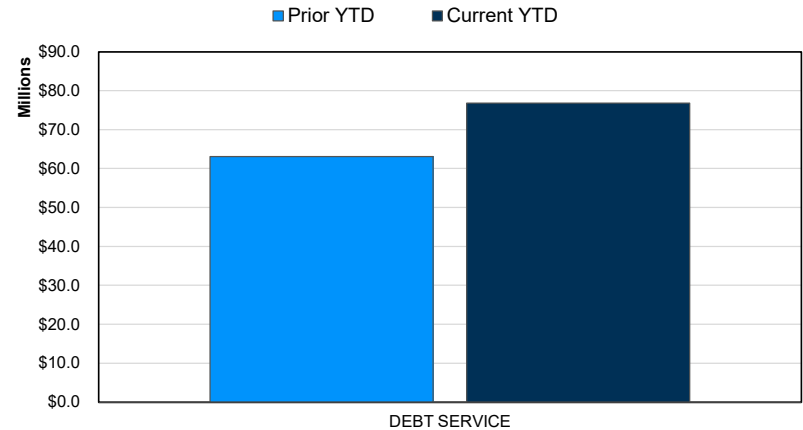
For the Period Ending August 31, 2024

	Prior YTD	Prior Year Actual	YTD % of PY Actual	Current YTD	Annual Budget	YTD % of Budget
<b>REVENUES</b>						
Local & Intermediate	\$64,587,395	\$64,587,395	100.00%	\$66,574,876	\$67,357,092	98.84%
State Program	2,348,871	2,348,871	100.00%	9,569,402	9,686,676	98.79%
<b>TOTAL REVENUE</b>	<b>\$66,936,266</b>	<b>\$66,936,266</b>	<b>100.00%</b>	<b>\$76,144,278</b>	<b>\$77,043,768</b>	<b>98.83%</b>
<b>EXPENDITURES</b>						
Debt Service	\$63,058,589	\$63,058,589	100.00%	\$76,805,401	\$83,777,092	91.68%
<b>TOTAL EXPENDITURES</b>	<b>\$63,058,589</b>	<b>\$63,058,589</b>	<b>100.00%</b>	<b>\$76,805,401</b>	<b>\$83,777,092</b>	<b>91.68%</b>
<b>SURPLUS / (DEFICIT)</b>	<b>\$3,877,677</b>	<b>\$3,877,677</b>		<b>(\$661,123)</b>	<b>(\$6,733,324)</b>	
<b>OTHER FINANCING SOURCES / (USES)</b>						
Other Financing Sources	\$104,851,774	\$104,851,774		\$216,387,067	\$216,123,000	
Other Financing Uses	(106,054,963)	(106,054,963)		(208,506,423)	(209,389,676)	
<b>TOTAL OTHER FINANCING SOURCES / (USES)</b>	<b>(\$1,203,189)</b>	<b>(\$1,203,189)</b>		<b>\$7,880,644</b>	<b>\$6,733,324</b>	
<b>NET CHANGE IN FUND BALANCE</b>	<b>\$2,674,488</b>	<b>\$2,674,488</b>		<b>\$7,219,521</b>	<b>\$0</b>	
<b>ENDING FUND BALANCE</b>	<b>\$35,760,938</b>	<b>\$35,760,938</b>		<b>\$42,980,460</b>	<b>\$35,760,938</b>	

Revenues by Source



Expenditures by Function

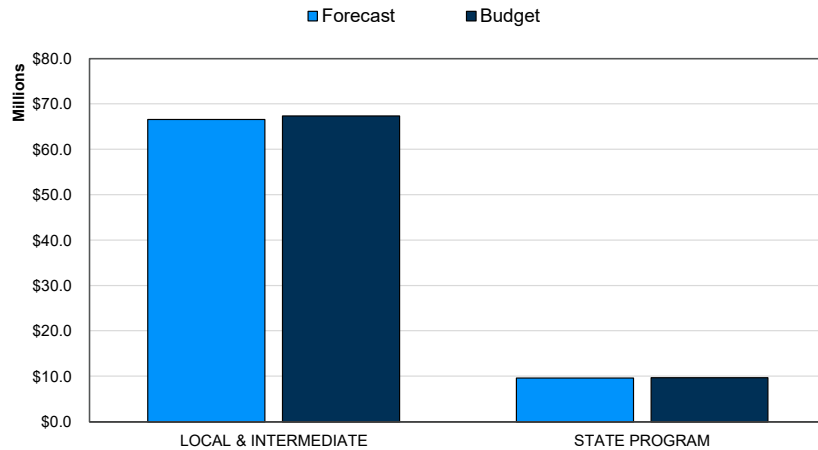


## Debt Service Fund | Financial Forecast

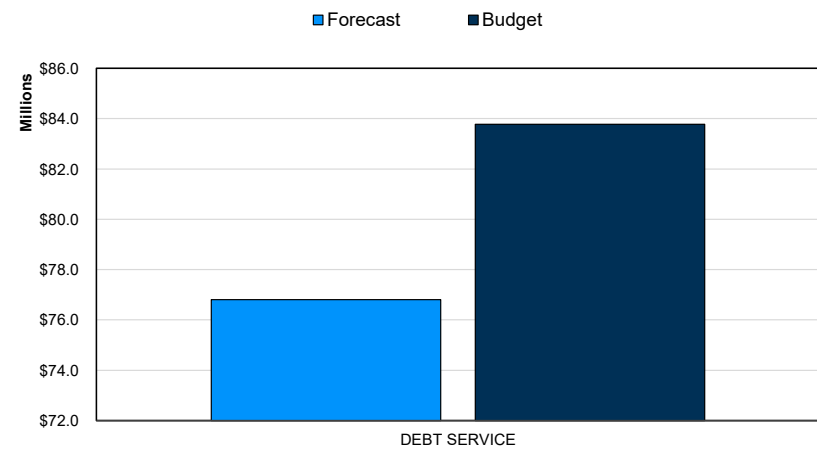
For the Period Ending August 31, 2024

	Prior YTD	Current YTD	Add: Projections	Annual Forecast	Annual Budget	Variance Fav / (Unfav)
<b>REVENUES</b>						
Local & Intermediate	\$64,587,395	\$66,574,876	\$0	\$66,574,876	\$67,357,092	(\$782,216)
State Program	2,348,871	9,569,402	0	9,569,402	9,686,676	(117,274)
<b>TOTAL REVENUE</b>	<b>\$66,936,266</b>	<b>\$76,144,278</b>	<b>\$0</b>	<b>\$76,144,278</b>	<b>\$77,043,768</b>	<b>(\$899,490)</b>
<b>EXPENDITURES</b>						
Debt Service	\$63,058,589	\$76,805,401	\$0	\$76,805,401	\$83,777,092	\$6,971,691
<b>TOTAL EXPENDITURES</b>	<b>\$63,058,589</b>	<b>\$76,805,401</b>	<b>\$0</b>	<b>\$76,805,401</b>	<b>\$83,777,092</b>	<b>\$6,971,691</b>
<b>SURPLUS / (DEFICIT)</b>	<b>\$3,877,677</b>	<b>(\$661,122)</b>	<b>\$0</b>	<b>(\$661,122)</b>	<b>(\$6,733,324)</b>	<b>\$6,072,201</b>
<b>OTHER FINANCING SOURCES / (USES)</b>						
Other Financing Sources	\$104,851,774	\$216,387,067	\$0	\$216,387,067	\$216,123,000	\$264,067
Other Financing Uses	(106,054,963)	(208,506,423)	0	(208,506,423)	(209,389,676)	(883,253)
<b>TOTAL OTHER FINANCING SOURCES / (USES)</b>	<b>(\$1,203,190)</b>	<b>\$7,880,644</b>	<b>\$0</b>	<b>\$7,880,644</b>	<b>\$6,733,324</b>	<b>(\$619,186)</b>
<b>NET CHANGE IN FUND BALANCE</b>	<b>\$2,674,487</b>	<b>\$7,219,522</b>	<b>\$0</b>	<b>\$7,219,522</b>	<b>\$0</b>	<b>\$5,453,015</b>
<b>ENDING FUND BALANCE</b>	<b>\$35,760,938</b>	<b>\$42,980,460</b>		<b>\$42,980,460</b>	<b>\$35,760,938</b>	<b>\$7,219,522</b>

Revenues by Source



Expenditures by Funtion



## Federal Funds | Financial Summary

For the Period Ending August 31, 2024

	Prior YTD	Prior Year Actual	YTD % of PY Actual	Current YTD	Annual Budget	YTD % of Budget
<b>EXPENDITURES</b>						
206 ESEA, Title X, Part C	\$119,078	\$119,078	100.00%	\$104,839	\$165,190	63.47%
211 ESEA, Title I, Part A	\$22,004,610	\$22,004,610	100.00%	\$20,439,873	\$54,859,596	37.26%
212 ESEA, Title I, Part C	\$122,636	\$122,636	100.00%	\$69,369	\$211,235	32.84%
224 IDEA - Part B, Formula	\$9,079,591	\$9,079,591	100.00%	\$8,375,616	\$17,469,090	47.95%
225 IDEA - Part B, Preschool	\$119,802	\$119,802	100.00%	\$105,913	\$290,365	36.48%
226 IDEA - Part B, Discretionary	\$320,936	\$320,936	100.00%	\$136,898	\$0	
244 CTE	\$884,580	\$884,580	100.00%	\$804,487	\$2,473,922	32.52%
255 ESEA, Title II, Part A	\$2,845,388	\$2,845,388	100.00%	\$2,365,791	\$9,300,619	25.44%
263 Title III, Part A	\$1,820,090	\$1,820,090	100.00%	\$1,820,110	\$4,827,328	37.70%
265 Title IV, Part B	\$1,438,476	\$1,438,476	100.00%	\$1,693,048	\$4,797,566	35.29%
278 ESSER - Homeless Children and Youth	\$64,340	\$64,340	100.00%	\$30,053	\$213,634	14.07%
279 TCLAS-ESSER III	\$707,326	\$707,326	100.00%	\$476,560	\$1,568,700	30.38%
280 ARP ESSER III-Homeless II	\$193,377	\$193,377	100.00%	\$505,366	\$737,956	68.48%
281 ESSER II - CRRSA	\$7,928,081	\$7,928,081	100.00%	\$0	\$55,913,108	0.00%
282 ESSER III - ARP	\$59,773,244	\$59,773,244	100.00%	\$42,746,401	\$127,776,645	33.45%
284 IDEA-B Formula-ARP	\$1,692,793	\$1,692,793	100.00%	\$13,542	\$4,307,771	0.31%
285 IDEA-B Preschool-ARP	\$62,777	\$62,777	100.00%	\$0	\$184,363	0.00%
288 Department of Justice COPS/STOP	\$2,757,865	\$2,757,865	100.00%	\$1,533,566	\$5,984,335	25.63%
289 Federally Funded Special Revenue Funds	\$2,221,457	\$2,221,457	100.00%	\$2,065,477	\$6,897,784	29.94%
<b>TOTAL EXPENDITURES</b>	<b>\$114,156,447</b>	<b>\$114,156,447</b>	<b>100.00%</b>	<b>\$83,286,909</b>	<b>\$297,979,206</b>	<b>27.95%</b>

## State Funds | Financial Summary

For the Period Ending August 31, 2024

	Prior YTD	Prior Year Actual	YTD % of PY Actual	Current YTD	Annual Budget	YTD % of Budget
<b>EXPENDITURES</b>						
315 SSA - IDEA - Part B, Discretionary	\$62,095	\$62,095	100.00%	\$61,567	\$73,336	83.95%
410 State Instructional Materials	\$1,141,981	\$1,141,981	100.00%	\$4,540,504	\$6,445,894	70.44%
427 Truancy Intervention	\$260,660	\$260,660	100.00%	\$142,216	\$408,149	34.84%
429 State-Funded Special Revenues Funds	\$253,707	\$253,707	100.00%	\$1,953,124	\$6,018,108	32.45%
435 SSA - Regional Day School for the Deaf	\$644,558	\$644,558	100.00%	\$484,638	\$641,520	75.55%
458 DEAF Ed	\$986,706	\$986,706	100.00%	\$907,994	\$2,838,942	31.98%
<b>TOTAL EXPENDITURES</b>	<b>\$3,357,669</b>	<b>\$3,357,669</b>	<b>100.00%</b>	<b>\$8,090,043</b>	<b>\$16,425,949</b>	<b>49.25%</b>

## Capital Projects | Financial Summary

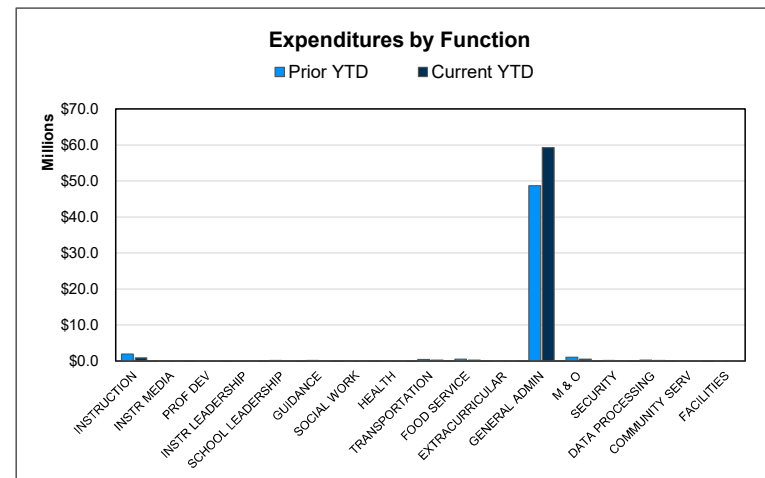
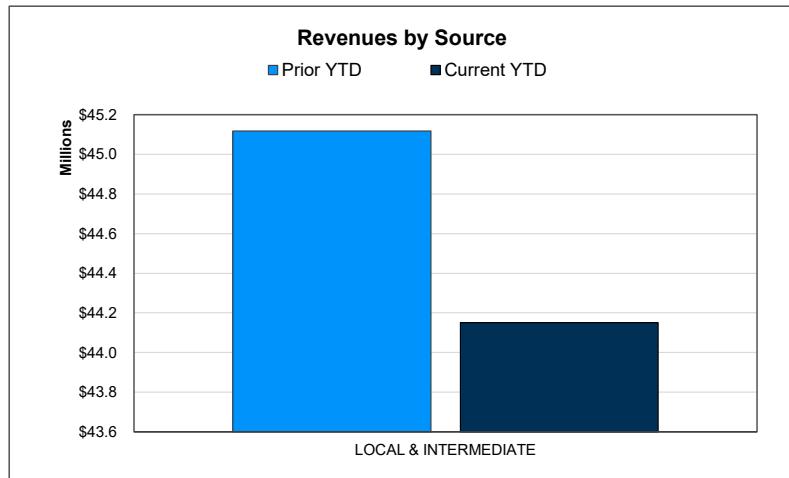
For the Period Ending August 31, 2024

	Prior YTD	Prior Year Actual	YTD % of PY Actual	Current YTD	Annual Budget	YTD % of Budget
<b>EXPENDITURES</b>						
637 2011 Bond	\$0	\$0		\$61,828	\$174,652	35.40%
639 2014 Bond	\$0	\$0		\$0	\$173,024	0.00%
640 2014 Bond	\$0	\$0		\$0	\$2,211,146	0.00%
641 2017 Bond	\$16,960,144	\$16,960,144	100.00%	\$9,595,604	\$73,937,831	12.98%
642 2022 Bond	\$32,778,834	\$32,778,834	100.00%	\$50,527,290	\$310,755,989	16.26%
690 Bond Year End Entries	\$0	\$0		(\$5,411,897)	\$0	
693 Pay As You Go Bond	\$0	\$0		\$0	\$28,482	0.00%
695 Adm Building 2020	\$22,063,704	\$22,063,704	100.00%	\$4,879,686	\$36,097,552	13.52%
696 Softball Complex Replacement	\$0	\$0		\$717,765	\$19,000,000	3.78%
<b>TOTAL EXPENDITURES</b>	<b>\$71,802,681</b>	<b>\$71,802,681</b>	<b>100.00%</b>	<b>\$60,370,275</b>	<b>\$442,378,676</b>	<b>13.65%</b>

# Proprietary Fund | Financial Summary

For the Period Ending August 31, 2024

	Prior YTD	Prior Year Actual	YTD % of PY Actual	Current YTD	Annual Budget	YTD % of Budget
<b>REVENUES</b>						
Local & Intermediate	\$45,118,713	\$45,118,713	100.00%	\$44,149,951	\$0	
<b>TOTAL REVENUE</b>	<b>\$45,118,713</b>	<b>\$45,118,713</b>	<b>100.00%</b>	<b>\$44,149,951</b>	<b>\$0</b>	
<b>EXPENDITURES</b>						
Instruction	\$1,924,572	\$1,924,572	100.00%	\$884,405	\$0	
Instructional Media	24,360	24,360	100.00%	9,793	0	
Curriculum & Personnel Development	23,667	23,667	100.00%	9,342	0	
Instructional Leadership	37,260	37,260	100.00%	13,774	0	
School Leadership	141,282	141,282	100.00%	61,054	0	
Guidance & Counseling	100,571	100,571	100.00%	46,061	0	
Social Work Services	1,397	1,397	100.00%	844	0	
Health Services	20,942	20,942	100.00%	8,256	0	
Pupil Transportation	428,852	428,852	100.00%	190,073	0	
Food Services	510,091	510,091	100.00%	226,547	0	
Extracurricular Activities	14,959	14,959	100.00%	6,939	0	
General Administration	48,689,032	48,689,032	100.00%	59,284,267	0	
Plant Maintenance & Operations	1,028,062	1,028,062	100.00%	459,888	0	
Security & Monitoring Services	174,764	174,764	100.00%	82,122	0	
Data Processing Services	257,233	257,233	100.00%	107,814	0	
Community Service	473	473	100.00%	144	0	
Facilities Acq. & Construction	3,759	3,759	100.00%	1,615	0	
<b>TOTAL EXPENDITURES</b>	<b>\$53,381,276</b>	<b>\$53,381,276</b>	<b>100.00%</b>	<b>\$61,392,938</b>	<b>\$0</b>	
<b>SURPLUS / (DEFICIT)</b>	<b>(\$8,262,563)</b>	<b>(\$8,262,563)</b>		<b>(\$17,242,987)</b>	<b>\$0</b>	
<b>NET CHANGE IN FUND BALANCE</b>	<b>(\$8,262,563)</b>	<b>(\$8,262,563)</b>		<b>(\$17,242,987)</b>	<b>\$0</b>	
<b>ENDING FUND BALANCE</b>	<b>(\$7,453,217)</b>	<b>(\$7,453,217)</b>		<b>(\$24,696,203)</b>	<b>(\$7,453,217)</b>	

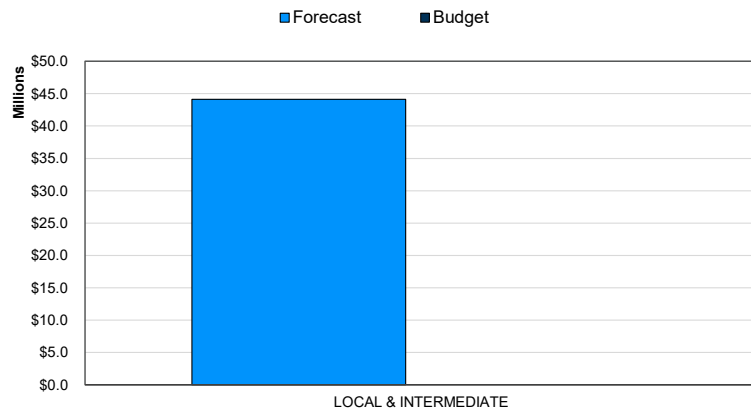


# Proprietary Fund | Financial Forecast

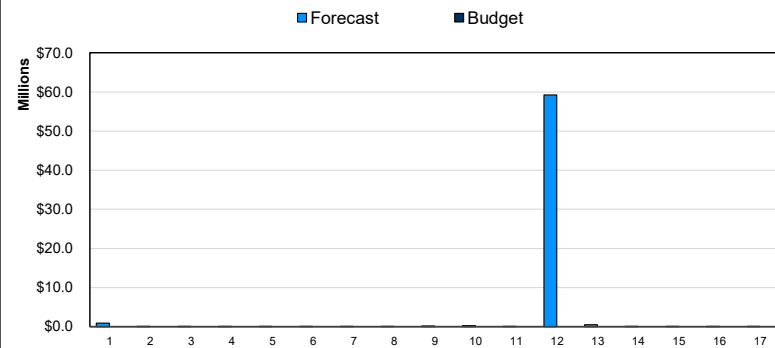
For the Period Ending August 31, 2024

	Prior YTD	Current YTD	Add: Projections	Annual Forecast	Annual Budget	Variance Fav / (Unfav)
<b>REVENUES</b>						
Local & Intermediate	\$45,118,713	\$44,149,951	\$0	\$44,149,951	\$0	\$44,149,951
<b>TOTAL REVENUE</b>	<b>\$45,118,713</b>	<b>\$44,149,951</b>	<b>\$0</b>	<b>\$44,149,951</b>	<b>\$0</b>	<b>\$44,149,951</b>
<b>EXPENDITURES</b>						
Instruction	\$1,924,572	\$884,405	\$0	\$884,405	\$0	(\$884,405)
Instructional Media	24,360	9,793	0	9,793	0	(9,793)
Curriculum & Personnel Development	23,667	9,342	0	9,342	0	(9,342)
Instructional Leadership	37,260	13,774	0	13,774	0	(13,774)
School Leadership	141,282	61,054	0	61,054	0	(61,054)
Guidance & Counseling	100,571	46,061	0	46,061	0	(46,061)
Social Work Services	1,397	844	0	844	0	(844)
Health Services	20,942	8,256	0	8,256	0	(8,256)
Pupil Transportation	428,852	190,073	0	190,073	0	(190,073)
Food Services	510,091	226,547	0	226,547	0	(226,547)
Extracurricular Activities	14,959	6,939	0	6,939	0	(6,939)
General Administration	48,689,032	59,284,267	0	59,284,267	0	(59,284,267)
Plant Maintenance & Operations	1,028,062	459,888	0	459,888	0	(459,888)
Security & Monitoring Services	174,764	82,122	0	82,122	0	(82,122)
Data Processing Services	257,233	107,814	0	107,814	0	(107,814)
Community Service	473	144	0	144	0	(144)
Facilities Acq. & Construction	3,759	1,615	0	1,615	0	(1,615)
<b>TOTAL EXPENDITURES</b>	<b>\$53,381,276</b>	<b>\$61,392,937</b>	<b>\$0</b>	<b>\$61,392,937</b>	<b>\$0</b>	<b>(\$61,392,937)</b>
<b>SURPLUS / (DEFICIT)</b>	<b>(\$8,262,563)</b>	<b>(\$17,242,986)</b>	<b>\$0</b>	<b>(\$17,242,986)</b>	<b>\$0</b>	<b>(\$17,242,986)</b>
<b>NET CHANGE IN FUND BALANCE</b>	<b>(\$8,262,563)</b>	<b>(\$17,242,986)</b>	<b>\$0</b>	<b>(\$17,242,986)</b>	<b>\$0</b>	<b>(\$17,242,986)</b>
<b>ENDING FUND BALANCE</b>	<b>(\$7,453,217)</b>	<b>(\$24,696,203)</b>		<b>(\$24,696,203)</b>	<b>(\$7,453,217)</b>	<b>(\$17,242,986)</b>

Revenues by Source



Expenditures by Function





Group Benefit Plan													
2024 Health Insurance Fund													
	September Actual	October Actual	November Actual	December Actual	January Actual	February Actual	March Actual	April Actual	May Actual	June Actual	July Actual	August Actual	Year to Date Actual
Revenue													
Transfer In													
Investment Income	0.00	0.00	0.00	0.00	0.00	0.00	2,990.73	1,696.23	1,982.47	2,769.74	1,958.13	3,547.96	\$14,945.26
Premiums / Contributions	3,579,506.50	3,598,314.00	3,626,737.50	3,634,473.00	3,723,865.00	3,708,704.00	3,704,054.00	3,724,506.00	3,701,113.00	3,698,873.00	3,734,961.00	3,684,129.00	\$44,119,236.00
Stop Loss Recoveries/Other	0.00	0.00	0.00	0.00	0.00	0.00	0.00	0.00	14,892.96	0.00	0.00	0.00	\$14,892.96
Total Revenue	\$3,579,507	\$3,598,314	\$3,626,738	\$3,634,473	\$3,723,865	\$3,708,704	\$3,707,045	\$3,726,202	\$3,717,988	\$3,701,643	\$3,736,919	\$3,687,677	\$44,149,074.22
Expenditures													
Administration Fees	0.00	167,195.94	167,230.02	336,052.32	0.00	60,065.20	166,568.77	0.00	357,857.85	171,234.46	173,158.95	170,262.04	\$1,769,625.55
PR/Consult./Audit/Supplies	0.00	0.00	0.00	0.00	0.00	0.00	0.00	0.00	0.00	0.00	0.00	0.00	\$0.00
Wellness Clinic/Misc.	0.00	20,503.75	109,423.32	0.00	84,497.12	74,340.95	61,897.41	143,690.31	99,041.92	98,124.97	94,931.83	80,649.14	\$867,100.72
Health Claims Expenditures	0.00	0.00	0.00	0.00	0.00	0.00	0.00	0.00	0.00	0.00	0.00	0.00	\$0.00
United Health Care	0.00	0.00	0.00	0.00	0.00	0.00	0.00	0.00	0.00	0.00	0.00	0.00	\$0.00
Aetna	3,131,727.40	3,896,712.82	3,240,557.78	3,336,947.28	3,337,990.37	2,495,504.92	2,488,311.29	5,920,725.47	3,626,105.58	0.00	7,057,316.42	3,408,540.47	\$41,940,439.80
CVS	1,292,681.73	1,462,444.54	1,492,614.83	(199,694.11)	1,302,519.63	1,313,347.90	1,488,508.72	(1,742,743.23)	1,385,310.77	(2,104,183.70)	3,202,428.68	1,683,667.93	\$10,576,903.69
Pharmacy Rebates	0.00	0.00	0.00	0.00	0.00	0.00	0.00	0.00	0.00	0.00	0.00	0.00	\$0.00
Optional Plan 3	0.00	0.00	0.00	0.00	0.00	0.00	0.00	0.00	0.00	0.00	0.00	0.00	\$0.00
Stop Loss Ins. Premiums	0.00	202,176.92	202,255.68	406,401.60	204,185.30	405,968.42	219,965.00	0.00	439,500.80	219,535.80	221,982.24	218,291.12	\$2,740,262.88
Total Expenditures	\$4,424,409	\$5,749,034	\$5,212,082	\$3,879,707	\$4,929,192	\$4,349,227	\$4,425,251	\$4,321,673	\$5,907,817	(\$1,615,288)	\$10,749,818	\$5,561,411	\$57,894,332.64
Cash Flow Summary													
Revenues (Cash In)	3,579,506.50	3,598,314.00	3,626,737.50	3,634,473.00	3,723,865.00	3,708,704.00	3,707,044.73	3,726,202.23	3,717,988.43	3,701,642.74	3,736,919.13	3,687,676.96	\$44,149,074.22
Expenditures (Cash Out)	4,424,409.13	5,749,033.97	5,212,081.63	3,879,707.09	4,929,192.42	4,349,227.39	4,425,251.19	4,321,672.55	5,907,816.92	(1,615,288.47)	10,749,818.12	5,561,410.70	\$57,894,332.64
Adjustments													
Excess (Deficiency)	(844,902.63)	(2,150,719.97)	(1,585,344.13)	(245,234.09)	(1,205,327.42)	(640,523.39)	(718,206.46)	(595,470.32)	(2,189,828.49)	5,316,931.21	(7,012,898.99)	(1,873,733.74)	(13,745,258.42)
Beginning Fund Equity	782,933.54	782,933.54	782,933.54	782,933.54	782,933.54	782,933.54	782,933.54	782,933.54	782,933.54	782,933.54	782,933.54	782,933.54	
Ending Fund Equity	(61,969.09)	(2,212,689.06)	(3,798,033.19)	(4,043,267.28)	(5,248,594.70)	(5,889,118.09)	(6,607,324.55)	(7,202,794.87)	(9,392,623.36)	(4,075,692.15)	(11,088,591.14)	(12,962,324.88)	

**PISD Medical Plan Contributions and Employee Participation**  
**August 2024**

		Employee Contribution		District Contribution		Combined Contributions
	# of Participants	Current Per Unit	Employee Total	Per Unit	District Total	
<b>Waive Coverage</b>						
Employee	3,207		\$0	\$295	\$946,065	\$946,065
+ Spouse			\$0		\$0	\$0
+ Child(ren)			\$0		\$0	\$0
+ Family			\$0		\$0	\$0
Sub-Total	3,207		\$0		\$946,065	\$946,065
<b>Medical-Plan II</b>						
Employee	167	\$370	\$61,790	\$295	\$49,265	\$111,055
+ Spouse	13	\$839	\$10,907	\$295	\$3,835	\$14,742
+ Child(ren)	63	\$671	\$42,273	\$295	\$18,585	\$60,858
+ Family	26	\$1,219	\$31,694	\$295	\$7,670	\$39,364
Sub-Total	269		\$146,664		\$79,355	\$226,019
<b>Medical-Plan IV</b>						
Employee	931	\$176	\$163,856	\$295	\$274,645	\$438,501
+ Spouse	145	\$400	\$58,000	\$295	\$42,775	\$100,775
+ Child(ren)	441	\$343	\$151,263	\$295	\$130,095	\$281,358
+ Family	238	\$615	\$146,370	\$295	\$70,210	\$216,580
Sub-Total	1,755		\$519,489		\$517,725	\$1,037,214
<b>Medical-Plan V</b>						
Employee	474	\$127	\$60,198	\$295	\$139,830	\$200,028
+ Spouse	39	\$319	\$12,441	\$295	\$11,505	\$23,946
+ Child(ren)	148	\$267	\$39,516	\$295	\$43,660	\$83,176
+ Family	67	\$503	\$33,701	\$295	\$19,765	\$53,466
Sub-Total	728		\$145,856		\$214,760	\$360,616
<b>Medical-Kelsey Plan 3</b>						
Employee	1,455	\$100	\$145,500	\$295	\$429,225	\$574,725
+ Spouse	133	\$300	\$39,900	\$295	\$39,235	\$79,135
+ Child(ren)	493	\$250	\$123,250	\$295	\$145,435	\$268,685
+ Family	234	\$475	\$111,150	\$295	\$69,030	\$180,180
Sub-Total	2,315		\$419,800		\$682,925	\$1,102,725
<b>Monthly Total</b>						
	<b>8,274</b>		<b>\$1,231,809</b>		<b>\$2,440,830</b>	<b>\$3,672,639</b>
Sep-23	8,226		\$1,227,083		\$2,426,670	\$3,653,753
Oct-23	8,289		\$1,226,963		\$2,445,255	\$3,672,218
Nov-23	8,371		\$1,229,174		\$2,469,445	\$3,698,619
Dec-23	8,375		\$1,236,538		\$2,470,625	\$3,707,163
Jan-24	8,352		\$1,243,927		\$2,463,840	\$3,707,767
Feb-24	8,308		\$1,240,493		\$2,450,860	\$3,691,353
Mar-24	8,302		\$1,234,942		\$2,449,090	\$3,684,032
Apr-24	8,368		\$1,242,514		\$2,468,560	\$3,711,074
May-24	8,315		\$1,233,290		\$2,452,925	\$3,686,215
Jun-24	8,297		\$1,239,435		\$2,447,615	\$3,687,050
Jul-24	8,353		\$1,259,640		\$2,464,135	\$3,723,775
Aug-24	8,274		\$1,231,809		\$2,440,830	\$3,672,639
<b>FY Running Total</b>			<b>\$14,845,808</b>		<b>\$29,449,850</b>	<b>\$44,295,658</b>
<b>Percentages</b>			<b>33.52%</b>		<b>66.48%</b>	

PASADENA ISD TAX ASSESSOR/COLLECTOR'S REPORT  
FOR THE MONTH OF AUGUST 2024

2023-2024 SCHOOL YEAR TAX COLLECTIONS

	Thru Prior Month	This Month	Year -To-Date
Original Current Roll (09-01-2023)			201,012,681.52
Roll Adjustments	17,460,388.40	-823,303.36	16,637,085.04
Total Adjusted Current Roll			217,649,766.56
Current Taxes Collected	212,424,448.27	-218,271.36	212,206,176.91
Uncollected Balance - Current			5,443,589.65
Original Delinquent Roll (09-01-2023)			15,239,956.37
Roll Adjustments	-3,932,854.63	-451,656.60	-4,384,511.23
Total Adjusted Delinquent Roll			10,855,445.14
Delinquent Taxes Collected	333,839.14	29,662.12	363,501.26
Uncollected Balance - Delinquent			10,491,943.88
Penalty & Interest Collected	2,439,750.12	243,050.10	2,682,800.22
Miscellaneous Income	555,441.37	236,137.22	791,578.59
Tax Certificates	920.00	40.00	960.00
Court Costs	1,429.44	352.27	1,781.71
Total Amount Collected - Fees			
Attorney Fees Collected	977,628.46	212,256.26	1,189,884.72

## Summary of Delinquent Tax Collections

### All Delinquent Years Prior to 2022

Month	Adjusted Collectible Amount for All Other Delinquent Years	Amount Collected	% Collected
Jul-2024	\$9,815,901	\$115,609	1.18%
Aug-2024		\$276,907	2.82%
Sep-2024			0.00%
Oct-2024			0.00%
Nov-2024			0.00%
Dec-2024			0.00%
Jan-2025			0.00%
Feb-2025			0.00%
Mar-2025			0.00%
Apr-2025			0.00%
May-2025			0.00%
Jun-2025			0.00%
<b>Total</b>		<b>\$392,516</b>	<b>4.00%</b>

Prior Yrs have been adjusted for Bankruptcy & Deferral Balance \$ 1,559,235.  
Harris County Appraisal District Accounts that are tied up in Litigation \$ 3,947,579,509

### 2023 Delinquent Taxes Only

Month	2023 Taxes Due	Amount Collected	% Collected
Jul-2024	\$6,836,487	\$257,198	3.76%
Aug-2024		\$597,589	8.74%
Sep-2024			0.00%
Oct-2024			0.00%
Nov-2024			0.00%
Dec-2024			0.00%
Jan-2025			0.00%
Feb-2025			0.00%
Mar-2025			0.00%
Apr-2025			0.00%
May-2025			0.00%
Jun-2025			0.00%
<b>Total</b>		<b>\$854,787</b>	<b>12.50%</b>

### Grand Total Delinquent Collections

\$1,247,303