



Craig High School

2024 Staff Survey

2024 School Climate & Connectedness Survey



Report created by
Panorama Education



Summary

Topic Description	Results	Comparison
Cultural Connectedness Perceptions of cultural identity, cultural responsiveness/sensitivity, and instructional equity. Higher scores are better because they reflect more favorable perceptions of cultural connectedness.	78% ▲ 27 since last survey	75% Craig City School District 72% Participating Alaska Districts
District Leadership	76% ▲ 36 since last survey	65% Craig City School District 49% Participating Alaska Districts
Family/school partnership - school capacity	67% ▲ 24 since last survey	57% Craig City School District 63% Participating Alaska Districts
Family/school partnership - staff capacity	42% ▼ 2 since last survey	35% Craig City School District 54% Participating Alaska Districts
School Leadership and Involvement Staff perceptions of the decision making of school leaders, as well as the fairness of school rules.	62% ▲ 23 since last survey	57% Craig City School District 67% Participating Alaska Districts
School Safety Student and staff perceptions of bullies and gangs at school, as well as community crime and violence that affect school life. Higher scores are better because they reflect more favorable perceptions of safety in schools and communities.	89% ▲ 6 since last survey	90% Craig City School District 77% Participating Alaska Districts
Social and Emotional Learning	59% ▲ 24 since last survey	56% Craig City School District 58% Participating Alaska Districts



Staff Beliefs

87%

▼ 3

since last survey

81%

Craig City School District

83%

Participating Alaska Districts

Staff to Staff Relationships

74%

▲ 17

since last survey

69%

Craig City School District

74%

Participating Alaska Districts

Staff to Student Relationships

84%

▲ 29

since last survey

80%

Craig City School District

77%

Participating Alaska Districts

Student Involvement

Student and staff perceptions of student participation in school governance. Higher scores are better because they reflect more favorable perceptions of student involvement.

67%

▲ 34

since last survey

61%

Craig City School District

57%

Participating Alaska Districts

Student Risk Behaviors: Delinquent Behaviors

Students and staff reported how often they observed students engage in delinquent behaviors at school and at school events within the past 12 months. Higher scores are better because they reflect more instances of "0 times" of delinquent behaviors.

96%

▲ 17

since last survey

90%

Craig City School District

75%

Participating Alaska Districts

Student Risk Behaviors: Drug and Alcohol Use

Observations of other students engaging in drug and alcohol use at school or school events within the past 12 months. Higher scores are better because they reflect more instances of "0 times" of drug and alcohol use.

97%

▲ 27

since last survey

91%

Craig City School District

91%

Participating Alaska Districts

Student to student relationships

73%

47%

Craig City School District

50%

Participating Alaska Districts

Trauma Engaged Schools

74%

▲ 17

since last survey

71%

Craig City School District

68%

Participating Alaska Districts

9 responses



Cultural Connectedness

Your average

78%

9 responses

Change

▲ 27

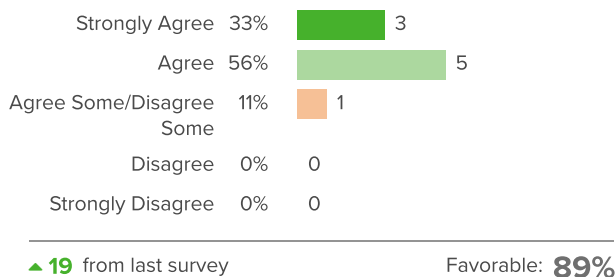
since last survey

District average: **75%** Craig City School District

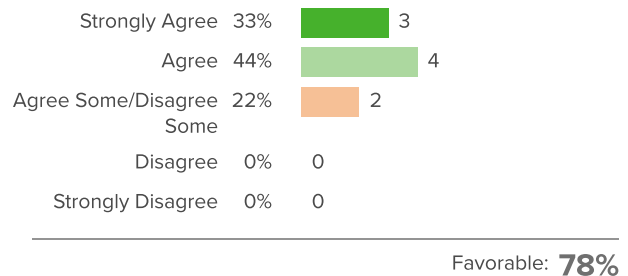
State average: **72%** Participating Alaska Districts

How did people respond?

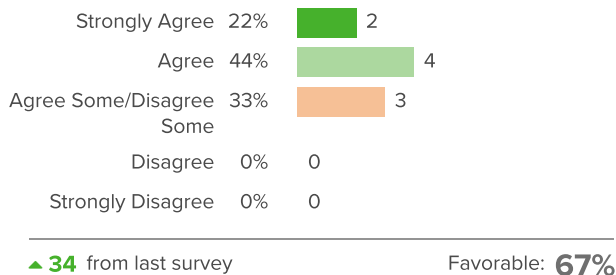
Q.1: This school values the language and cultures of students' families.



Q.2: I see different cultures represented in class lessons, materials, posters, and art around the school, etc.



Q.3: This school uses instructional materials that reflect the culture or ethnicity of its students.

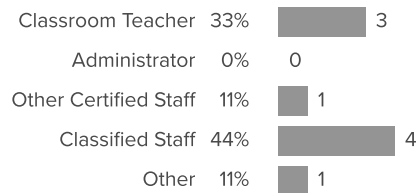




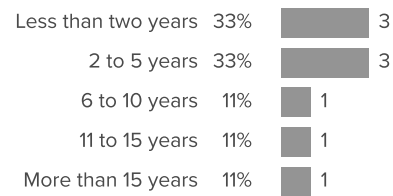
Demographics

How did people respond?

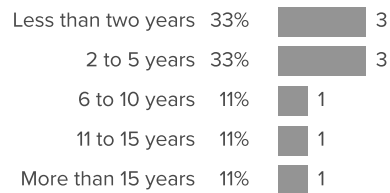
Q.1: What is your role in this school?



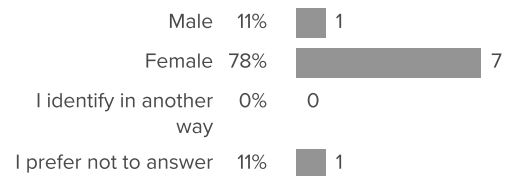
Q.2: How many years have you worked, in any position, in this school?



Q.3: How many years have you worked, in any position, in this district?

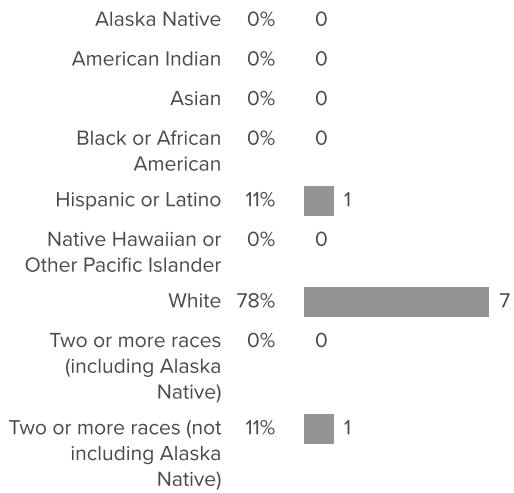


Q.4: How do you identify yourself?





Q.5: Which groups describe you best? (Choose all that apply)





District Leadership

Your average

76%

9 responses

Change

▲ 36

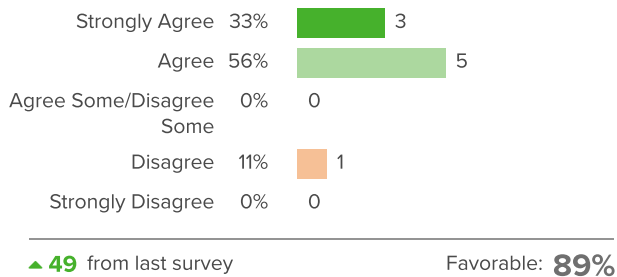
since last survey

District average: **65%** Craig City School District

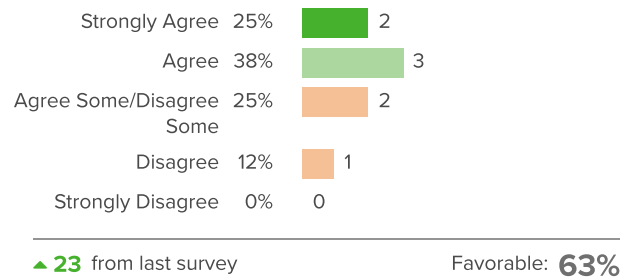
State average: **49%** Participating Alaska Districts

How did people respond?

Q.1: District leadership supports efforts to improve school climate.



Q.2: District leadership is open/available to feedback and input from staff at my school.





Family/school partnership - school capacity

Your average

67%

9 responses

Change

▲ 24

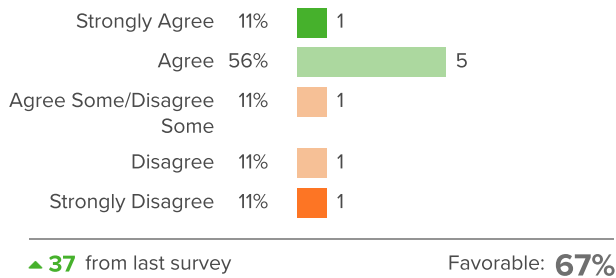
since last survey

District average: **57%** Craig City School District

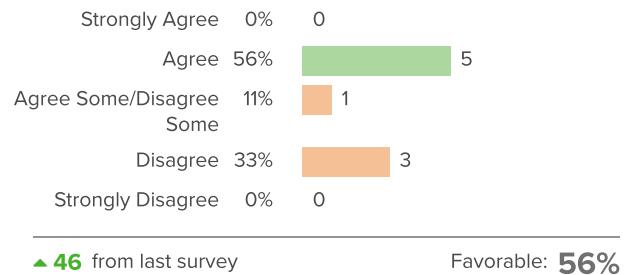
State average: **63%** Participating Alaska Districts

How did people respond?

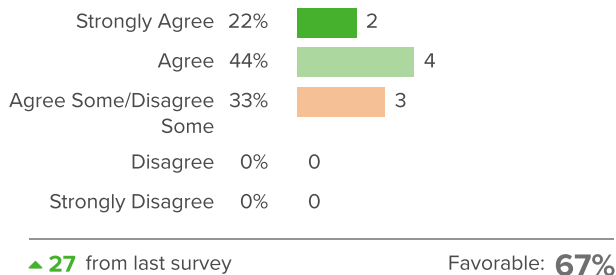
Q.1: This school involves families in making important decisions (curriculum changes, school policies, dress code, etc).



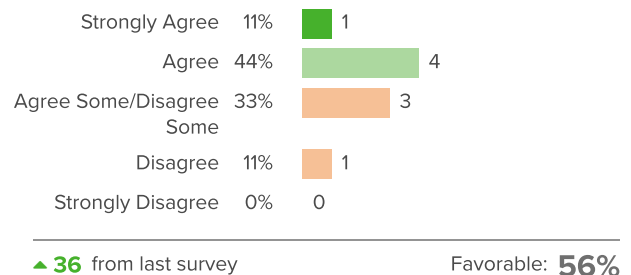
Q.2: This school provides training opportunities for staff on how to effectively partner with families.



Q.3: Leadership communicates to staff that partnering with families is a priority.

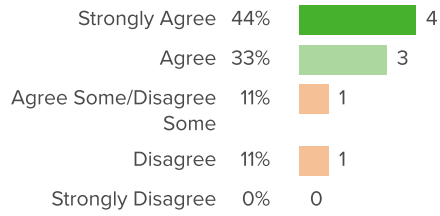


Q.4: Leadership provides the support and resources (including staff time) to facilitate family/school partnership.





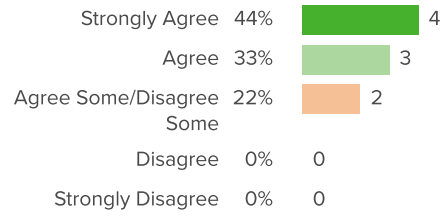
Q.5: The school is a welcoming place for families.



▲ **28** from last survey

Favorable: **78%**

Q.6: This school values and welcomes elders.



▼ **2** from last survey

Favorable: **78%**



Family/school partnership - staff capacity

Your average

42%

9 responses

Change

▼ **2**

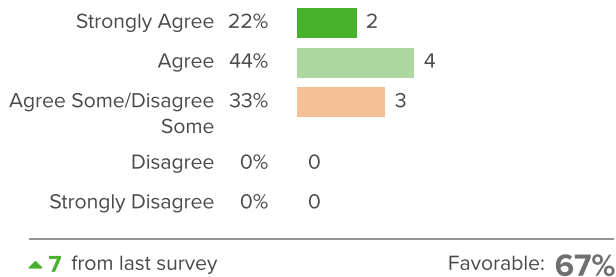
since last survey

District average: **35%** Craig City School District

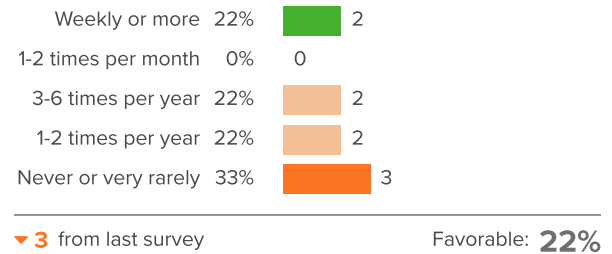
State average: **54%** Participating Alaska Districts

How did people respond?

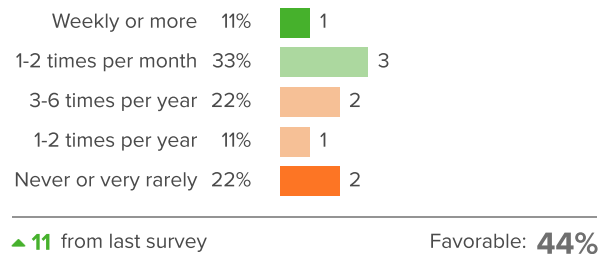
Q.1: I know specific skills and strategies I can use to partner with families at my school.



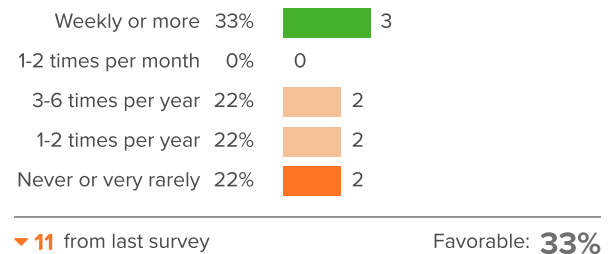
Q.2: How often do you provide opportunities for families to give input on decisions for your classroom or school?



Q.3: How often do you share ideas with families on what they can do at home to support their child's learning?



Q.4: How often do you implement strategies that are specifically intended to help build positive relationships with your students' families?

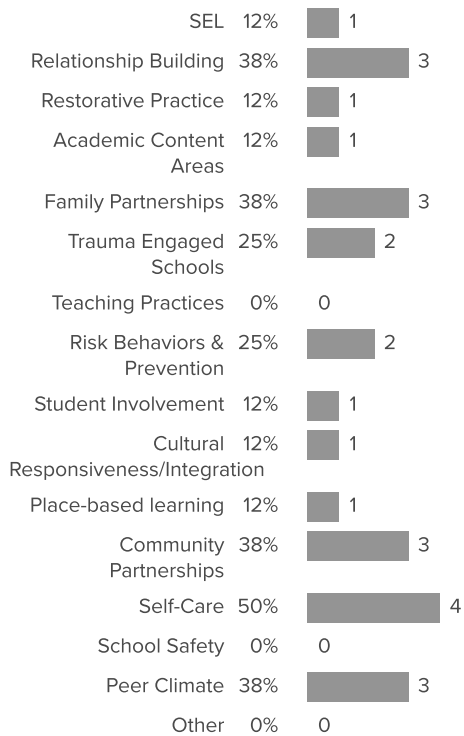




Professional Learning Interests

How did people respond?

Q.1: What five areas of professional learning are you most interested in? (select five below)





School Leadership and Involvement

Your average

62%

9 responses

Change

▲ 23

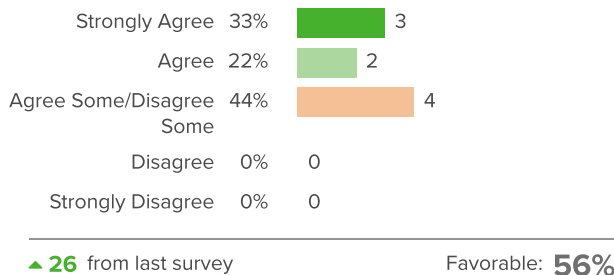
since last survey

District average: **57%** Craig City School District

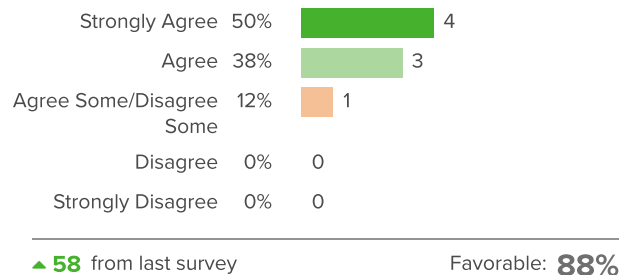
State average: **67%** Participating Alaska Districts

How did people respond?

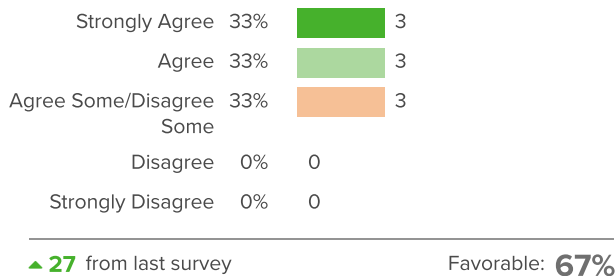
Q.1: At this school, decisions are made based on what is best for students.



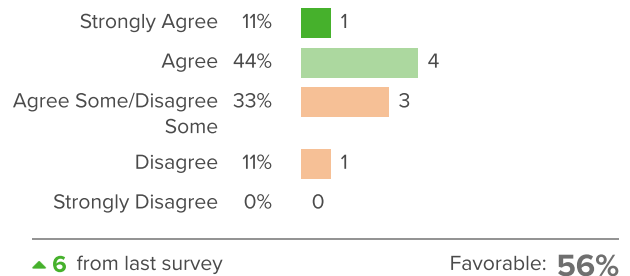
Q.2: The principal and other leaders in this school make good decisions.



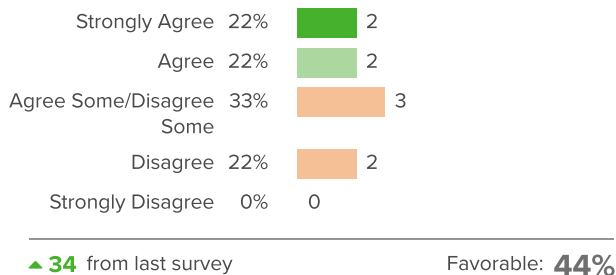
Q.3: School staff members have a lot of informal opportunities to influence what happens here.



Q.4: When students break rules, they are treated fairly.



Q.5: I am satisfied with my involvement with decision-making at this school.





School Safety

Your average

89%

9 responses

Change

▲ 6

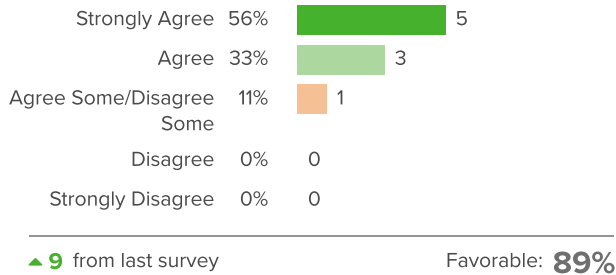
since last survey

District average: **90%** Craig City School District

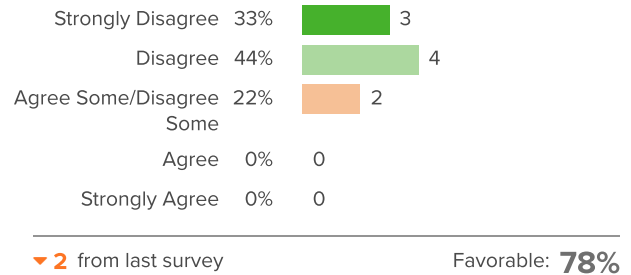
State average: **77%** Participating Alaska Districts

How did people respond?

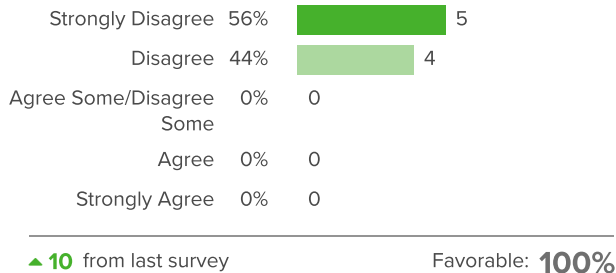
Q.1: I feel safe at my school.



Q.2: This school is being ruined by bullies.



Q.3: This school is badly affected by crime and violence in the community.





Social and Emotional Learning

Your average

59%

9 responses

Change

▲ 24

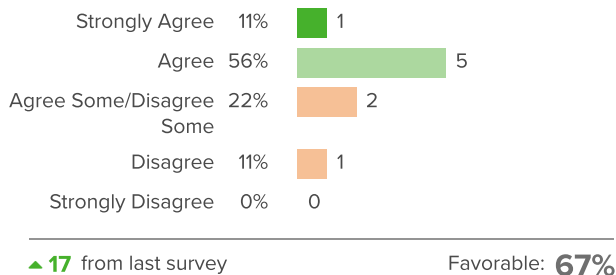
since last survey

District average: **56%** Craig City School District

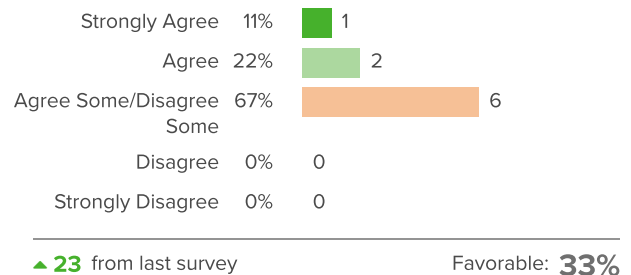
State average: **58%** Participating Alaska Districts

How did people respond?

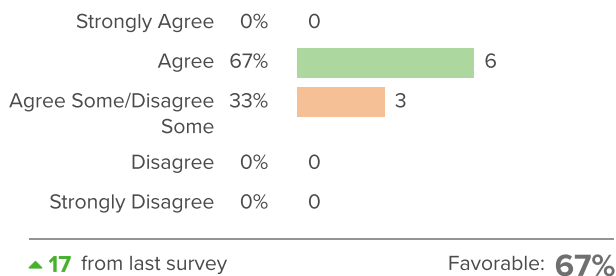
Q.1: Adults in this school work together in a way that models healthy relationships.



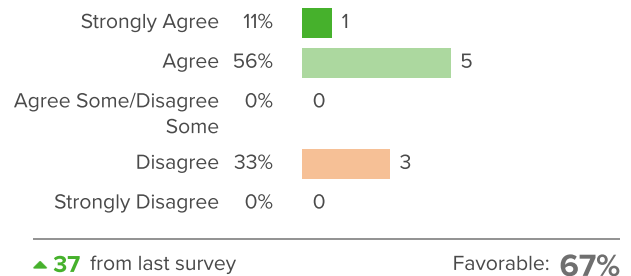
Q.2: Students in my school work hard to finish tasks even if they are difficult.



Q.3: Students in my school can identify the emotions that they feel.



Q.4: My school follows a plan to teach social-emotional skills.





Staff Beliefs

Your average

87%

9 responses

Change

▼ **3**

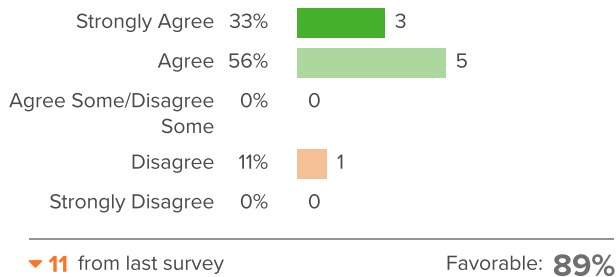
since last survey

District average: **81%** Craig City School District

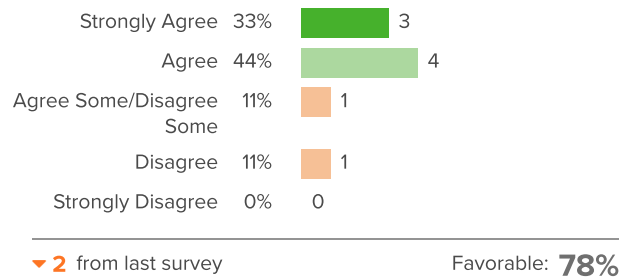
State average: **83%** Participating Alaska Districts

How did people respond?

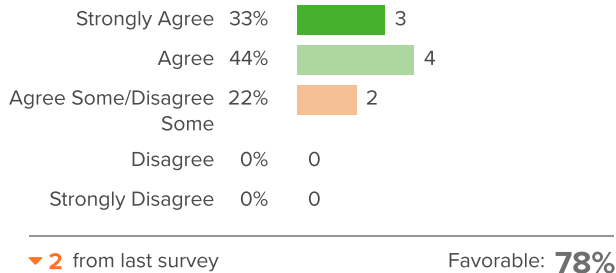
Q.1: Teachers and staff believe that all students can do good work.



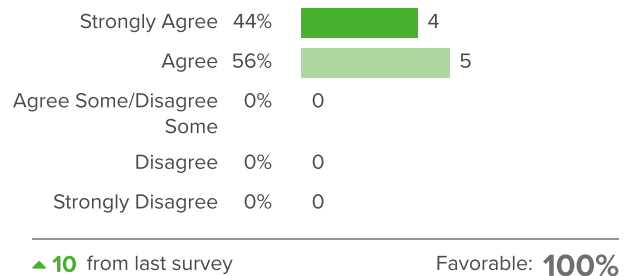
Q.2: Student behavior is determined in part by how school staff treat them.



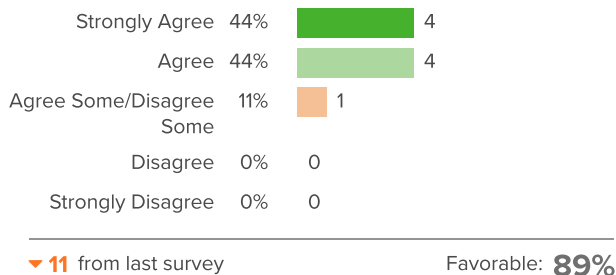
Q.3: I get satisfaction from my work.



Q.4: I believe I can make a difference through my work.



Q.5: I believe adults' relationships with students can be rebuilt after conflict.





Staff to Staff Relationships

Your average

74%

9 responses

Change

▲ 17

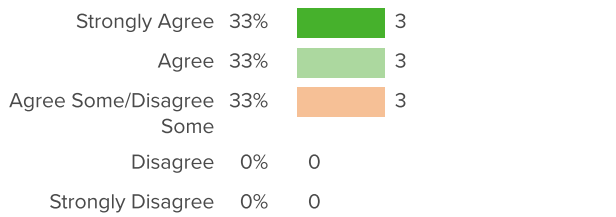
since last survey

District average: **69%** Craig City School District

State average: **74%** Participating Alaska Districts

How did people respond?

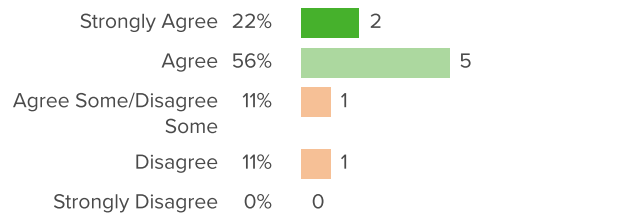
Q.1: At this school, staff collaborate effectively to make decisions and problem solve as a group.



▲ **27** from last survey

Favorable: **67%**

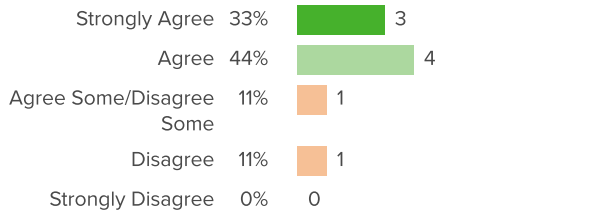
Q.2: Teachers at this school help each other, even if they are not personal friends.



▼ **12** from last survey

Favorable: **78%**

Q.3: I feel supported by the people I work with.



▲ **38** from last survey

Favorable: **78%**



Staff to Student Relationships

Your average

84%

9 responses

Change

▲ 29

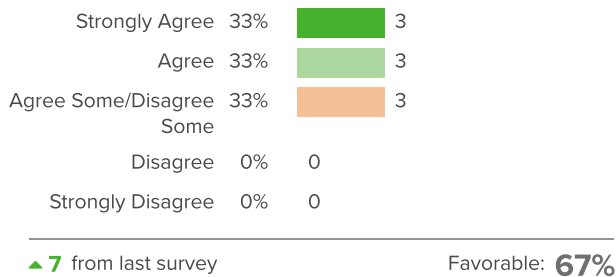
since last survey

District average: **80%** Craig City School District

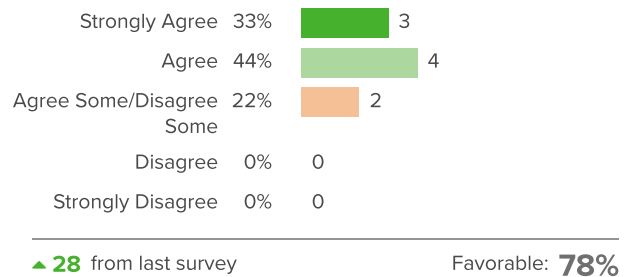
State average: **77%** Participating Alaska Districts

How did people respond?

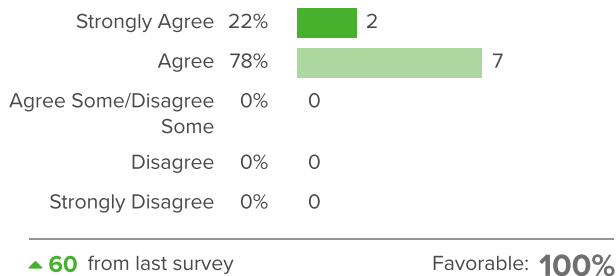
Q.1: At this school, students and teachers get along really well.



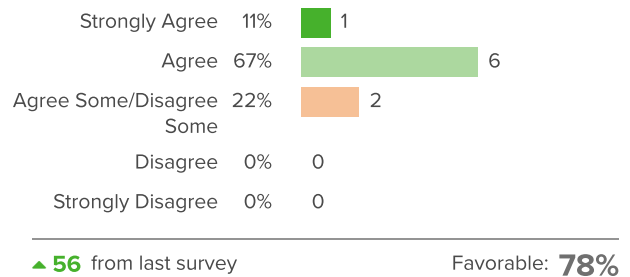
Q.2: Adults who work in this school treat students with respect.



Q.3: Every student at our school feels that they have an adult who will miss them when they are absent.

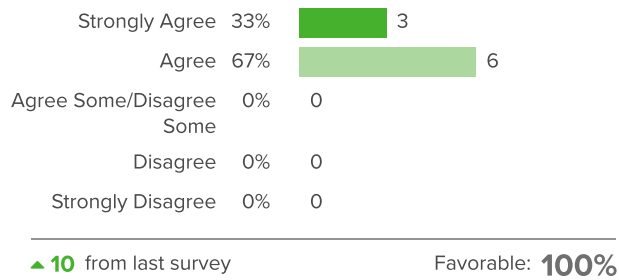


Q.4: Every student at our school has an adult whom they feel comfortable talking to about things that are bothering them.

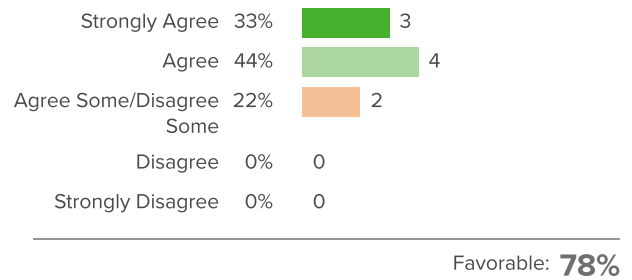




Q.5: Teachers and staff in my school care about every student.



Q.6: Staff at this school work hard to build positive relationships with students.





Student Involvement

Your average

67%

9 responses

Change

▲ 34

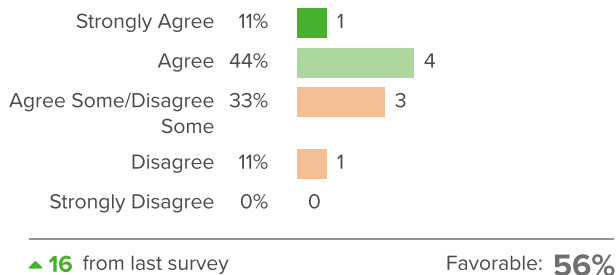
since last survey

District average: **61%** Craig City School District

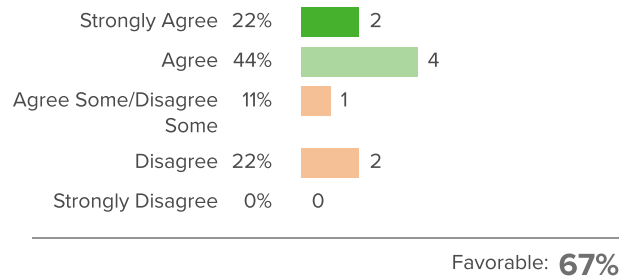
State average: **57%** Participating Alaska Districts

How did people respond?

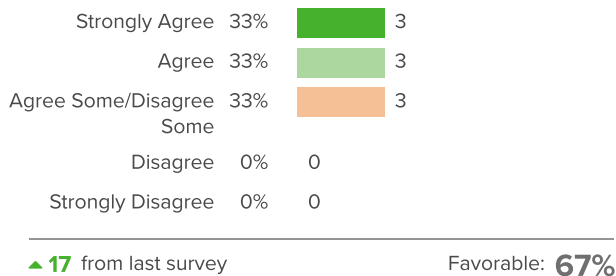
Q.1: In this school, students are given a chance to help make decisions.



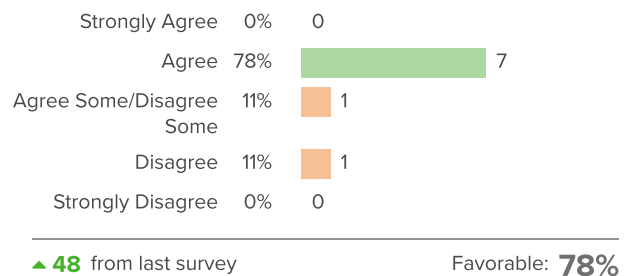
Q.2: This school involves students in making changes.



Q.3: In my school, students are provided with meaningful opportunities to develop leadership skills.



Q.4: Students at this school have opportunities to share their ideas for school improvements.





Student Risk Behaviors: Delinquent Behaviors

Your average

96%

9 responses

Change

▲ 17

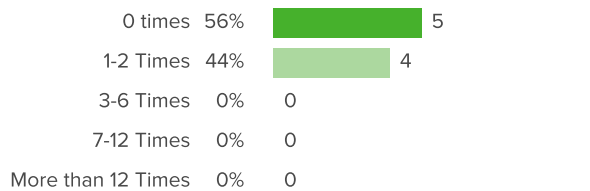
since last survey

District average: **90%** Craig City School District

State average: **75%** Participating Alaska Districts

How did people respond?

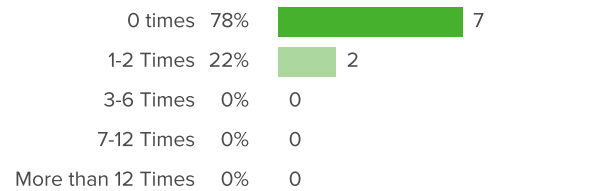
Q.1: Destroy things (such as school property, or people's personal items)



▲ 40 from last survey

Favorable: **100%**

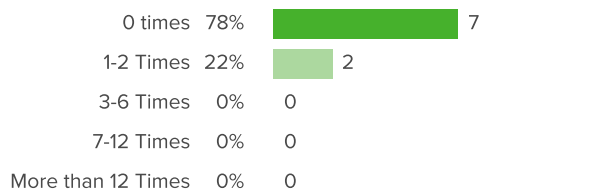
Q.2: Get into fights with other students



▲ 30 from last survey

Favorable: **100%**

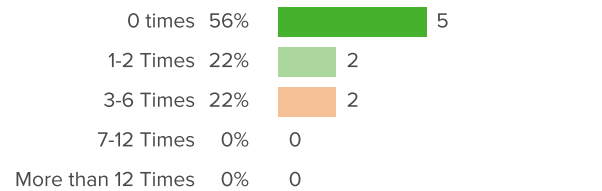
Q.3: Steal things (such as taking things from the school or other people)



▲ 22 from last survey

Favorable: **100%**

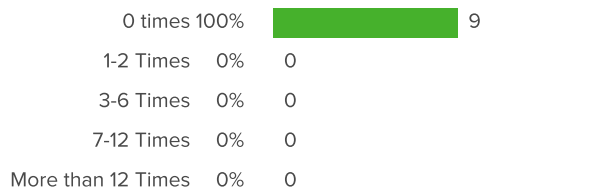
Q.4: Threaten or bully students



▼ 10 from last survey

Favorable: **78%**

Q.5: Carry weapons



▲ 0 from last survey

Favorable: **100%**



Student Risk Behaviors: Drug and Alcohol Use

Your average

97%

9 responses

Change

▲ 27

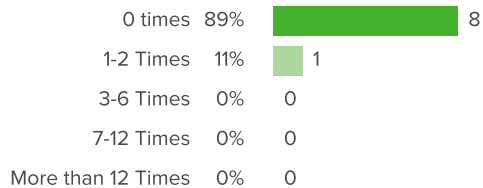
since last survey

District average: **91%** Craig City School District

State average: **91%** Participating Alaska Districts

How did people respond?

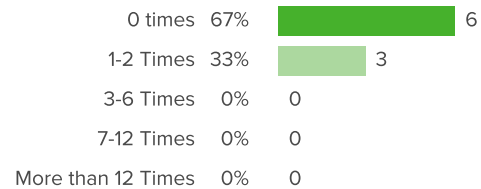
Q.1: Under the influence of drugs (such as meth, heroin, cocaine, etc.)



▲ 0 from last survey

Favorable: **100%**

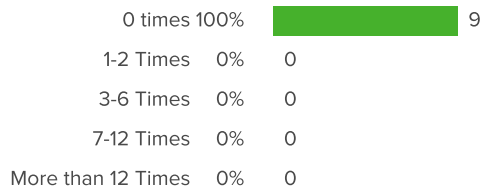
Q.2: Under the influence of marijuana



▲ 50 from last survey

Favorable: **100%**

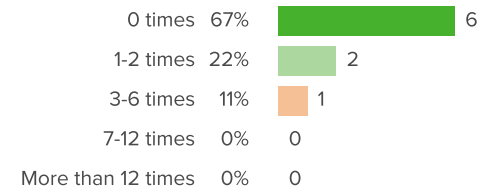
Q.3: Under the influence of alcohol (beer, wine, liquor, such as vodka or whiskey, etc.)



▲ 0 from last survey

Favorable: **100%**

Q.4: Vaping (such as e-cigarettes, e-cigars, e-pipes, e-hookah, vape pens (JUULs))



▲ 59 from last survey

Favorable: **89%**



Student to student relationships

Your average

73%

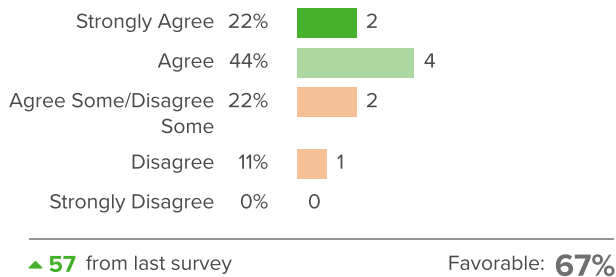
9 responses

District average: **47%** Craig City School District

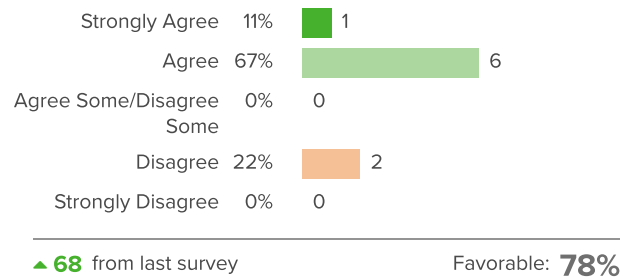
State average: **50%** Participating Alaska Districts

How did people respond?

Q.1: Students in this school help each other, even if they are not friends.



Q.2: Students in this school treat each other with respect.





Trauma Engaged Schools

Your average

74%

9 responses

Change

▲ 17

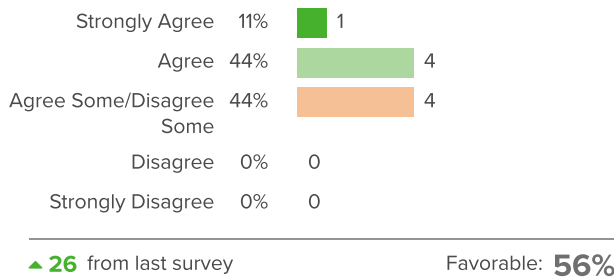
since last survey

District average: **71%** Craig City School District

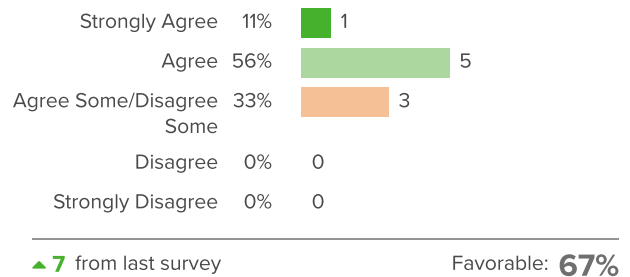
State average: **68%** Participating Alaska Districts

How did people respond?

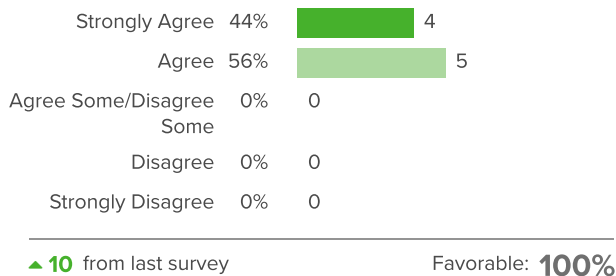
Q.1: At my school, there are support systems to respond to trauma experienced by students.



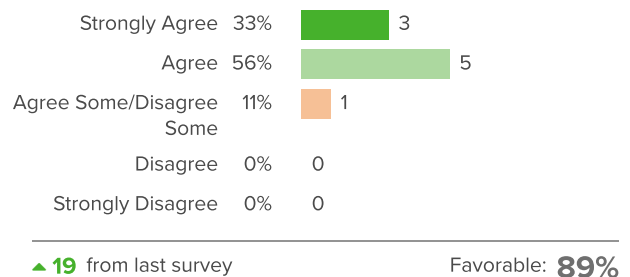
Q.2: At my school, I feel supported to respond to trauma experienced by students.



Q.3: I understand how experiences of trauma can affect a person's coping skills and behaviors.

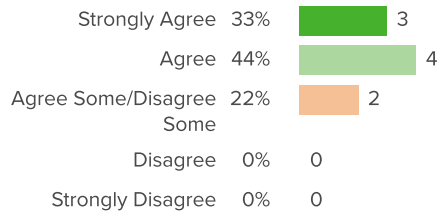


Q.4: I know specific skills and strategies I can use to help students who have experienced trauma to do well in our school.





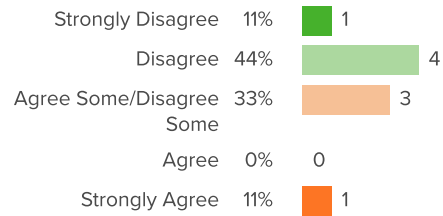
Q.5: I know my role in supporting students experiencing trauma.



▲ 8 from last survey

Favorable: **78%**

Q.6: I feel worn out in my work in ways that negatively impact other parts of my life.



▲ 36 from last survey

Favorable: **56%**