



# **WAUNAKEE**

## **COMMUNITY SCHOOL DISTRICT**

**2026-2027 Budget**

**SECOND DRAFT**

**Prepared by Allie Newton, Director of Business Services**  
**June 8, 2026**

## TABLE OF CONTENTS

Board of Education.....	2
Introduction, Timeline, Executive Summary.....	3
Enrollment.....	5
Proposed Property Tax Levy.....	6
Revenues/Expenditures Summary.....	7
Fund 10.....	8
Staffing Summary.....	12
Fund 21.....	13
Fund 27.....	14
Fund 39.....	15
Fund 49.....	17
Fund 50.....	18
Fund 73.....	19
Fund 80.....	20
Fund 99.....	21

## Board of Education

<u>Name</u>	<u>Municipality</u>	<u>Term Expires</u>
Joan Ensign (President)	Town of Westport, City of Middleton, City of Madison	Spring 2029
Kevin Thornberg	Village of Waunakee	Spring 2029
Mark Hetzel	Town of Vienna	Spring 2027
Carley Eaton	Village of Waunakee	Spring 2028
Ted Frey	Town of Westport, City of Middleton, City of Madison	Spring 2027
Heather Murray	Village of Waunakee	Spring 2028
Christopher Sonne	Town of Dane/Springfield	Spring 2028

## Budget Committee Members

Mark Hetzel, Chair

Joan Ensign

Christopher Sonne

## Introduction

A budget is a financial plan designed to achieve the educational objectives of the Waunakee Community School District. The budget needs to be accountable to meet these educational objectives within the financial constraints that exist. The budget needs to be understandable to the Board of Education, administration, staff, parents, and the district taxpayers. The budget was developed with significant staff input regarding needs and priorities. The budget was developed based on principals of long-term fiscal planning.

## Timeline

The budget process for the 2026-2027 fiscal year began in December 2025 when the budget committee reviewed a budget timeline and revenue estimates. The budget committee reviewed expenditure estimates on January 5th. A draft of the budget planning process document was presented at a Budget Committee meeting in February. The school board approved the budget planning process document on March 10th. Building/department level budget planning took place in March. Administrative review of the budget took place in March. The first draft of the budget was presented to the Budget Committee and the Board of Education in May. The second draft of the budget will be presented in June. The third draft of the budget will be presented in July. The preliminary budget will be presented at the Annual Meeting on August 25th with community approval of the tax levy. The Board of Education will approve the final version of the budget and set the tax levy at a special meeting scheduled for October 27th.

## Executive Summary

A school district's budget is divided into many "funds". These funds are used to account for specific school district programs. The different funds and their descriptions are presented below:

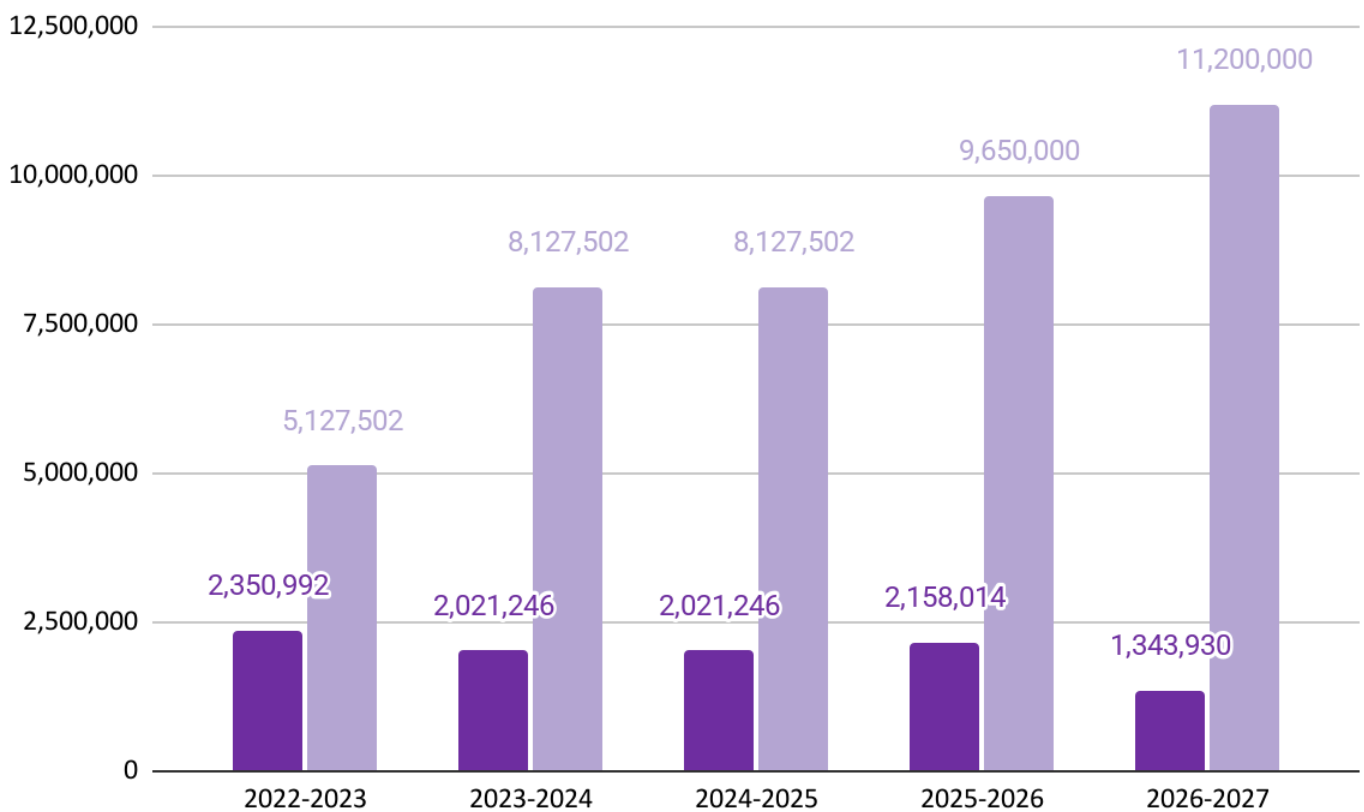
FUND	DESCRIPTION
10	General
21	Special Revenue Trust
27	Special Education
38	Non-Referendum Debt Service*
39	Referendum Debt Service
41	Capital Expansion Fund*
49	Capital Projects
50	Food Service
72	Private Benefit Trust*
73	Employee Benefit Trust
80	Community Service
99	Other Cooperative Funds

\* Currently not being utilized

A state revenue cap formula is a significant factor in the development of the budget. The revenue cap limits the amount of revenue available to school districts from the two main sources- property taxes and state equalization aid. The revenue cap directly affects Funds 10, 38, and 41, and indirectly affects Fund 27. Fund 27 is primarily funded from a transfer from Fund 10.

The 2026-27 Waunakee state budget process increases the revenue cap per student amount by \$325.00. The budget includes a \$0 change in the per pupil categorical aid. The most recent four years of revenue cap changes and the increase for 2026-27 is shown below (dark purple reflects the revenue limit increases from state budgets).

The 2022-23 through 2025-26 revenue caps were increased by \$3,127,502 in 2022-23, \$5,127,502 in 2023-24, and \$8,127,502 in 2024-25 due to a November 2020 and November 2022 non-recurring operational referendum question (light purple reflects the referendum approved revenue limit increases). In November 2024, the community approved an operational referendum for \$9.65 million for 2025-26 and \$11.2 million for 2026-27. The operational referendum included \$1.05 million in 2025-26 and \$2.1 million in 2026-27 in non-recurring referendum funds. The remainder was recurring.



## Enrollment

Student enrollment is a key factor in the revenue cap formula. The most recent four years of historical numbers and the estimated September 2026 student count numbers are shown below:

Grade	2021-22	2022-23	2023-24	2024-25	2025-26	2026-2027
EC	12	15	18	13	15	15
4K	270	249	238	249	221	245
K	295	292	289	258	261	243
1	278	303	299	293	264	266
2	297	285	307	310	296	269
3	304	310	301	314	318	306
4	285	311	312	315	311	323
<b>TOTAL</b>	<b>1741</b>	<b>1765</b>	<b>1764</b>	<b>1752</b>	<b>1686</b>	<b>1667</b>
<b>ELEMENTARY</b>						
5	326	294	320	328	333	325
6	318	342	300	332	334	341
<b>TOTAL</b>	<b>644</b>	<b>636</b>	<b>620</b>	<b>660</b>	<b>667</b>	<b>666</b>
<b>INTERMEDIATE</b>						
7	349	330	346	310	338	341
8	303	354	329	354	308	340
<b>TOTAL</b>	<b>652</b>	<b>684</b>	<b>675</b>	<b>664</b>	<b>646</b>	<b>681</b>
<b>MIDDLE</b>						
9	316	314	374	334	364	318
10	348	318	304	366	334	358
11	341	347	318	303	363	333
12	349	350	351	332	309	372
<b>TOTAL</b>	<b>1354</b>	<b>1329</b>	<b>1347</b>	<b>1335</b>	<b>1370</b>	<b>1381</b>
<b>HIGH</b>						
<b>TOTAL</b>	<b>4391</b>	<b>4414</b>	<b>4406</b>	<b>4411</b>	<b>4369</b>	<b>4395</b>
<b>DISTRICT</b>						

The historical student count shows a stable enrollment. The estimated September 2026 enrollment shows an increase of 26 students. Enrollment increases result in more revenues being available through the revenue cap formula. Enrollment decreases result in a decline in revenues through the revenue cap formula, with the exception of a temporary declining enrollment exception. This budget anticipates a temporary declining enrollment exception for 2026-27.

The 2026-2027 revenue cap limit increases to \$64,745,077 or \$2,893,930 higher than 2025-26. This equates to a 4.7% increase. The \$2,893,930 is a combination of referendum approved funds (\$1,550,000), state budget funds (\$1,193,930) and Transfer of Service (\$150,000). The 2026-2027 state equalization aid estimate decreased to \$22,621,680 or \$712,706 lower than 2025-26. This change equates to a 3.1% decrease. The 2026-2027 tax levy increases to \$51,619,364 or \$4,128,361 higher than 2025-2026. This increase equates to an 8.7% increase. Two years of historical information and the proposed tax levy for this year is shown below.

<b>Proposed Property Tax Levy</b>			
<b>FUND</b>	<b>Audited</b>	<b>Unaudited</b>	<b>Proposed</b>
	<b>2024-25</b>	<b>2025-26</b>	<b>2026-27</b>
General Fund	33,383,590.00	37,939,991.00	41,546,626.00
Referendum Debt Service Fund	10,699,681.00	8,544,712.00	8,850,867.00
Non-Referendum Debt Service Fund	0.00	0.00	0.00
Capital Expansion Fund	0.00	0.00	0.00
Community Service Fund	740,000.00	1,006,300.00	1,221,871.00
<b>TOTAL SCHOOL LEVY</b>	<b>44,823,271.00</b>	<b>47,491,003.00</b>	<b>51,619,364.00</b>
<b>PERCENTAGE INCREASE --</b>	<b>8.0%</b>	<b>6.0%</b>	<b>8.7%</b>
<b>TOTAL LEVY FROM PRIOR YR</b>			

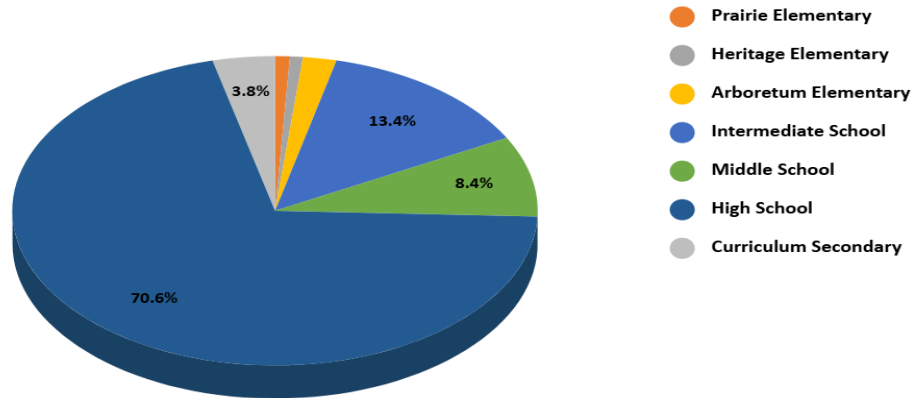
The 2026-2027 tax base is estimated at \$5,852,238,646 or \$331,258,791 higher than 2025-2026. This change equates to a 6.0% increase. The 2026-2027 tax rate (tax levy/tax base) increases to \$8.78. This equates to a 2.0% increase. Please also note the school levy credit has increased for the 2025-26 tax year.

A summary of the expenditures showing two years of historical information and the proposed 2026-2027 budget is shown below. Fund 73 is not included in the summary below.

<b>Total Expenditures and Other Financing Uses</b>			
<b>ALL FUNDS</b>	<b>Audited</b>	<b>Unaudited</b>	<b>Proposed</b>
	<b>2024-25</b>	<b>2025-26</b>	<b>2026-27</b>
GROSS TOTAL EXPENDITURES--ALL FUNDS	160,043,043.11	145,434,141.00	116,754,307.33
Interfund Transfers (Source 100) - ALL FUNDS	7,930,542.01	7,594,427.00	6,844,790.00
Refinancing Expenditures (FUND 30)	0.00	0.00	0.00
NET TOTAL EXPENDITURES -- ALL FUNDS	152,112,501.10	137,839,714.00	109,909,517.33
<b>PERCENTAGE INCREASE -- NET TOTAL FUND EXPENDITURES FROM PRIOR YEAR</b>	<b>5.5%</b>	<b>-9.38%</b>	<b>-20.26%</b>

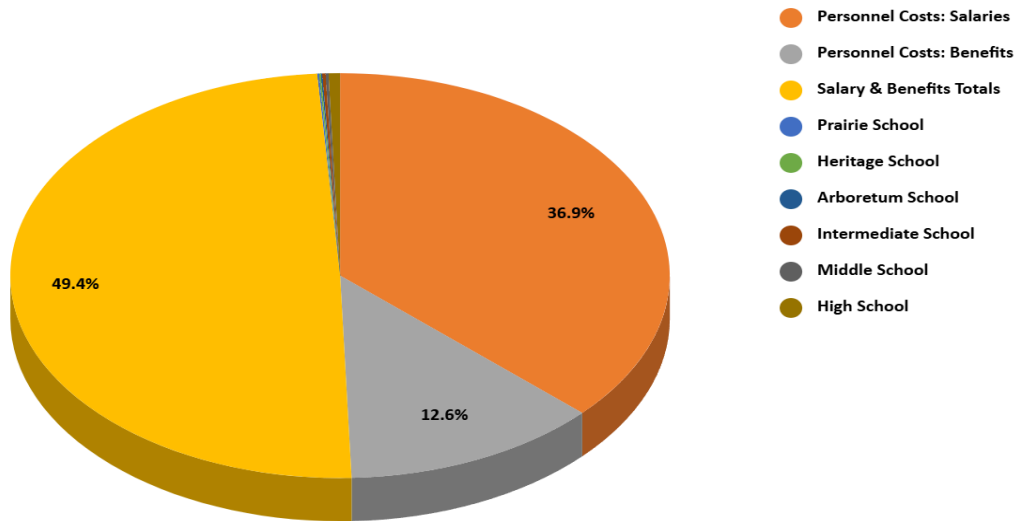
Where do the revenues come from? (Funds 10 and 27)

Total 10/27 Revenues



What are the expenditures spent on? (Funds 10 and 27)

Total 10/27 Expenses



Each fund is presented in more detail on the following pages.

## General Fund 10

**Purpose of Fund:** The purpose of the general fund 10 is to account for the educational programs and operations of the school district, excluding special education programs.

2026-27 grant budgets are not available at this time. The 2026-27 open enrollment budgets will be updated based on actual student attendance in the fall of 2026. The state equalization aid/property tax budgets have been revised based on the aid certification amounts from the Department of Public Instruction from October 15th.

## Fund 10 Revenues

	2025-2026	2026-2027	\$ Change	% Change
<b>Revenues:</b>				
Prairie Elementary	\$2,550	\$4,850	\$2,300	90%
Heritage Elementary	\$2,250	\$5,000	\$2,750	122%
Arboretum Elementary	\$5,820	\$7,725	\$1,905	33%
Intermediate School	\$37,900	\$37,900	\$0	0%
Middle School	\$23,700	\$15,900	-\$7,800	-33%
High School	\$199,215	\$245,530	\$46,315	23%
Curriculum Elementary	\$0	\$0	\$0	0%
Curriculum Secondary	\$10,815	\$6,500	-\$4,315	-40%
Maintenance	\$15,000	\$15,000	\$0	0%
Athletics	\$71,000	\$89,500	\$18,500	26%
Human Resources	\$0	\$0	\$0	0%
Technology	\$4,200	\$3,600	-\$600	-14%
E-Rate	\$0	\$7,400	\$7,400	0%
Common School Funds	\$296,005	\$310,243	\$14,238	5%
<b>Department Revenues</b>	<b>\$668,455</b>	<b>\$749,148</b>	<b>\$80,693</b>	<b>12%</b>
Title 1 Public Grant	\$95,100	\$76,330	-\$18,770	-20%
Title 1 Private Grant	\$2,700	\$1,000	-\$1,700	-63%
Title 2 Public Grant	\$45,255	\$42,259	-\$2,996	-7%
Title 2 Private Grant	\$6,797	\$6,314	-\$483	-7%
Title 3 Grant	\$17,204	\$17,204	\$0	0%
Title 4A Public Grant	\$8,672	\$8,672	\$0	0%
Title 4A Private Grant	\$1,328	\$1,328	\$0	0%
Career/Tech Ed Grant	\$58,704	\$63,000	\$4,296	7%
CEIS Federal Flow-Through	\$191,600	\$147,100	-\$44,500	-23%
Ed. Effectiveness Grant	\$33,442	\$33,971	\$529	2%
Peer Mentor Grant	\$12,121	\$12,500	\$379	3%
Perkins Grant	\$20,049	\$20,049	\$0	0%

2026-27 Second Draft

School-Based Mental Health	\$130,239	\$130,239	\$0	0%
<b>SAODA</b>	<b>\$25,000</b>	<b>\$0</b>	<b>-\$25,000</b>	<b>-100%</b>
Youth Apprenticeship Grant	\$88,825	\$88,825	\$0	0%
<b>Grant Revenues</b>	<b>\$737,036</b>	<b>\$648,791</b>	<b>(\$88,245)</b>	<b>-12%</b>
District Student Fees	\$407,838	\$407,838	\$1	0%
Property Taxes	\$37,939,991	\$41,546,626	\$3,606,635	10%
Interest	\$700,000	\$700,000	\$0	0%
Tuition – OE	\$2,886,626	\$3,446,226	\$559,600	19%
Transportation Aid	\$90,000	\$90,000	\$0	0%
Equalization Aid	\$23,334,386	\$22,621,680	-\$712,706	-3%
Computer Aid	\$67,597	\$67,597	\$0	0%
Misc	\$25,000	\$25,000	\$0	0%
Transportation	\$20,000	\$20,000	\$0	0%
Tuition Payments	\$28,000	\$28,000	\$0	0%
Property/Non-Capital Sales	\$10,000	\$10,000	\$0	0%
Rentals	\$60,000	\$60,000	\$0	0%
Aid for School Mental Health	\$150,000	\$150,000	\$0	0%
Payment Lieu Taxes	\$40,000	\$40,000	\$0	0%
Personal Property Aid	\$509,173	\$509,173	\$0	0%
State Categorical Aid	\$3,095,624	\$3,085,236	-\$10,388	0%
Act 12 - Personal Property Aid	\$0	\$0	\$0	0%
Medicaid	\$300,000	\$300,000	\$0	0%
Premium	\$32,975	\$32,975	\$0	0%
Aidable Refund	\$90,000	\$90,000	\$0	0%
<b>District Revenues</b>	<b>\$69,787,210</b>	<b>\$73,230,351</b>	<b>\$3,443,141</b>	<b>5%</b>
<b>Total Revenues</b>	<b>71,192,701</b>	<b>74,628,290</b>	<b>3,435,589</b>	<b>5%</b>

## Fund 10 Expenditures

	2025-2026	2026-2027	\$ Change	% Change
<b>Expenditures:</b>				
Personnel Costs: Salaries	\$38,243,560	\$40,903,149	\$2,659,589	7%
Personnel Costs: Benefits	\$13,039,606	\$13,759,275	\$719,669	6%
<b>Salary &amp; Benefits Totals</b>	<b>51,283,166</b>	<b>54,662,424</b>	<b>3,379,258</b>	<b>7%</b>
Prairie School	\$87,510	\$93,465	\$5,955	7%
Heritage School	\$88,170	\$91,965	\$3,795	4%
Arboretum School	\$75,420	\$79,855	\$4,435	6%
Intermediate School	\$160,000	\$160,000	\$0	0%
Middle School	\$153,340	\$163,140	\$9,800	6%
High School	\$586,365	\$584,185	(\$2,180)	0%
Athletics	\$447,602	\$456,508	\$8,906	2%
Prairie School Common School Funds	\$41,522	\$42,784	\$1,262	3%
Heritage School Common School Funds	\$41,359	\$43,049	\$1,690	4%
Arboretum School Common School Funds	\$37,697	\$38,774	\$1,077	3%
Intermediate School Common School Funds	\$46,973	\$49,262	\$2,289	5%
Middle School Common School Funds	\$47,055	\$48,469	\$1,414	3%
High School Common School Funds	\$74,069	\$80,332	\$6,263	8%
Common School Fund-District	\$7,069	\$7,573	\$504	7%
<b>Building Totals</b>	<b>1,894,151</b>	<b>1,939,361</b>	<b>45,210</b>	<b>2%</b>
Utilities	\$1,083,269	\$1,337,432	\$254,163	23%
Maintenance	\$731,990	\$1,031,990	\$300,000	41%
Contingency Fund	\$200,000	\$250,000	\$50,000	25%
Transportation	\$1,724,075	\$1,819,184	\$95,109	6%
Technology	\$718,729	\$718,729	\$0	0%
Technology-Erate	\$0	\$0	\$0	0%
Curriculum-Elementary Operations	\$455,382	\$455,382	\$0	0%
Curriculum-Elementary Fees	\$576,861	\$576,861	\$0	0%
Curriculum-4K Program	\$809,900	\$637,900	(\$172,000)	-21%
Human Resources	\$54,550	\$54,550	\$0	0%
Superintendent	\$142,208	\$142,208	\$0	0%
Student Services-Operations	\$93,500	\$93,500	\$0	0%
Student Services-District	\$110,000	\$110,000	\$0	0%
Business Office	\$566,433	\$566,433	\$0	0%
District Wide	\$2,137,748	\$2,416,997	\$279,249	13%
Summer School	\$109,515	\$109,515	\$0	0%
Special Projects	\$0	\$0	\$0	0%
<b>Department Totals</b>	<b>9,514,160</b>	<b>10,320,681</b>	<b>806,521</b>	<b>8%</b>

2026-27 Second Draft

Title 1 Public Grant	\$95,100	\$76,330	-\$18,770	-20%
Title 1 Private Grant	\$2,700	\$1,000	-\$1,700	-63%
Title 2 Public Grant	\$45,255	\$42,259	-\$2,996	-7%
Title 2 Private Grant	\$6,797	\$6,314	-\$483	-7%
Title 3 Grant	\$17,204	\$17,204	\$0	0%
Title 4A Public Grant	\$8,672	\$8,672	\$0	0%
Title 4A Private Grant	\$1,328	\$1,328	\$0	0%
Career/Tech Ed Grant	\$58,704	\$63,000	\$4,296	7%
CEIS Federal Flow-Through	\$191,600	\$147,100	-\$44,500	-23%
Ed. Effectiveness Grant	\$33,442	\$33,971	\$529	2%
Peer Mentor Grant	\$12,121	\$12,500	\$379	3%
Perkins Grant	\$20,049	\$20,049	\$0	0%
School-Based Mental Health	\$0	\$0	\$0	0%
SAODA	\$25,000	\$0	-\$25,000	-100%
Youth Apprenticeship Grant	\$88,825	\$88,825	\$0	0%
<b>Grant Totals</b>	<b>\$606,797</b>	<b>\$518,552</b>	<b>(88,245)</b>	<b>-15%</b>
Transfer to Fund 27	\$7,594,427	\$6,844,790	(\$749,637)	-10%
Wellness Clinic	\$300,000	\$300,000	\$0	0%
<b>Other Program Totals</b>	<b>\$7,894,427</b>	<b>\$7,144,790</b>	<b>(749,637)</b>	<b>-9%</b>
<b>Total Expenditures</b>	<b>\$71,192,701</b>	<b>\$74,585,808</b>	<b>\$3,393,107</b>	<b>5%</b>
<b>Rev-Exp</b>	<b>\$0</b>	<b>\$42,482</b>	<b>\$42,482</b>	<b>0%</b>
<b>Beg Fund Balance</b>	<b>\$7,481,181</b>	<b>\$0</b>	<b>(\$7,481,181)</b>	<b>-100%</b>
<b>End Fund Balance</b>	<b>\$7,481,181</b>	<b>\$0</b>	<b>(\$7,481,181)</b>	<b>-100%</b>

Overall considerations for Fund 10:

- The budget is balanced for 2026-2027.
- The budget will continue to reserve \$11,875 for parking lot/band uniform fees and \$60,000 for Warrior Stadium and the Soccer Stadium turf replacement.
- The revenue cap increase is based on an actual September 2024 student count and a \$325/student increase.
- The per pupil aid increase of \$0/student.
- The state equalization aid certification estimate will be provided by the DPI on July 1.
- A general contingency of \$200,000 is included in the budget.
- The personnel budget includes an inflationary salary increase of 2.63%, advancement on the district compensations systems, a 13% increase in dental rates, a 5% increase in health insurance rates, and FTE changes as presented on the next page. Final decisions on salary increases will be approved at the May board meeting.
- The 4K program budget will be adjusted based on actual enrollment from the fall of 2026.

## Additional Positions

<b>Building</b>	<b>Position</b>	<b>FTE</b>
Prairie	4K Teacher	0.50
	Teacher	(1.00)
Heritage	4K Teacher	0.50
	Teacher	(2.00)
Arboretum	4K Teacher	0.50
Intermediate		
Middle School	Custodians	2.00
	Interventionist	1.00
High School	ELA Teacher	0.00
	Security Personnel (South Campus)	1.00
	FACE Teacher	1.00
	Tech Ed Teacher	(0.25)
Special Ed	Special Education Paraeducator (TOS)	1.00
	WaunaGROW Teacher	1.00
Student Services	Nursing	0.30
	Social Worker	0.50
	Bilingual Para	(1.00)
Athletics		
District	Warrior Media Director (Fund 80)	0.50
	PAC Director (Fund 80)	0.50
	Community Safety & Security Coordinator	0.50
Other Budget Requests	To Be Determined	
<b>Total Additional Staffing</b>		<b>6.550</b>
(Fund 10)		3.05
(Fund 27)		2.00
(Fund 80)		1.50

## Fund 21

**Purpose of Fund:** The purpose of the Special Revenue Trust Fund 21 is to account for gifts specified by donors to be used for operating purposes.

	2025-2026	2026-2027	\$ Change	% Change
<b>Revenues:</b>				
Arboretum School	\$22,950	\$22,850	(\$100)	0%
Heritage School	\$26,500	\$26,200	(\$300)	-1%
Prairie School	\$30,700	\$34,400	\$3,700	12%
Intermediate School	\$8,600	\$8,600	\$0	0%
Middle School	\$36,000	\$51,750	\$15,750	44%
High School-Scholarships	\$7,650	\$7,650	\$0	0%
High School	\$225,574	\$229,197	\$3,623	2%
Athletics	\$383,000	\$377,775	(\$5,225)	-1%
Business Office	\$58,000	\$75,000	\$17,000	29%
Maintenance	\$0	\$0	\$0	0%
Mentor	\$0	\$0	\$0	0%
Student Services	\$800	\$2,000	\$1,200	150%
Special Education	\$41,000	\$41,000	\$0	0%
<b>Total Revenues</b>	<b>\$840,774</b>	<b>\$876,422</b>	<b>\$35,648</b>	<b>4%</b>
<b>Expenditures:</b>				
Arboretum School	\$100,700	\$124,800	\$24,100	24%
Heritage School	\$22,000	\$25,000	\$3,000	14%
Prairie School	\$50,100	\$184,750	\$134,650	269%
Intermediate School	\$7,840	\$7,840	\$0	0%
Middle School	\$36,000	\$51,750	\$15,750	44%
High School - Scholarships	\$29,750	\$29,750	\$0	0%
High School	\$194,040	\$220,865	\$26,825	14%
Athletics	\$418,445	\$467,350	\$48,905	12%
Business Office	\$52,000	\$74,000	\$22,000	42%
Maintenance	\$0	\$0	\$0	0%
Mentor	\$0	\$0	\$0	0%
Student Services	\$0	\$2,000	\$2,000	0%
Special Education	\$33,550	\$33,550	\$0	0%
<b>Total Expenditures</b>	<b>\$944,425</b>	<b>\$1,221,655</b>	<b>\$277,230</b>	<b>29%</b>
<b>Rev – Exp:</b>	<b>(\$103,651)</b>	<b>(\$345,233)</b>	<b>(\$99,476)</b>	<b>--</b>
<b>Beg Fund Balance</b>	<b>\$1,241,189</b>	<b>\$1,361,046</b>	<b>\$119,857</b>	<b>10%</b>
<b>End Fund Balance</b>	<b>\$1,361,046</b>	<b>\$1,145,825</b>	<b>(\$215,221)</b>	<b>-16%</b>

## Special Education Fund 27

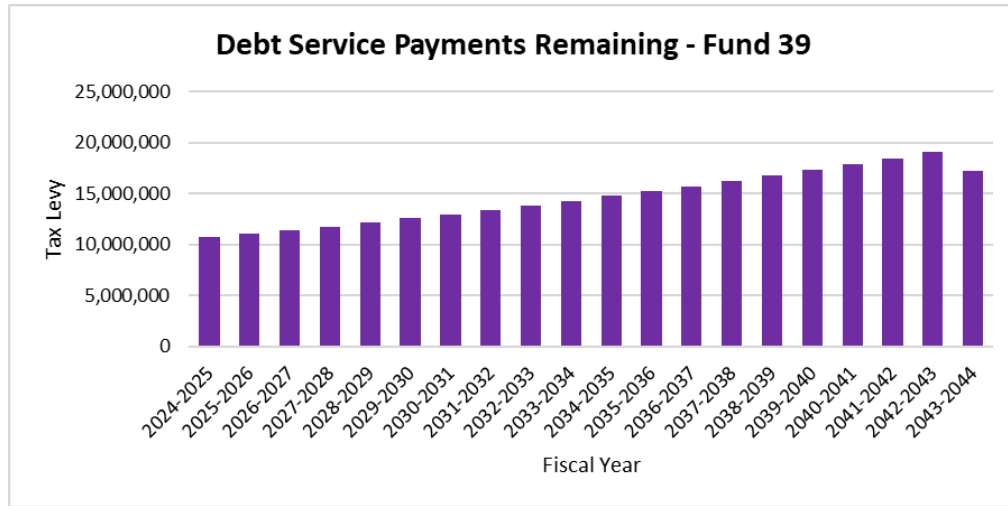
**Purpose of Fund:** The purpose of the special education Fund 27 is to account for all of the special education programs and operations in the school district. The personnel budget includes an inflationary salary increase of 4.12%, advancement on the district compensations systems, a 0% increase in dental rates, a 5% increase in health insurance rates, and FTE changes as presented on page 13. This will be updated for the third draft in July.

	2025-2026	2026-2027	\$ Change	% Change
<b>Revenues:</b>				
Federal Grant PS	\$58,500	\$58,500	\$0	0%
Federal Grant FT	\$975,048	\$975,048	\$0	0%
<b>Grand Totals</b>	<b>\$1,033,548</b>	<b>\$1,033,548</b>	<b>\$0</b>	<b>0%</b>
State Aid	\$4,225,000	\$5,274,383	\$1,049,383	25%
Transfer In Fund 10	\$7,594,427	\$6,844,790	(\$749,637)	-9.9%
High Cost Aid	\$775,000	\$1,395,000	\$620,000	80.0%
Medicaid	\$200,000	\$200,000	\$0	0%
Transit of State Aid	\$10,000	\$10,000	\$0	0%
Open Enrollment Tuition	\$40,000	\$40,000	\$0	0%
State Transition Grant	\$15,000	\$15,000	\$0	0%
<b>Other Revenue</b>	<b>\$12,859,427</b>	<b>\$13,779,173</b>	<b>\$919,746</b>	<b>7%</b>
<b>Total Revenues</b>	<b>\$13,892,975</b>	<b>\$14,812,721</b>	<b>\$919,746</b>	<b>7%</b>
<b>Expenditures:</b>				
Federal Grant PS	\$58,500	\$58,500	\$0	0%
Federal Grant FT	\$975,048	\$975,048	\$0	0%
<b>Grant Totals</b>	<b>\$1,033,548</b>	<b>\$1,033,548</b>	<b>\$0</b>	<b>0%</b>
Personnel Costs: Salaries	\$9,193,371	\$9,716,567	\$523,196	6%
Personnel Costs: Benefits	\$3,198,010	\$3,514,560	\$316,550	10%
<b>Salary &amp; Benefits Totals</b>	<b>\$12,391,381</b>	<b>\$13,231,127</b>	<b>\$839,746</b>	<b>7%</b>
Special Ed-Operations	\$63,546	\$63,546	\$0	0%
Special Ed-District	\$237,000	\$317,000	\$80,000	34%
Transportation	\$157,500	\$157,500	\$0	0%
Medicaid	\$10,000	\$10,000	\$0	0%
<b>Program Totals</b>	<b>\$468,046</b>	<b>\$548,046</b>	<b>\$80,000</b>	<b>17%</b>
<b>Total Expenditures</b>	<b>\$13,892,975</b>	<b>\$14,812,721</b>	<b>\$919,746</b>	<b>7%</b>
<b>Rev – Exp:</b>	<b>\$0</b>	<b>\$0</b>	<b>\$0</b>	<b>---</b>
<b>Beg Fund Balance</b>	<b>\$0</b>	<b>\$0</b>	<b>\$0</b>	<b>0%</b>
<b>End Fund Balance</b>	<b>\$0</b>	<b>\$0</b>	<b>\$0</b>	<b>0%</b>

## Debt Service Fund 39

	2025-2026	2026-2027	\$ Change	% Change
<b>Revenues:</b>				
Premium	\$0	\$0	\$0	0%
Refinancing	\$0	\$0	\$0	0%
Interest Earned	\$50,000	\$50,000	\$0	0%
Property Taxes	\$8,554,712	\$8,850,867	\$296,155	3%
Interest Rebate	\$0	\$0	\$0	0%
Transfer from Fund 49	\$0	\$0	\$0	0%
<b>Total Revenues:</b>	<b>\$8,604,712</b>	<b>\$8,900,867</b>	<b>\$296,155</b>	<b>3%</b>
<b>Expenditures:</b>				
Refinancing	\$0	\$0	\$0	0%
Interest Owed	\$7,173,119	\$6,814,719	(\$358,400)	-5%
Principal Owed	\$6,165,000	\$6,530,000	\$365,000	6%
Other Debts	\$6,000	\$0	(\$6,000)	-100%
<b>Total Expenditures</b>	<b>\$13,344,119</b>	<b>\$13,344,719</b>	<b>\$600</b>	<b>0%</b>
<b>Rev – Exp:</b>	<b>(\$4,739,407)</b>	<b>(\$4,443,852)</b>	<b>\$295,555</b>	<b>-6%</b>
<b>Beg Fund Balance</b>	<b>\$7,330,161</b>	<b>\$7,107,230</b>	<b>(\$222,931)</b>	<b>-3%</b>
<b>End Fund Balance</b>	<b>\$7,107,230</b>	<b>\$2,663,378</b>	<b>(\$4,443,852)</b>	<b>-63%</b>

The following graph and table reflects the future tax levies (7 borrowings) in this fund. The school board has approved four bond issues related to the November 2022 referendum. Interest earnings and interest rebate have been updated for the fourth draft of the budget.



FISCAL YEAR	AMOUNT DUE
2026-2027	8,850,867
2027-2028	9,163,573
2028-2029	9,678,987
2029-2030	10,224,188
2030-2031	10,795,025
2031-2032	11,402,925
2032-2033	12,041,556
2033-2034	12,719,394
2034-2035	13,433,338
2035-2036	14,188,175
2036-2037	14,987,175
2037-2038	15,829,175
2038-2039	16,720,375
2039-2040	17,656,775
2040-2041	18,649,075
2041-2042	19,697,575
2042-2043	20,788,576
2043-2044	20,079,722
2044-2045	8,945,000
2045-2046	8,942,000
2046-2047	8,942,100
2047-2048	8,944,700
2048-2049	8,944,300
2049-2050	8,945,400
<b>TOTAL DUE</b>	<b>\$310,569,976</b>

The amount due includes estimates based on the most recent financial plan. Only a portion of the November 2022 capital referendum has been borrowed long-term.

## Capital Projects Fund 49

**Purpose of Fund:** The purpose of the capital projects fund 49 is to account for referendum approved capital expenditures related to buildings and sites. The November 2022 capital referendum question of \$175 million is accounted for in this fund.

	2025-2026	2026-2027	\$ Change	% Change
<b>Revenues:</b>				
Bond Proceeds	\$0	\$0	\$0	0%
Interest	\$1,500,000	\$25,000	(\$1,475,000)	-98%
<b>Total Revenues</b>	<b>\$1,500,000</b>	<b>\$25,000</b>	<b>(\$1,475,000)</b>	<b>-98%</b>
<b>Expenditures:</b>				
Heritage Elementary	\$0	\$0	\$0	0%
Middle School	\$40,000,000	\$5,000,000	(\$35,000,000)	-88%
HS/TLC/District	\$0	\$2,800,000	\$2,800,000	0%
Districtwide Maintenance	\$2,000,000	\$1,000,000	(\$1,000,000)	-50%
Transfer to Fund 39	\$0	\$0	\$0	0%
<b>Total Expenditures</b>	<b>\$42,000,000</b>	<b>\$8,800,000</b>	<b>(\$33,200,000)</b>	<b>-79%</b>
<b>Rev – Exp:</b>	<b>(40,500,000.00)</b>	<b>(8,775,000)</b>	<b>31,725,000</b>	<b>-78%</b>
<b>Beg Fund Balance</b>	<b>101,487,266</b>	<b>43,641,427</b>	<b>(57,845,839)</b>	<b>-57%</b>
<b>End Fund Balance</b>	<b>\$43,641,427</b>	<b>\$34,866,427</b>	<b>(\$8,775,000)</b>	<b>-20%</b>

The first draft of the budget has been updated to reflect the anticipated expenditures for the new Middle School and other districtwide projects. The district will likely have a small remaining balance as of June 30<sup>th</sup>, 2026.

## Food Service Fund 50

**Purpose of Fund:** The purpose of the food service fund 50 is to account for the food service program.

	2025-2026	2026-2027	\$ Change	% Change
<b>Revenues:</b>				
Milk Sales	\$88,315	\$86,826	(\$1,489)	-2%
Ala-Carte Sales	\$978,109	\$968,331	(\$9,778)	-1%
Lunch Sales-Students	\$1,155,320	\$1,293,516	\$138,196	12%
Lunch Sales-Adults	\$17,850	\$18,270	\$420	2%
Lunch-Dane County	\$119,868	\$62,621	(\$57,247)	-48%
Catering	\$55,250	\$25,926	(\$29,324)	-53%
Breakfast Sales	\$32,937	\$124,062	\$91,125	277%
Madison Country Day	\$180,540	\$0	(\$180,540)	-100%
High Point Christian	\$77,430	\$0	(\$77,430)	-100%
Westside Christian	\$86,078	\$0	(\$86,078)	-100%
<b>Total Revenues</b>	<b>\$2,791,696</b>	<b>\$2,579,552</b>	<b>(\$212,144)</b>	<b>-8%</b>
<b>Expenditures:</b>				
Contracted Services	\$1,243,714	\$1,091,710	(\$152,004)	-12%
Food Purchase	\$1,328,368	\$1,238,185	(\$90,183)	-7%
Other Supplies	\$88,247	\$79,439	(\$8,809)	-10%
Equipment Purchase	\$25,000	\$25,000	\$0	0%
Software/Tech Costs	\$60,000	\$60,000	\$0	0%
Personnel Costs	\$40,000	\$40,000	\$0	0%
<b>Total Expenditures</b>	<b>\$2,785,330</b>	<b>\$2,534,334</b>	<b>(\$250,996)</b>	<b>-9%</b>
<b>Rev-Exp:</b>	<b>\$6,367</b>	<b>\$45,218</b>	<b>\$38,852</b>	<b>--</b>
<b>Beg Fund Balance</b>	<b>\$0</b>	<b>\$0</b>	<b>\$0</b>	<b>0%</b>
<b>End Fund Balance</b>	<b>\$0</b>	<b>\$45,218</b>	<b>\$45,218</b>	<b>0%</b>

The food service program is contracted out to Taher, Inc. The Dane County lunch program provides meals to community members and the revenue is received from the Dane County Department of Health and Human Services. Only July through December is accounted for in the budget as we have notified them that services will be ending December 31, 2026. The District food service program will no longer be supporting services to Madison Country Day, Westside Christian School, and High Point Christian starting July 1, 2026.

## Employee Benefit Trust Fund 73

**Purpose of Fund:** The purpose of the employee benefit trust fund 73 is to account for formally established benefit pension plans, defined contribution plans, or employee benefit plans.

	2025-2026	2026-2027	\$ Change	% Change
<b>Revenues:</b>				
Interest – AUL Trust	\$10,000	\$10,000	\$0	0%
Interest – HRA Trust	\$400,000	\$400,000	\$0	0%
Employer Contributions - AUL	\$0	\$0	\$0	0%
Employee Contributions – AUL	\$0	\$0	\$0	0%
Employer Contributions – HRA	\$582,000	\$582,000	\$0	0%
Employee Contributions – HRA	\$0	\$0	\$0	0%
<b>Total Revenues</b>	<b>\$992,000</b>	<b>\$992,000</b>	<b>\$0</b>	<b>0%</b>
<b>Expenditures:</b>				
Disbursements – AUL	\$600,000	\$600,000	\$0	0%
Disbursements – HRA	\$600,000	\$600,000	\$0	0%
Disbursements - Implicit Rate	\$33,000	\$33,000	\$0	0%
<b>Total Expenditures</b>	<b>\$1,233,000</b>	<b>\$1,233,000</b>	<b>\$0</b>	<b>0%</b>
<b>Rev – Exp:</b>	<b>(\$241,000)</b>	<b>(\$241,000)</b>	<b>\$0</b>	<b>0%</b>
<b>Beg Fund</b>	<b>\$8,935,703</b>	<b>\$9,331,888</b>	<b>\$396,185</b>	<b>4%</b>
<b>End Fund</b>	<b>\$9,331,888</b>	<b>\$9,090,888</b>	<b>(\$241,000)</b>	<b>-3%</b>

This budget has been updated in the final draft of the budget based on the final retirement benefits for the 2024-2025 retirees.

## Community Service Fund 80

**Purpose of Fund:** The purpose of the community service fund 80 is to account for community activities such as adult education, recreation, athletic camps, and other related community programs.

	2025-2026	2026-2027	\$ Change	% Change
<b>Revenues:</b>				
Property Taxes	\$1,006,300	\$1,221,871	\$215,571	21%
Athletic Camps	\$0	\$0	\$0	0%
Community Ed	\$17,000	\$17,000	\$0	0%
Summer School Camps	\$1,200	\$1,200	\$0	0%
Middle School Athletics	\$15,500	\$25,000	\$9,500	61%
Community Ed/Swim	\$45,000	\$45,000	\$0	0%
WCCC Grant	\$125,000	\$125,000	\$0	0%
Warrior Media	\$15,000	\$20,000	\$5,000	33%
<b>Total Revenues</b>	<b>\$1,225,000</b>	<b>\$1,455,071</b>	<b>\$230,071</b>	<b>19%</b>
<b>Expenditures:</b>				
Community Education	\$60,000	\$60,000	\$0	0%
Communications	\$55,000	\$60,000	\$5,000	9%
Athletic Camps	\$0	\$0	\$0	0%
Middle School Activities	\$333,071	\$333,071	\$0	0%
Community Ed/Swim	\$170,000	\$220,000	\$50,000	29%
Maintenance	\$50,000	\$50,000	\$0	0%
Public Safety	\$125,000	\$180,000	\$55,000	44%
Police Liaison Officer	\$60,000	\$82,000	\$22,000	37%
Summer School Camps	\$1,200	\$1,200	\$0	0%
Workers Compensation	\$2,000	\$2,000	\$0	0%
WCCC Grant	\$125,000	\$125,000	\$0	0%
Warrior Media	\$150,000	\$225,000	\$75,000	50%
Utilities	\$100,000	\$100,000	\$0	0%
DataWrangler	\$16,800	\$16,800	\$0	0%
<b>Total Expenditures</b>	<b>\$1,248,071</b>	<b>\$1,455,071</b>	<b>\$207,000</b>	<b>17%</b>
<b>Rev – Exp:</b>	<b>(\$23,071)</b>	<b>\$0</b>	<b>\$23,071</b>	<b>--</b>
<b>Beg Fund Balance</b>	<b>\$79,384</b>	<b>\$85,567</b>	<b>\$6,183</b>	<b>8%</b>
<b>End Fund Balance</b>	<b>\$85,567</b>	<b>\$85,567</b>	<b>\$0</b>	<b>0%</b>

A community service fund tax levy covers the administrative costs of the community education program and other costs such as custodial, maintenance, public safety, middle school athletics/clubs/organizations, Waunakee Community Cares Coalition Grant, and personnel costs not charged to the community through user fees. New for 2026-27: 0.5 FTE Community Safety & Security Coordinator, 0.5 FTE PAC Director, 0.5 FTE Warrior Media Director. This will be updated for the third draft in July.

2026-27 Second Draft

## Other Cooperative Fund 99

**Purpose of Fund:** The purpose of the other cooperative fund 99 is to account for cooperative fiscal agreements made between school districts.

	2025-2026	2026-2027	\$ Change	% Change
<b>Revenues:</b>				
DCNTP	\$6,500	\$0	(\$6,500)	-100%
Mentor Grants	\$0	\$0	\$0	0%
Total Revenues	\$6,500	\$0	(\$6,500)	-100%
<b>Expenditures:</b>				
DCNTP	\$6,500	\$0	(\$6,500)	-100%
Mentor Grants	\$0	\$0	\$0	0%
Total Expenditures	\$6,500	\$0	(\$6,500)	-100%
<b>Rev – Exp:</b>	\$0	\$0	\$0	---
<b>Beg Fund Balance</b>	\$0	\$0	\$0	0%
<b>End Fund Balance</b>	\$0	\$0	\$0	0%

The Dane County New Teacher was previously accounted for in this fund. At the end of the 2024-25 school year this program moved to CESA 2. We no longer have any financial transactions in fund 99.