



Student Engagement Full Report

Full Organization
Lake Bluff School District








December 2025

Dimensions

Dimension	Mean
Self Esteem	4.19 + 0.03
Belonging	4.10 = 0.00
Classroom Management	4.09 + 0.12
Safety	4.03 -0.03
Perceptions of Principal	4.00 -0.10
Feedback	3.99 + 0.06
Engagement	3.96 + 0.01
Fairness	3.93 + 0.02
Perceptions of Teacher	3.77 + 0.02
Relevance	3.68 + 0.08
Survival Needs	3.68 + 0.02
Satisfaction	3.52 -0.01
Choice	3.29 + 0.12

SD : Strongly Disagree **D** : Disagree **N** : Neutral **A** : Agree **SA** : Strongly Agree **NA** : Not Applicable

Self Esteem

Question	Mean	Distribution					
13. I have friends at school who care about me.	4.44 -0.02	SD: 8 (1.50%)	D: 11 (2.07%)	N: 49 (9.21%)	A: 134 (25.19%)	SA: 330 (62.03%)	NA: 0 (0.00%)
							
15. My teachers want me to be a successful person.	4.40 + 0.01	SD: 7 (1.32%)	D: 8 (1.50%)	N: 41 (7.71%)	A: 186 (34.96%)	SA: 290 (54.51%)	NA: 0 (0.00%)
							
16. My teachers treat me with respect.	4.32 + 0.10	SD: 5 (0.94%)	D: 8 (1.50%)	N: 59 (11.09%)	A: 201 (37.78%)	SA: 259 (48.68%)	NA: 0 (0.00%)
							
17. My teachers believe in me.	4.32 + 0.06	SD: 2 (0.38%)	D: 6 (1.13%)	N: 55 (10.34%)	A: 225 (42.29%)	SA: 244 (45.86%)	NA: 0 (0.00%)
							
18. I believe in myself.	4.08 -0.01	SD: 17 (3.20%)	D: 21 (3.95%)	N: 73 (13.72%)	A: 212 (39.85%)	SA: 209 (39.29%)	NA: 0 (0.00%)
							
12. At my school, I feel like I matter.	3.90 + 0.11	SD: 15 (2.82%)	D: 28 (5.26%)	N: 116 (21.80%)	A: 210 (39.47%)	SA: 163 (30.64%)	NA: 0 (0.00%)
							
14. My teachers notice when I am working hard.	3.89 + 0.01	SD: 9 (1.69%)	D: 35 (6.58%)	N: 100 (18.80%)	A: 247 (46.43%)	SA: 141 (26.50%)	NA: 0 (0.00%)
							

SD : Strongly Disagree

D : Disagree

N : Neutral

A : Agree

SA : Strongly Agree





NA : Not Applicable

Belonging






Question	Mean	Distribution					
23. My teachers care about me.	4.29 + 0.01	SD: 4 (0.75%)	D: 6 (1.13%)	N: 67 (12.59%)	A: 208 (39.10%)	SA: 247 (46.43%)	NA: 0 (0.00%)
		<div><div></div><div>N</div><div>A</div><div>SA</div></div>					
20. My teachers greet me when I come to class.	4.17 -0.01	SD: 5 (0.94%)	D: 19 (3.57%)	N: 84 (15.79%)	A: 199 (37.41%)	SA: 225 (42.29%)	NA: 0 (0.00%)
		<div><div></div><div>N</div><div>A</div><div>SA</div></div>					
19. I feel welcome in my classes.	4.09 + 0.02	SD: 5 (0.94%)	D: 16 (3.01%)	N: 91 (17.11%)	A: 233 (43.80%)	SA: 187 (35.15%)	NA: 0 (0.00%)
		<div><div></div><div>N</div><div>A</div><div>SA</div></div>					
22. My friends miss me when I am not in school.	4.09 + 0.03	SD: 8 (1.50%)	D: 23 (4.32%)	N: 102 (19.17%)	A: 177 (33.27%)	SA: 222 (41.73%)	NA: 0 (0.00%)
		<div><div></div><div>N</div><div>A</div><div>SA</div></div>					
21. People at school notice when I am not in school.	3.99 -0.09	SD: 11 (2.07%)	D: 24 (4.51%)	N: 113 (21.24%)	A: 195 (36.65%)	SA: 189 (35.53%)	NA: 0 (0.00%)
		<div><div></div><div>N</div><div>A</div><div>SA</div></div>					
24. In my school, I feel like I belong.	3.99 + 0.04	SD: 13 (2.44%)	D: 17 (3.20%)	N: 114 (21.43%)	A: 207 (38.91%)	SA: 181 (34.02%)	NA: 0 (0.00%)
		<div><div></div><div>N</div><div>A</div><div>SA</div></div>					

SD : Strongly Disagree **D** : Disagree **N** : Neutral **A** : Agree **SA** : Strongly Agree **NA** : Not Applicable

Classroom Management

Question	Mean	Distribution					
39. My teachers are well organized.	4.26 + 0.08	SD: 1 (0.19%)	D: 11 (2.07%)	N: 67 (12.59%)	A: 223 (41.92%)	SA: 230 (43.23%)	NA: 0 (0.00%)
							
41. My teachers prepare materials and equipment before the start of the lessons.	4.14 + 0.13	SD: 1 (0.19%)	D: 11 (2.07%)	N: 91 (17.11%)	A: 240 (45.11%)	SA: 189 (35.53%)	NA: 0 (0.00%)
							
38. My teachers use classroom time well.	4.13 + 0.18	SD: 6 (1.13%)	D: 13 (2.44%)	N: 88 (16.54%)	A: 226 (42.48%)	SA: 199 (37.41%)	NA: 0 (0.00%)
							
40. When I struggle with their explanations, my teachers try other approaches.	3.83 + 0.08	SD: 14 (2.63%)	D: 35 (6.58%)	N: 118 (22.18%)	A: 227 (42.67%)	SA: 138 (25.94%)	NA: 0 (0.00%)
							

Safety

Question	Mean	Distribution					
62. I feel physically safe in school.	4.14 -0.06	SD: 12 (2.26%)	D: 18 (3.38%)	N: 80 (15.04%)	A: 194 (36.47%)	SA: 228 (42.86%)	NA: 0 (0.00%)
							
61. I feel physically safe in the lunch room.	4.12 -0.03	SD: 17 (3.20%)	D: 21 (3.95%)	N: 70 (13.16%)	A: 199 (37.41%)	SA: 225 (42.29%)	NA: 0 (0.00%)
							
63. I feel physically safe on school grounds.	4.08 -0.04	SD: 11 (2.07%)	D: 20 (3.76%)	N: 86 (16.17%)	A: 211 (39.66%)	SA: 204 (38.35%)	NA: 0 (0.00%)
							
60. I am comfortable answering questions in my classes.	3.91 -0.02	SD: 13 (2.44%)	D: 34 (6.39%)	N: 118 (22.18%)	A: 192 (36.09%)	SA: 175 (32.89%)	NA: 0 (0.00%)
							
59. I am comfortable asking questions in my classes.	3.88 -0.02	SD: 15 (2.82%)	D: 38 (7.14%)	N: 115 (21.62%)	A: 190 (35.71%)	SA: 174 (32.71%)	NA: 0 (0.00%)
							

SD : Strongly Disagree **D** : Disagree **N** : Neutral **A** : Agree **SA** : Strongly Agree **NA** : Not Applicable

Perceptions of Principal

Question	Mean	Distribution					
56. My principal is doing a great job leading our school.	4.22 -0.14	SD: 11 (2.07%)	D: 23 (4.32%)	N: 84 (15.79%)	A: 135 (25.38%)	SA: 279 (52.44%)	NA: 0 (0.00%)
		N		A		SA	
57. My principal cares about me.	4.06 -0.06	SD: 10 (1.88%)	D: 25 (4.70%)	N: 97 (18.23%)	A: 193 (36.28%)	SA: 207 (38.91%)	NA: 0 (0.00%)
		N		A		SA	
55. My principal makes decisions that are fair to all students.	3.99 -0.14	SD: 11 (2.07%)	D: 33 (6.20%)	N: 110 (20.68%)	A: 174 (32.71%)	SA: 204 (38.35%)	NA: 0 (0.00%)
		D		N		A	
58. I feel comfortable talking to my principal.	3.73 -0.04	SD: 24 (4.51%)	D: 58 (10.90%)	N: 121 (22.74%)	A: 163 (30.64%)	SA: 166 (31.20%)	NA: 0 (0.00%)
		D		N		A	

Feedback

Question	Mean	Distribution					
43. My teachers share positive things about me with my parents/guardians.	4.11 + 0.01	SD: 6 (1.13%)	D: 10 (1.88%)	N: 96 (18.05%)	A: 225 (42.29%)	SA: 195 (36.65%)	NA: 0 (0.00%)
		N		A		SA	
45. My teachers tell me when I have done something well.	4.06 + 0.07	SD: 5 (0.94%)	D: 19 (3.57%)	N: 87 (16.35%)	A: 248 (46.62%)	SA: 173 (32.52%)	NA: 0 (0.00%)
		N		A		SA	
42. My teachers give me useful feedback.	3.96 + 0.07	SD: 3 (0.56%)	D: 25 (4.70%)	N: 116 (21.80%)	A: 235 (44.17%)	SA: 153 (28.76%)	NA: 0 (0.00%)
		N		A		SA	
44. My teachers return my assignments with useful comments to help me improve.	3.92 + 0.13	SD: 10 (1.88%)	D: 32 (6.02%)	N: 106 (19.92%)	A: 226 (42.48%)	SA: 158 (29.70%)	NA: 0 (0.00%)
		D		N		A	
46. My teachers ask questions to check my understanding.	3.91 + 0.05	SD: 3 (0.56%)	D: 32 (6.02%)	N: 109 (20.49%)	A: 252 (47.37%)	SA: 136 (25.56%)	NA: 0 (0.00%)
		D		N		A	

SD : Strongly Disagree

D : Disagree

N : Neutral

A : Agree

SA : Strongly Agree

NA : Not Applicable

Engagement

Question	Mean	Distribution					
10. I am driven to do my best at school.	4.18 + 0.03	SD: 3 (0.56%)	D: 11 (2.07%)	N: 79 (14.85%)	A: 234 (43.98%)	SA: 205 (38.53%)	NA: 0 (0.00%)
8. I learn a lot in school.	4.16 -0.02	SD: 6 (1.13%)	D: 10 (1.88%)	N: 95 (17.86%)	A: 204 (38.35%)	SA: 217 (40.79%)	NA: 0 (0.00%)
11. When something is difficult, I keep trying.	4.04 + 0.01	SD: 5 (0.94%)	D: 12 (2.26%)	N: 95 (17.86%)	A: 266 (50.00%)	SA: 154 (28.95%)	NA: 0 (0.00%)
9. I am meeting my learning goals.	3.95 + 0.05	SD: 4 (0.75%)	D: 18 (3.38%)	N: 108 (20.30%)	A: 275 (51.69%)	SA: 127 (23.87%)	NA: 0 (0.00%)
7. My teachers are able to keep my attention for the whole lesson.	3.46 -0.03	SD: 19 (3.57%)	D: 63 (11.84%)	N: 181 (34.02%)	A: 194 (36.47%)	SA: 75 (14.10%)	NA: 0 (0.00%)

Fairness

Question	Mean	Distribution					
53. My teachers grade assignments fairly.	4.15 -0.01	SD: 8 (1.50%)	D: 25 (4.70%)	N: 73 (13.72%)	A: 199 (37.41%)	SA: 227 (42.67%)	NA: 0 (0.00%)
54. My teachers treat everyone fairly.	3.91 + 0.03	SD: 18 (3.38%)	D: 41 (7.71%)	N: 99 (18.61%)	A: 185 (34.77%)	SA: 189 (35.53%)	NA: 0 (0.00%)
52. When there is a problem between students, my teachers listen to all sides of the story.	3.71 + 0.02	SD: 25 (4.70%)	D: 45 (8.46%)	N: 139 (26.13%)	A: 172 (32.33%)	SA: 151 (28.38%)	NA: 0 (0.00%)

SD : Strongly Disagree **D** : Disagree **N** : Neutral **A** : Agree **SA** : Strongly Agree **NA** : Not Applicable

Perceptions of Teacher

Question	Mean	Distribution					
30. My teachers set good examples for me to follow.	4.11 + 0.03	SD: 3 (0.56%)	D: 12 (2.26%)	N: 100 (18.80%)	A: 228 (42.86%)	SA: 189 (35.53%)	NA: 0 (0.00%)
		N	A	SA			
32. My teachers get excited when I learn.	3.70 -0.01	SD: 13 (2.44%)	D: 44 (8.27%)	N: 154 (28.95%)	A: 197 (37.03%)	SA: 124 (23.31%)	NA: 0 (0.00%)
		D	N	A	SA		
31. My teachers explain why we need to learn each lesson.	3.51 + 0.06	SD: 38 (7.14%)	D: 55 (10.34%)	N: 147 (27.63%)	A: 184 (34.59%)	SA: 108 (20.30%)	NA: 0 (0.00%)
		SD	D	N	A	SA	

Relevance

Question	Mean	Distribution					
47. My teachers teach us how to work together productively in teams.	3.92 + 0.13	SD: 8 (1.50%)	D: 24 (4.51%)	N: 110 (20.68%)	A: 249 (46.80%)	SA: 141 (26.50%)	NA: 0 (0.00%)
		N	A	SA			
51. My teachers help me learn to communicate well.	3.89 + 0.10	SD: 8 (1.50%)	D: 34 (6.39%)	N: 118 (22.18%)	A: 223 (41.92%)	SA: 149 (28.01%)	NA: 0 (0.00%)
		D	N	A	SA		
50. My teachers show me how to track my own progress.	3.60 -0.03	SD: 19 (3.57%)	D: 53 (9.96%)	N: 148 (27.82%)	A: 216 (40.60%)	SA: 96 (18.05%)	NA: 0 (0.00%)
		D	N	A	SA		
48. My teachers help me see connections between what I am learning and my life.	3.55 + 0.06	SD: 20 (3.76%)	D: 57 (10.71%)	N: 165 (31.02%)	A: 191 (35.90%)	SA: 99 (18.61%)	NA: 0 (0.00%)
		D	N	A	SA		
49. What I am learning in school is relevant to my life.	3.42 + 0.10	SD: 37 (6.95%)	D: 58 (10.90%)	N: 170 (31.95%)	A: 177 (33.27%)	SA: 90 (16.92%)	NA: 0 (0.00%)
		SD	D	N	A	SA	

SD : Strongly Disagree **D** : Disagree **N** : Neutral **A** : Agree **SA** : Strongly Agree **NA** : Not Applicable

Survival Needs

Question	Mean	Distribution					
6. My teachers care about my health.	4.37 + 0.04	SD: 3 (0.56%)	D: 6 (1.13%)	N: 66 (12.41%)	A: 174 (32.71%)	SA: 283 (53.20%)	NA: 0 (0.00%)
		N	A	SA			
5. My teachers let me get a drink when I am thirsty.	4.08 + 0.03	SD: 5 (0.94%)	D: 24 (4.51%)	N: 101 (18.98%)	A: 198 (37.22%)	SA: 204 (38.35%)	NA: 0 (0.00%)
		N	A	SA			
2. I get enough to eat at school.	3.79 -0.08	SD: 16 (3.01%)	D: 47 (8.83%)	N: 118 (22.18%)	A: 203 (38.16%)	SA: 148 (27.82%)	NA: 0 (0.00%)
		D	N	A	SA		
1. My classrooms are a comfortable temperature.	3.58 + 0.03	SD: 16 (3.01%)	D: 58 (10.90%)	N: 162 (30.45%)	A: 193 (36.28%)	SA: 103 (19.36%)	NA: 0 (0.00%)
		D	N	A	SA		
4. I have a lot of energy throughout the day.	3.36 + 0.04	SD: 17 (3.20%)	D: 67 (12.59%)	N: 219 (41.17%)	A: 165 (31.02%)	SA: 64 (12.03%)	NA: 0 (0.00%)
		D	N	A	SA		
3. I have a lot of energy at the start of the school day.	2.91 + 0.07	SD: 77 (14.47%)	D: 119 (22.37%)	N: 171 (32.14%)	A: 106 (19.92%)	SA: 59 (11.09%)	NA: 0 (0.00%)
		SD	D	N	A	SA	

SD : Strongly Disagree

D : Disagree

N : Neutral

A : Agree

SA : Strongly Agree

NA : Not Applicable

Satisfaction

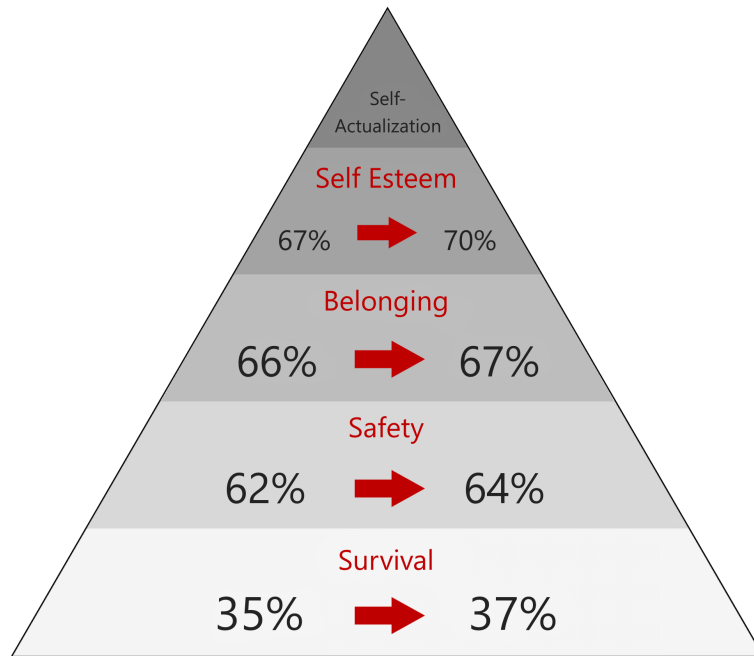
Question	Mean	Distribution					
28. When I have a great teacher, I tell others about it.	4.05 + 0.06	SD: 12 (2.26%)	D: 23 (4.32%)	N: 93 (17.48%)	A: 201 (37.78%)	SA: 203 (38.16%)	NA: 0 (0.00%)
		N		A		SA	
27. My teachers make learning fun.	3.52 -0.02	SD: 21 (3.95%)	D: 51 (9.59%)	N: 195 (36.65%)	A: 161 (30.26%)	SA: 104 (19.55%)	NA: 0 (0.00%)
		D		N		A	
26. I have fun at school each day.	3.47 = 0.00	SD: 18 (3.38%)	D: 58 (10.90%)	N: 202 (37.97%)	A: 164 (30.83%)	SA: 90 (16.92%)	NA: 0 (0.00%)
		D		N		A	
29. My teachers make me excited to learn.	3.42 -0.06	SD: 21 (3.95%)	D: 58 (10.90%)	N: 209 (39.29%)	A: 164 (30.83%)	SA: 80 (15.04%)	NA: 0 (0.00%)
		D		N		A	
25. I look forward to being in school each day.	3.13 -0.02	SD: 59 (11.09%)	D: 85 (15.98%)	N: 183 (34.40%)	A: 138 (25.94%)	SA: 67 (12.59%)	NA: 0 (0.00%)
		SD	D	N		A	

SD : Strongly Disagree **D** : Disagree **N** : Neutral **A** : Agree **SA** : Strongly Agree **NA** : Not Applicable

Choice

Question	Mean	Distribution					
34. On some tests, I get to choose how I show my learning.	3.58 + 0.13	SD: 29 (5.45%)	D: 59 (11.09%)	N: 130 (24.44%)	A: 202 (37.97%)	SA: 112 (21.05%)	NA: 0 (0.00%)
		D	N	A	SA		
35. I get to choose how I do my assignments and projects.	3.47 + 0.14	SD: 21 (3.95%)	D: 53 (9.96%)	N: 197 (37.03%)	A: 179 (33.65%)	SA: 82 (15.41%)	NA: 0 (0.00%)
		D	N	A	SA		
36. I get to make decisions about how I learn in the classroom.	3.26 + 0.17	SD: 28 (5.26%)	D: 91 (17.11%)	N: 191 (35.90%)	A: 161 (30.26%)	SA: 61 (11.47%)	NA: 0 (0.00%)
		D	N	A	SA		
37. My teachers ask me to help create classroom rules or expectations.	3.23 + 0.08	SD: 50 (9.40%)	D: 94 (17.67%)	N: 167 (31.39%)	A: 124 (23.31%)	SA: 97 (18.23%)	NA: 0 (0.00%)
		SD	D	N	A	SA	
33. In class, I get to choose the activities I work on.	2.90 + 0.07	SD: 64 (12.03%)	D: 109 (20.49%)	N: 211 (39.66%)	A: 112 (21.05%)	SA: 36 (6.77%)	NA: 0 (0.00%)
		SD	D	N	A	SA	

Snapshot of Maslow's Hierarchy

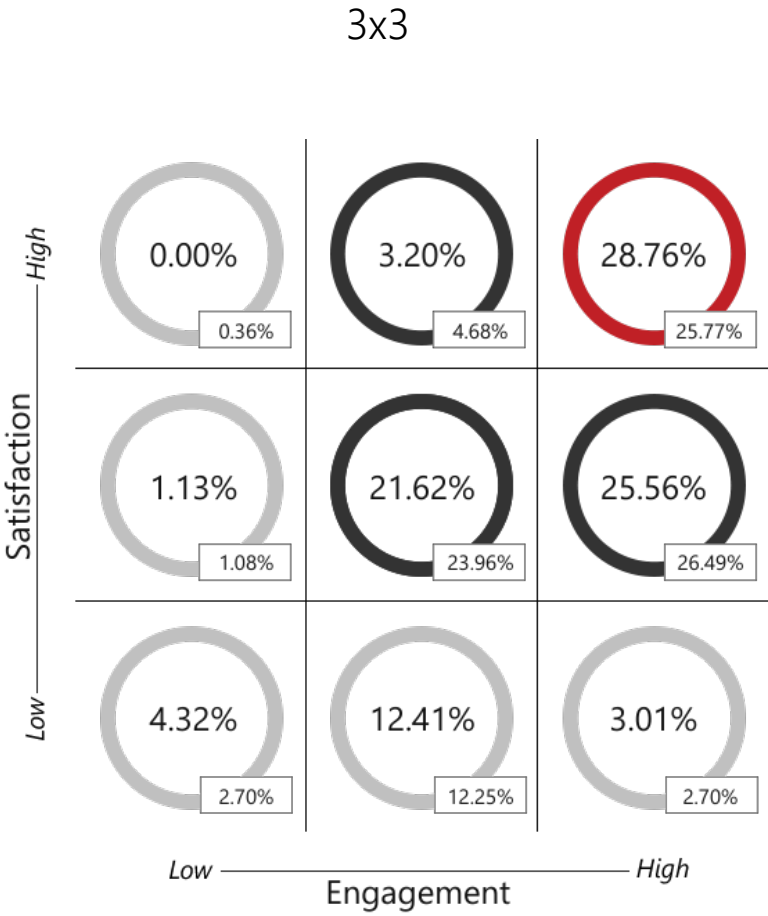


Top Action Items

Question	Mean
13. I have friends at school who care about me.	4.44 -0.02
15. My teachers want me to be a successful person.	4.40 + 0.01
6. My teachers care about my health.	4.37 + 0.04
17. My teachers believe in me.	4.32 + 0.06
16. My teachers treat me with respect.	4.32 + 0.10

Bottom Action Items

Question	Mean
33. In class, I get to choose the activities I work on.	2.90 + 0.07
3. I have a lot of energy at the start of the school day.	2.91 + 0.07
25. I look forward to being in school each day.	3.13 -0.02
37. My teachers ask me to help create classroom rules or expectations.	3.23 + 0.08
36. I get to make decisions about how I learn in the classroom.	3.26 + 0.17



All Items

Question	Dimension	Mean
13. I have friends at school who care about me.	Self Esteem	4.44 -0.02
15. My teachers want me to be a successful person.	Self Esteem	4.40 + 0.01
6. My teachers care about my health.	Survival Needs	4.37 + 0.04
17. My teachers believe in me.	Self Esteem	4.32 + 0.06
16. My teachers treat me with respect.	Self Esteem	4.32 + 0.10
23. My teachers care about me.	Belonging	4.29 + 0.01
39. My teachers are well organized.	Classroom Management	4.26 + 0.08
56. My principal is doing a great job leading our school.	Perceptions of Principal	4.22 -0.14
10. I am driven to do my best at school.	Engagement	4.18 + 0.03
20. My teachers greet me when I come to class.	Belonging	4.17 -0.01
8. I learn a lot in school.	Engagement	4.16 -0.02
53. My teachers grade assignments fairly.	Fairness	4.15 -0.01
62. I feel physically safe in school.	Safety	4.14 -0.06
41. My teachers prepare materials and equipment before the start of the lessons.	Classroom Management	4.14 + 0.13
38. My teachers use classroom time well.	Classroom Management	4.13 + 0.18
61. I feel physically safe in the lunch room.	Safety	4.12 -0.03
30. My teachers set good examples for me to follow.	Perceptions of Teacher	4.11 + 0.03
43. My teachers share positive things about me with my parents/guardians.	Feedback	4.11 + 0.01
22. My friends miss me when I am not in school.	Belonging	4.09 + 0.03
19. I feel welcome in my classes.	Belonging	4.09 + 0.02
63. I feel physically safe on school grounds.	Safety	4.08 -0.04

Question	Dimension	Mean
18. I believe in myself.	Self Esteem	4.08 -0.01
5. My teachers let me get a drink when I am thirsty.	Survival Needs	4.08 + 0.03
45. My teachers tell me when I have done something well.	Feedback	4.06 + 0.07
57. My principal cares about me.	Perceptions of Principal	4.06 -0.06
28. When I have a great teacher, I tell others about it.	Satisfaction	4.05 + 0.06
11. When something is difficult, I keep trying.	Engagement	4.04 + 0.01
55. My principal makes decisions that are fair to all students.	Perceptions of Principal	3.99 -0.14
21. People at school notice when I am not in school.	Belonging	3.99 -0.09
24. In my school, I feel like I belong.	Belonging	3.99 + 0.04
42. My teachers give me useful feedback.	Feedback	3.96 + 0.07
9. I am meeting my learning goals.	Engagement	3.95 + 0.05
44. My teachers return my assignments with useful comments to help me improve.	Feedback	3.92 + 0.13
47. My teachers teach us how to work together productively in teams.	Relevance	3.92 + 0.13
54. My teachers treat everyone fairly.	Fairness	3.91 + 0.03
60. I am comfortable answering questions in my classes.	Safety	3.91 -0.02
46. My teachers ask questions to check my understanding.	Feedback	3.91 + 0.05
12. At my school, I feel like I matter.	Self Esteem	3.90 + 0.11
51. My teachers help me learn to communicate well.	Relevance	3.89 + 0.10
14. My teachers notice when I am working hard.	Self Esteem	3.89 + 0.01

Question	Dimension	Mean
59. I am comfortable asking questions in my classes.	Safety	3.88 -0.02
40. When I struggle with their explanations, my teachers try other approaches.	Classroom Management	3.83 + 0.08
2. I get enough to eat at school.	Survival Needs	3.79 -0.08
58. I feel comfortable talking to my principal.	Perceptions of Principal	3.73 -0.04
52. When there is a problem between students, my teachers listen to all sides of the story.	Fairness	3.71 + 0.02
32. My teachers get excited when I learn.	Perceptions of Teacher	3.70 -0.01
50. My teachers show me how to track my own progress.	Relevance	3.60 -0.03
34. On some tests, I get to choose how I show my learning.	Choice	3.58 + 0.13
1. My classrooms are a comfortable temperature.	Survival Needs	3.58 + 0.03
48. My teachers help me see connections between what I am learning and my life.	Relevance	3.55 + 0.06
27. My teachers make learning fun.	Satisfaction	3.52 -0.02
31. My teachers explain why we need to learn each lesson.	Perceptions of Teacher	3.51 + 0.06
35. I get to choose how I do my assignments and projects.	Choice	3.47 + 0.14
26. I have fun at school each day.	Satisfaction	3.47 = 0.00
7. My teachers are able to keep my attention for the whole lesson.	Engagement	3.46 -0.03
29. My teachers make me excited to learn.	Satisfaction	3.42 -0.06
49. What I am learning in school is relevant to my life.	Relevance	3.42 + 0.10
4. I have a lot of energy throughout the day.	Survival Needs	3.36 + 0.04
36. I get to make decisions about how I learn in the classroom.	Choice	3.26 + 0.17

Question	Dimension	Mean
37. My teachers ask me to help create classroom rules or expectations.	Choice	3.23 + 0.08
25. I look forward to being in school each day.	Satisfaction	3.13 -0.02
3. I have a lot of energy at the start of the school day.	Survival Needs	2.91 + 0.07
33. In class, I get to choose the activities I work on.	Choice	2.90 + 0.07