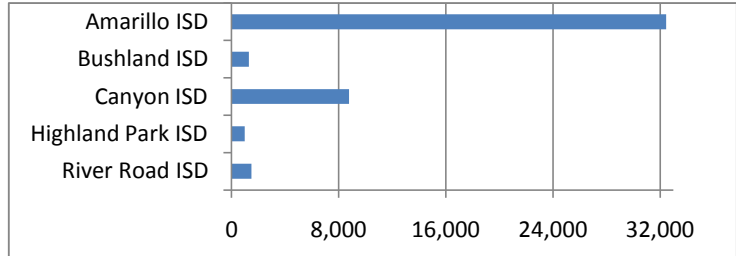


RIVER ROAD INDEPENDENT SCHOOL DISTRICT DISTRICT COMPARISONS

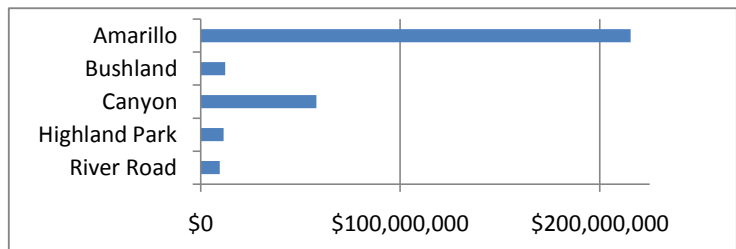
Enrollment: 2010-2011

	Membership
Amarillo ISD	32,445
Bushland ISD	1,306
Canyon ISD	8,783
Highland Park ISD	983
River Road ISD	1,492



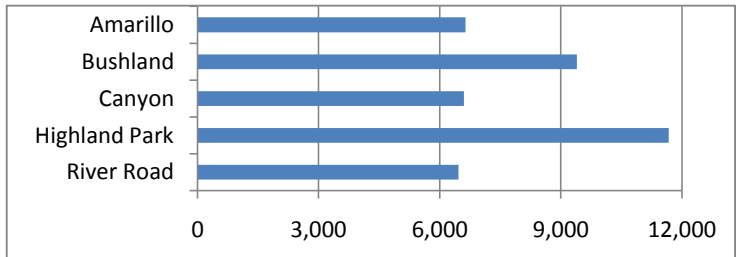
General Fund Budget: 2010-2011

Amarillo	\$215,519,976
Bushland	\$12,271,530
Canyon	\$57,959,361
Highland Park	\$11,477,665
River Road	\$9,642,792



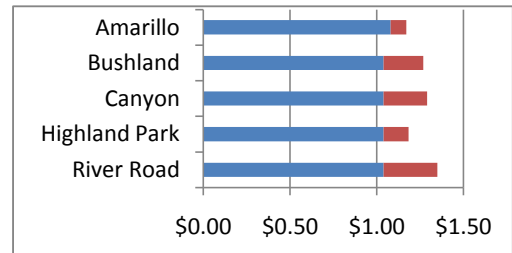
General Fund Spending per Student

Amarillo ISD	\$6,643
Bushland ISD	\$9,396
Canyon ISD	\$6,599
Highland Park ISD	\$11,676
River Road ISD	\$6,463



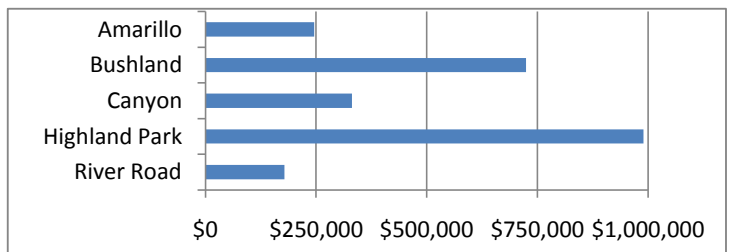
Property Tax Rates: 2010

	M & O	I & S	TOTAL
Amarillo	\$1.0800	\$0.0900	\$1.1700
Bushland	\$1.0400	\$0.2286	\$1.2686
Canyon	\$1.0400	\$0.2500	\$1.2900
Highland Park	\$1.0400	\$0.1425	\$1.1825
River Road	\$1.0400	\$0.3100	\$1.3500



Wealth per Pupil: 2010

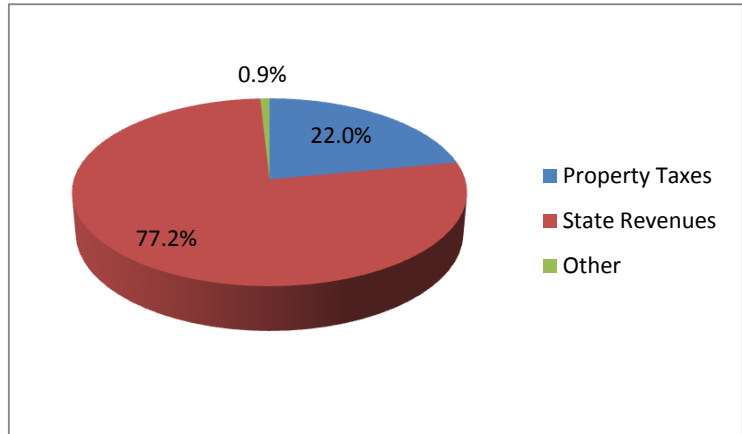
Amarillo	\$245,485
Bushland	\$724,384
Canyon	\$330,804
Highland Park	\$989,652
River Road	\$178,225



RIVER ROAD INDEPENDENT SCHOOL DISTRICT 2011-2012 GENERAL FUND BUDGET INFORMATION

Revenue Sources

	2011-2012
	<u>Proposed</u>
Property Taxes	\$2,111,565
State Revenues	\$7,420,000
Other	\$82,600



Expense Distribution

	2011-2012
	<u>Proposed</u>
Salaries/Benefits	\$6,850,371
Contracted Services	\$1,521,965
Supplies & Materials	\$899,979
Other Operating Costs	\$341,682

