

Expenses for Period of September 2024  
Fiscal Year 2024 - 2025

### Head Start Expense by Function

Function	Expense Amount	Percentage of Expense
Function 11 Instructional	\$ 129,570	81.8%
Function 12 Library	\$ -	0.0%
Function 13 Staff Development	\$ 8,818	5.6%
Function 21 Instructional Leadership	\$ 1,738	1.1%
Function 23 School Leadership	\$ 3,910	2.5%
Function 31 Counseling Services	\$ 2,734	1.7%
Function 32 Social Work Services	\$ 10,706	6.8%
Function 33 Health Services	\$ -	0.0%
Function 51 Maintenance	\$ -	0.0%
Function 61 Community Services	\$ 934	0.6%
<b>Program Total:</b>	<b>\$ 158,410</b>	<b>100%</b>

Expenses for Period of September 2024  
Fiscal Year 2024 - 2025

### Head Start Expense by Category


Category	Expense Amount	Percentage of Expense
6100 Payroll	\$ 150,683	95.1%
6200 Registrations, Contracted Services	\$ 108	0.1%
6298 Substitutes	\$ 2,116	1.3%
6300 Supplies	\$ 4,603	2.9%
Staff Development, Classroom		
6400 Snacks	\$ 901	0.6%
6600 Capital Assets	\$ -	0.0%
<b>Program Total:</b>	<b>\$ 158,410</b>	<b>100%</b>

Year to Date Expenses Through September 2024  
Fiscal Year 2024 - 2025

### Head Start Expense by Category

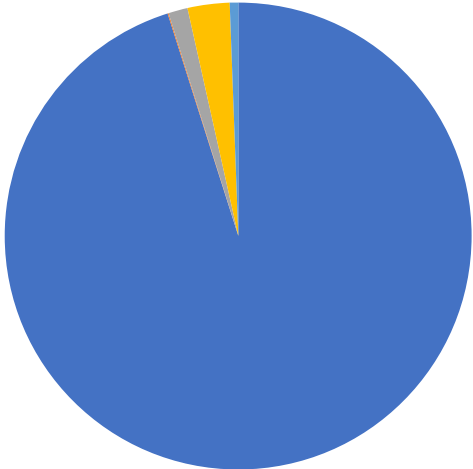
Category	Expense Amount	Percentage of Expense
6100 Payroll	\$ 154,553	92.2%
6200 Registrations, Contracted Services	\$ 108	0.1%
6298 Substitutes	\$ 2,116	1.3%
6300 Supplies	\$ 9,923	5.9%
Staff Development, Classroom		
6400 Snacks	\$ 901	0.5%
6600 Capital Assets	\$ -	0.0%
Indirect Costs	\$ -	0.0%
<b>Program Total:</b>	<b>\$ 167,600</b>	<b>100%</b>

## Period Expenses by Function

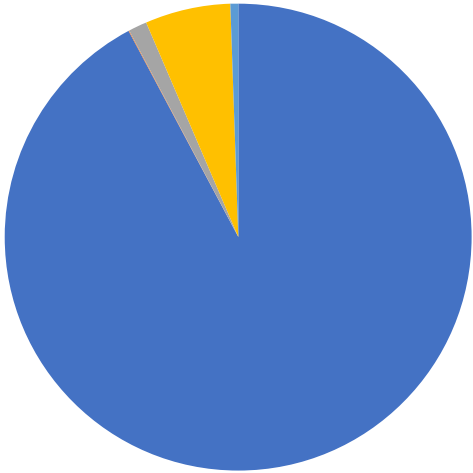


# Period Expenses by Category

- 6100 Payroll
- 6200 Registrations, Contracted Services
- 6298 Substitutes
- 6300 Supplies
- 6400 Staff Development, Classroom Snacks
- 6600 Capital Assets



# Year to Date Expenses Through September 2024



- 6100 Payroll
- 6200 Registrations, Contracted Services
- 6298 Substitutes
- 6300 Supplies
- 6400 Staff Development, Classroom Snacks
- 6600 Capital Assets