

	A	B	C	D	E	F	G	H	I
1	MINEOLA INDEPENDENT SCHOOL DISTRICT								
2	2013-2014 BUDGET								
3	AS OF 12/31/13								
4									
5									
6									
7	GENERAL FUND								
8	FUND 199					BUDGETED	EXPENDED	ENCUMBERED/ ACCRUED	BALANCE
9									
10	<i>11-INSTRUCTION</i>								
11									
12	SUBSTITUTES					122,400.00	31,750.15	0.00	90,649.85
13	SALARIES					5,798,824.00	1,594,631.75	648,157.65	3,556,034.60
14	FIMM					80,634.00	19,972.48	0.00	60,661.52
15	HEALTH INSURANCE					410,875.00	119,172.67	0.00	291,702.33
16	WORKER'S COMPENSATION					29,456.00	0.00	0.00	29,456.00
17	TRS ON-BEHALF					579,675.00	0.00	0.00	579,675.00
18	UNEMPLOYMENT					5,155.00	4,658.80	0.00	496.20
19	TEACHER RETIREMENT/TRS CARE					87,758.00	31,956.11	0.00	55,801.89
20	PERSONAL DAYS					47,732.00	0.00	0.00	47,732.00
21	TOTAL					7,162,509.00	1,802,141.96	648,157.65	4,712,209.39
22									
23	FINGERPRINTING-HS					0.00	0.00	0.00	0.00
24	FINGERPRINTING-MS					0.00	0.00	0.00	0.00
25	FINGERPRINTING-PS					0.00	0.00	0.00	0.00
26	FINGERPRINTING-ES					0.00	0.00	0.00	0.00
27	CONT SERV-CIS-HS					0.00	0.00	0.00	0.00
28	STUDENT TUTION-HS					0.00	0.00	0.00	0.00
29	COMPUTER AND COPIER REPAIR/MAINT-HS					5,500.00	4,400.00	429.94	670.06
30	COMPUTER AND COPIER REPAIR/MAINT-MS					5,500.00	4,000.00	0.00	1,500.00
31	COMPUTER AND COPIER REPAIR/MAINT-PS					5,500.00	4,089.95	0.00	1,410.05
32	COMPUTER AND COPIER REPAIR/MAINT-ES					5,500.00	4,000.00	629.94	870.06
33	GENERAL REPAIR-HS					4,500.00	0.00	0.00	4,500.00
34	CONTRACTED SERVICE-DRAMA					0.00	0.00	0.00	0.00
35	BAND INSTRUMENT REPAIR-HS					4,500.00	624.00	565.70	3,310.30
36	BAND INSTRUMENT REPAIR-MS					3,500.00	336.00	447.00	2,717.00
37	REPAIR-HS-SCIENCE					0.00	0.00	0.00	0.00
38	REPAIR-MS-SCIENCE					0.00	0.00	0.00	0.00
39	PHOTOGRAPHY REPAIR/MAINT-HS					0.00	0.00	0.00	0.00
40	REPAIR-CAREER & TECH-HS					0.00	0.00	0.00	0.00
41	VO AG-MAINT-HS					1,000.00	0.00	0.00	1,000.00
42	HOMEMAKING MAINT-HS					750.00	0.00	0.00	750.00
43	AUTO MECH MAINT-HS					1,000.00	748.18	0.00	251.82
44	REPAIR-HS-DE					0.00	0.00	0.00	0.00
45	REPAIR-HS-SP ED					350.00	0.00	0.00	350.00
46	REPAIR-MS-SP ED					0.00	0.00	0.00	0.00
47	RENTAL DRIVER'S ED-HS					0.00	0.00	0.00	0.00
48	CONT-SERV-COMPUTERS-HS					6,000.00	490.00	0.00	5,510.00
49	CONT SERV-COMPUTERS-HS C/T					0.00	0.00	0.00	0.00
50	CONT SERV-COMPUTERS-HS ALLOTMENT					34,000.00	1,375.00	0.00	32,625.00

	A	B	C	D	E	F	G	H	I
51	CONT-SERV-COMPUTERS-HS-ST COMP					0.00	0.00	0.00	0.00
52	CONT SERV-COMPUTERS-MS					12,500.00	3,987.32	0.00	8,512.68
53	CONT SERV-COMPUTERS-MS-ST COMP					0.00	0.00	0.00	0.00
54	CONT SERV-COMPUTERS-PS					12,500.00	3,320.07	0.00	9,179.93
55	CONT SERV-COMPUTERS-PS ESL					0.00	0.00	0.00	0.00
56	CONT SERV-COMPUTERS-PS-ST COMP					0.00	0.00	0.00	0.00
57	CONT SERV-COMPUTERS- ES					14,000.00	4,383.24	0.00	9,616.76
58	CONT SERV-COMPUTERS-ES-ESL					0.00	0.00	0.00	0.00
59	CONT SERV-COMPUTERS-ES-ST COMP					0.00	0.00	0.00	0.00
60	CONT SERV-TECHNOLOGY-HS					5,000.00	0.00	0.00	5,000.00
61	CONT SERV-TECHNOLOGY-MS					5,000.00	119.99	0.00	4,880.01
62	CONT SERV-TECHNOLOGY-PS					5,000.00	183.98	0.00	4,816.02
63	CONT SERV-TECHNOLOGY-ES					5,000.00	0.00	0.00	5,000.00
64	TOTAL					136,600.00	32,057.73	2,072.58	102,469.69
65									
66	INST SUPPLIES-HS					14,000.00	1,432.06	0.00	12,567.94
67	INST SUPPLIES-HS-G/T					100.00	53.97	0.00	46.03
68	INST SUPPLIES-HS-ESL					300.00	0.00	0.00	300.00
69	INST SUPPLIES-HS-ST COMP					2,500.00	115.54	32.97	2,351.49
70	INST SUPPLIES-HS-ENTENDED DAY					1,500.00	0.00	0.00	1,500.00
71	INST SUPPLIES-HS ALLOTMENT					10,000.00	0.00	0.00	10,000.00
72	INST SUPPLIES-MS					12,500.00	1,528.39	73.15	10,898.46
73	INST SUPPLIES-MS-G/T					1,600.00	1,399.99	0.00	200.01
74	INST SUPPLIES-MS-ESL					300.00	0.00	0.00	300.00
75	INST SUPPLIES-MS-ST COMP					2,000.00	0.00	0.00	2,000.00
76	INST SUPPLIES-MS-EXTENDED DAY					1,500.00	0.00	0.00	1,500.00
77	INST SUPPLIES-PS					18,000.00	2,111.34	0.00	15,888.66
78	INST SUPPLIES-PS-G/T					500.00	0.00	0.00	500.00
79	INST SUPPLIES-PS-ESL					500.00	0.00	0.00	500.00
80	INST SUPPLIES-PS-ST COMP					1,000.00	0.00	0.00	1,000.00
81	INST SUPPLIES-PS-AFTER SCHOOL					1,500.00	0.00	0.00	1,500.00
82	INST SUPPLIES-ES					18,000.00	1,112.61	2,387.81	14,499.58
83	INST SUPPLIES-ES-G/T					500.00	224.49	0.00	275.51
84	INST SUPPLIES-ES-ESL					300.00	0.00	0.00	300.00
85	INST SUPPLIES-ES-ST COMP					2,000.00	0.00	0.00	2,000.00
86	INST SUPPLIES-ES-AFTER SCHOOL					1,500.00	0.00	0.00	1,500.00
87	IST SUPPLIES-CURRICULUM-ES					600.00	0.00	0.00	600.00
88	SUPPLIES-DISTRICT					0.00	0.00	0.00	0.00
89	GENERAL SUPPLIES-HS					9,760.05	0.00	0.00	9,760.05
90	GENERAL SUPPLIES-MS					5,000.00	0.00	0.00	5,000.00
91	GENERAL SUPPLIES-PS					5,000.00	0.00	0.00	5,000.00
92	GENERAL SUPPLIES-ES					5,000.00	0.00	0.00	5,000.00
93	ENGLISH-HS					600.00	151.80	0.00	448.20
94	ENGLISH-MS					500.00	131.17	0.00	368.83
95	SPEECH-HS					50.00	0.00	0.00	50.00
96	SPEECH-MS					200.00	0.00	0.00	200.00
97	JOURNALISM-HS					300.00	300.00	0.00	0.00
98	JOURNALISM-MS					0.00	0.00	0.00	0.00
99	DRAMA-HS					4,100.00	722.32	239.50	3,138.18

	A	B	C	D	E	F	G	H	I
100	DRAMA-MS					250.00	0.00	0.00	250.00
101	READING-MS					750.00	0.00	221.65	528.35
102	SPANISH-HS					200.00	0.00	0.00	200.00
103	BAND-HS					6,000.00	2,484.88	409.74	3,105.38
104	CHOIR-HS					1,000.00	169.20	0.00	830.80
105	BAND-MS					5,000.00	1,831.87	269.87	2,898.26
106	CHOIR-MS					1,000.00	121.29	0.00	878.71
107	HISTORY-HS					250.00	0.00	0.00	250.00
108	HISTORY-MS					500.00	0.00	0.00	500.00
109	MATH-HS					3,870.00	146.67	233.06	3,490.27
110	MATH-MS					1,500.00	0.00	445.45	1,054.55
111	ART-HS					1,234.00	0.00	0.00	1,234.00
112	ART-MS					1,000.00	391.80	0.00	608.20
113	ART-PS					2,400.00	1,181.82	0.00	1,218.18
114	ART-ES					600.00	453.78	0.00	146.22
115	SCIENCE-HS					4,536.00	1,573.74	0.00	2,962.26
116	SCIENCE-MS					2,320.00	1,805.59	0.00	514.41
117	SCIENCE-ES					2,500.00	202.09	240.00	2,057.91
118	MUSIC-PS					500.00	0.00	0.00	500.00
119	MUSIC-ES					500.00	83.06	0.00	416.94
120	PE-HS					739.95	40.00	699.95	0.00
121	PE-MS					750.00	0.00	0.00	750.00
122	PE-PS					750.00	0.00	0.00	750.00
123	PE-ES					700.00	687.28	0.00	12.72
124	INST HEALTH-HS					0.00	0.00	0.00	0.00
125	BUSINESS DEPT-HS					1,000.00	181.11	100.00	718.89
126	KEYBOARDING-MS					500.00	0.00	0.00	500.00
127	HEALTH-HS					0.00	0.00	0.00	0.00
128	SIXTH GRADE-MS					0.00	0.00	0.00	0.00
129	PRE-K-PS					500.00	0.00	0.00	500.00
130	KINDERGARTEN-PS					3,000.00	867.03	30.00	2,102.97
131	FIRST GRADE-PS					3,500.00	404.42	0.00	3,095.58
132	SECOND GRADE-PS					3,000.00	151.46	60.00	2,788.54
133	HEAD START-PS					600.00	55.63	0.00	544.37
134	THIRD GRADE-ES					3,500.00	0.00	0.00	3,500.00
135	FOURTH GRADE-ES					3,000.00	0.00	0.00	3,000.00
136	FIFTH GRADE-ES					3,000.00	915.88	294.30	1,789.82
137	COMPUTER LAB-MS					500.00	0.00	0.00	500.00
138	COMPUTER LAB-PS					900.00	0.00	0.00	900.00
139	COMPUTER LAB-ES					2,000.00	0.00	0.00	2,000.00
140	CAREER & TECH-HS					0.00	0.00	0.00	0.00
141	VO AGRICULTURE-HS					2,000.00	1,099.69	200.00	700.31
142	HOMEMAKING-HS					2,500.00	1,469.78	0.00	1,030.22
143	AUTO MECH-HS					2,000.00	663.06	400.00	936.94
144	D E -HS					1,000.00	0.00	0.00	1,000.00
145	SPEECH THERAPY-PS					0.00	0.00	0.00	0.00
146	SPEECH THERAPY-ES					0.00	0.00	0.00	0.00
147	CONTENT MASTERY-HS					0.00	0.00	0.00	0.00
148	SPECIAL ED-HS					2,000.00	99.00	0.00	1,901.00
149	SPECIAL ED-MS					2,000.00	0.00	0.00	2,000.00
150	SPECIAL ED-PS					750.00	0.00	429.00	321.00

	A	B	C	D	E	F	G	H	I
151	SPECIAL ED-ES					2,000.00	0.00	0.00	2,000.00
152	SUPPLIES-HS-SCIENCE-RENOVATIONS					0.00	0.00	0.00	0.00
153	SUPPLIES-TECHNOLOGY-HS**					10,000.00	4,657.31	33.14	5,309.55
154	SUPPLEIS-TECHNOLOGY-HS C/T					0.00	0.00	0.00	0.00
155	SUPPLIES-TECHNOLOGY-MS**					10,000.00	4,724.06	33.14	5,242.80
156	SUPPLIES-TECHNOLOGY-PS**					10,000.00	4,724.05	33.14	5,242.81
157	SUPPLIES-TECHNOLOGY-ES**					10,000.00	4,724.09	33.14	5,242.77
158	TOTAL					239,310.00	45,193.32	6,899.01	187,217.67
159									
160	GENERAL TRAVEL-HS					2,500.00	0.00	0.00	2,500.00
161	TRAVEL-BUSINESS-HS					0.00	0.00	0.00	0.00
162	TRAVEL-DRAFTING-HS					0.00	0.00	0.00	0.00
163	TRAVEL-VO AG-HS					5,000.00	2,546.96	0.00	2,453.04
164	TRAVEL-HOMEMAKING-HS					2,000.00	21.08	0.00	1,978.92
165	TRAVEL-AUTO MECH-HS					0.00	0.00	0.00	0.00
166	TRAVEL-DE-HS					1,000.00	0.00	0.00	1,000.00
167	TRAVEL-SP ED-NON EMPLOYEE					2,500.00	0.00	0.00	2,500.00
168	FEE/DUES-ES					0.00	0.00	0.00	0.00
169	GRADUATION EXPENSE					2,500.00	0.00	0.00	2,500.00
170	TOTAL					15,500.00	2,568.04	0.00	12,931.96
171									
172	VECHILE-VO AG					0.00	0.00	0.00	0.00
173	EQUIP/FURN>5,000-VO AG					0.00	0.00	0.00	0.00
174	FURN/EQUIP-HS					9,651.00	4,426.69	0.00	5,224.31
175	FURN/EQUIP-C/T					0.00	0.00	0.00	0.00
176	FURN/EQUIP-HS ALLOTMENT					10,000.00	0.00	0.00	10,000.00
177	FURN/EQUIP-MS					10,000.00	375.00	0.00	9,625.00
178	FURN/EQUIP-MS-ST COMP					0.00	0.00	0.00	0.00
179	FURN/EQUIP-PS					10,000.00	823.64	0.00	9,176.36
180	FURN/EQUIP-ES					10,000.00	375.00	0.00	9,625.00
181	FURN/EQUIP-DISTRICT WIDE					25,000.00	0.00	0.00	25,000.00
182	FURN/EQUIP-HS-ENGLISH					0.00	0.00	0.00	0.00
183	FURN/EQUIP-DRAMA					0.00	0.00	0.00	0.00
184	FURN/EQUIP-MS-READING					0.00	0.00	0.00	0.00
185	FURN/EQUIP-SPANISH					0.00	0.00	0.00	0.00
186	BAND INSTRUMENTS-HS					44,765.00	0.00	0.00	44,765.00
187	FURN/EQUIP-HS CHOIR					0.00	0.00	0.00	0.00
188	BAND INSTRUMENTS-MS					5,235.00	0.00	5,235.00	0.00
189	FURN/EQUIP-HS HISTORY					0.00	0.00	0.00	0.00
190	FURN/EQUIP-MS-HISTORY					0.00	0.00	0.00	0.00
191	FURN/EQUIP-HS-MATH					5,000.00	0.00	0.00	5,000.00
192	FURN/EQUIP-HS-ART					0.00	0.00	0.00	0.00
193	FURN/EQUIP-HS-SCIENCE					0.00	0.00	0.00	0.00
194	FURN/EQUIP-MS-SCIENCE					0.00	0.00	0.00	0.00
195	FURN/EQUIP-PS-MUSIC					0.00	0.00	0.00	0.00
196	FURN/EQUIP-ES-MUSIC					0.00	0.00	0.00	0.00
197	FURN/EQUIP-PS-PE					0.00	0.00	0.00	0.00
198	FURN/EQUIP-ES-PE					0.00	0.00	0.00	0.00
199	FURN/EQUIP-KEYBOARDING-MS					0.00	0.00	0.00	0.00
200	FURN/EQUIP-PS-PRE-K					0.00	0.00	0.00	0.00
201	FURN/EQUIP-PS-KINDERGARTEN					0.00	0.00	0.00	0.00

	A	B	C	D	E	F	G	H	I
202	FURN/EQUIP-PS-FIRST GRADE					0.00	0.00	0.00	0.00
203	FURN/EQUIP-PS-SECOND GRADE					0.00	0.00	0.00	0.00
204	FURN/EQUIP-HEAD START					0.00	0.00	0.00	0.00
205	FURN/EQUIP-ES-THIRD GRADE					0.00	0.00	0.00	0.00
206	FURN/EQUIP-ES-FOURTH GRADE					0.00	0.00	0.00	0.00
207	FURN/EQUIP-ES-FIFTH GRADE					0.00	0.00	0.00	0.00
208	FURN/EQUIP-HS-CAREER/TECH					0.00	0.00	0.00	0.00
209	FURN/EQUIP-VO AG					0.00	0.00	0.00	0.00
210	FURN/EQUIP-DE					0.00	0.00	0.00	0.00
211	FURN-EQUIP-HS-AUTO MECH					0.00	0.00	0.00	0.00
212	FURN/EQUIP-PS-SPEECH					0.00	0.00	0.00	0.00
213	FURN/EQUIP-HS-SP ED					349.00	349.00	0.00	0.00
214	FURN/EQUIP-MS-SP ED					0.00	0.00	0.00	0.00
215	FURN/EQUIP-PS-SP ED					0.00	0.00	0.00	0.00
216	FURN/EQUIP-ES-SP ED					0.00	0.00	0.00	0.00
217	FURN/EQUIP-HS-SCIENCE-RENOVATIONS					0.00	0.00	0.00	0.00
218	FURN/EQUIP-HS TECHNOLOGY**					45,000.00	5,319.00	0.00	39,681.00
219	FURN/EQUIP-HS-C/T					0.00	0.00	0.00	0.00
220	FURN/EQUIP-HS-ST COMP					0.00	0.00	0.00	0.00
221	FURN/EQUIP-MS TECHNOLOGY**					2,500.00	0.00	0.00	2,500.00
222	FURN/EQUIP-PS TECHNOLOGY**					2,500.00	0.00	0.00	2,500.00
223	FURN/EQUIP-ES TECHNOLOGY**					2,500.00	0.00	0.00	2,500.00
224	FURN/EQUIP-ES-ST COMP					0.00	0.00	0.00	0.00
225	TOTAL					182,500.00	11,668.33	5,235.00	165,596.67
226									
227	TOTAL INSTRUCTION					7,736,419.00	1,893,629.38	662,364.24	5,180,425.38
228									
229									
230									
231	SUBSTITUTES					1,000.00	347.50	0.00	652.50
232	SALARIES					145,221.00	41,864.62	17,602.43	85,753.95
233	FIMM					2,145.00	539.21	0.00	1,605.79
234	HEALTH INSURANCE					11,736.00	3,422.98	0.00	8,313.02
235	WORKER'S COMPENSATION					696.00	0.00	0.00	696.00
236	TRS ON BEHALF					0.00	0.00	0.00	0.00
237	UNEMPLOYMENT					122.00	107.31	0.00	14.69
238	TEACHER RETIREMENT/TRS CARE					2,119.00	756.11	0.00	1,362.89
239	PERSONAL DAYS					1,672.00	0.00	0.00	1,672.00
240	TOTAL					164,711.00	47,037.73	17,602.43	100,070.84
241									
242	REGION VII SERVICES-HS					0.00	0.00	0.00	0.00
243	REGION VII SERVICES-MS					0.00	0.00	0.00	0.00
244	REGION VII SERVICES-PS					0.00	0.00	0.00	0.00
245	REGION VII SERVICES-ES					0.00	0.00	0.00	0.00
246	AUDIO VISUAL/REPAIR-HS					0.00	0.00	0.00	0.00
247	AUDIO VISUAL/REPAIR-MS					0.00	0.00	0.00	0.00
248	AUDIO VISUAL/REPAIR-PS					0.00	0.00	0.00	0.00
249	AUDIO VISUAL/REPAIR-ES					0.00	0.00	0.00	0.00
250	CONTRACTED SERVICES-HS					2,219.00	825.30	0.00	1,393.70
251	CONTRACTED SERVICES-MS					1,000.00	0.00	0.00	1,000.00

12-LIBRARY

	A	B	C	D	E	F	G	H	I
252	CONTRACTED SERVICES-PS					1,000.00	0.00	0.00	1,000.00
253	CONTRACTED SERVICES-ES					1,000.00	0.00	0.00	1,000.00
254	TOTAL					5,219.00	825.30	0.00	4,393.70
255									
256	MAGAZINES/BOOKS-HS					7,500.00	4,103.49	0.00	3,396.51
257	MAGAZINES/BOOKS-MS					5,500.00	3,786.70	0.00	1,713.30
258	MAGAZINES/BOOKS-PS					6,500.00	0.00	0.00	6,500.00
259	MAGAZINES/BOOKS-ES					6,000.00	1,873.19	52.00	4,074.81
260	AUDIO VISUAL & OTHER INST SUPPLY-HS					3,000.00	0.00	25.59	2,974.41
261	AUDIO VISUAL & OTHER INST SUPPLY-MS					2,041.00	160.87	0.00	1,880.13
262	AUDIO VISUAL & OTHER INST SUPPLY-PS					2,541.00	0.00	0.00	2,541.00
263	AUDIO VISUAL & OTHER INST SUPPLY-ES					800.00	353.86	0.00	446.14
264	TOTAL					33,882.00	10,278.11	77.59	23,526.30
265									
266	TRAVEL-HS					1,000.00	0.00	0.00	1,000.00
267	TRAVEL-MS					50.00	0.00	0.00	50.00
268	TRAVEL-PS					50.00	0.00	0.00	50.00
269	TRAVEL-ES					700.00	0.00	0.00	700.00
270	FEES/DUES-HS					500.00	0.00	0.00	500.00
271	TOTAL					2,300.00	0.00	0.00	2,300.00
272									
273	FURN/EQUIP-HS					500.00	449.00	0.00	51.00
274	FURN/EQUIP-MS					459.00	460.15	0.00	(1.15)
275	FURN/EQUIP-PS					459.00	460.15	0.00	(1.15)
276	FURN/EQUIP-ES					500.00	460.15	0.00	39.85
277	TOTAL					1,918.00	1,829.45	0.00	88.55
278									
279	TOTAL LIBRARY					208,030.00	59,970.59	17,680.02	130,379.39
280									
281	<i>13-STAFF DEVELOPMENT</i>								
282									
283	DEPARTMENT HEAD/JUDGE TRUST					11,050.00	3,122.60	1,315.35	6,612.05
284	FIMM					142.00	37.38	0.00	104.62
285	HEALTH INSURANCE					744.00	221.53	0.00	522.47
286	WORKER'S COMPENSATION					0.00	0.00	0.00	0.00
287	TRS ON-BEHALF					0.00	0.00	0.00	0.00
288	UNEMPLOYMENT					0.00	7.66	0.00	(7.66)
289	TEACHER RETIREMENT/TRS CARE					251.00	78.77	0.00	172.23
290	TOTAL					12,187.00	3,467.94	1,315.35	7,403.71
291									
292	CONTRACTED STAFF DEVELOPMENT-HS ALLO					2,000.00	0.00	0.00	2,000.00
293	CONTRACTED STAFF-DEVELOPMENT					8,000.00	0.00	0.00	8,000.00
294	STAFF DEVELOPMENT-REGION VII					7,990.00	7,598.00	0.00	392.00
295	STAFF DEVELOPMENT-G/T-REGION VII					11,000.00	11,000.00	0.00	0.00
296	STAFF DEVELOPMENT-CT-REGION VII					3,810.00	3,806.00	0.00	4.00
297	TOTAL					32,800.00	22,404.00	0.00	10,396.00
298									
299	SUPPLIES-IN SERVICE					500.00	0.00	0.00	500.00
300	TOTAL					500.00	0.00	0.00	500.00
301									

	A	B	C	D	E	F	G	H	I
452	TRAVEL-HS					1,825.00	880.77	20.00	924.23
453	TRAVEL-MS					1,350.00	148.00	10.00	1,192.00
454	TRAVEL-PS					1,425.00	175.00	480.64	769.36
455	TRAVEL-ES					1,425.00	582.69	10.00	832.31
456	TRAVEL-ES-TSII					0.00	0.00	0.00	0.00
457	MEMBERSHIP/DUES-HS					125.00	125.00	0.00	0.00
458	MEMBERSHIP/DUES-MS					0.00	0.00	0.00	0.00
459	MEMBERSHIP/DUES-PS					125.00	125.00	0.00	0.00
460	MEMBERSHIP/DUES-ES					125.00	125.00	0.00	0.00
461	FEES & DUES-COLLEGE FAIR-HS					0.00	0.00	0.00	0.00
462	FEES-PS-STUDENTS					0.00	0.00	0.00	0.00
463	TOTAL					6,400.00	2,161.46	520.64	3,717.90
464									
465	FURNITURE-HS					450.00	0.00	0.00	450.00
466	FURNITURE-MS					0.00	0.00	0.00	0.00
467	FURNITURE-PS					0.00	0.00	0.00	0.00
468	TOTAL					450.00	0.00	0.00	450.00
469									
470	TOTAL COUNSELING					323,041.00	83,472.14	27,494.43	212,074.43
471									
472									
473									
474	SALARIES					104,352.00	29,497.00	13,296.54	61,558.46
475	FIMM					1,532.00	394.11	0.00	1,137.89
476	HEALTH INSURANCE					7,818.00	2,280.24	0.00	5,537.76
477	WORKER'S COMPENSATION					560.00	0.00	0.00	560.00
478	TRS ON-BEHALF					0.00	0.00	0.00	0.00
479	UNEMPLOYMENT					98.00	85.71	0.00	12.29
480	TEACHER RETIREMENT/TRS CARE					16,420.00	5,569.39	0.00	10,850.61
481	PERSONAL DAYS					1,400.00	0.00	0.00	1,400.00
482	TOTAL					132,180.00	37,826.45	13,296.54	81,057.01
483									
484	CONT SERVICES-FINGERPRINTING					0.00	0.00	0.00	0.00
485	CONT SERVICES-NURSING-HS					0.00	0.00	0.00	0.00
486	CONT SERVICES-NURSING-MS					0.00	0.00	0.00	0.00
487	CONT SERVICES-NURSING-PS					0.00	0.00	0.00	0.00
488	CONT SERVICES-NURSING-ES					0.00	0.00	0.00	0.00
489	CONT SERVICES-HS					80.00	0.00	0.00	80.00
490	CONT SERVICES-MS					80.00	0.00	0.00	80.00
491	CONT SERVICES-PS					80.00	0.00	0.00	80.00
492	CONT SERVICES-ES					80.00	0.00	0.00	80.00
493	TOTAL					320.00	0.00	0.00	320.00
494									
495	SUPPLIES-HS					1,500.00	64.45	0.00	1,435.55
496	SUPPLIES-MS					740.00	64.46	0.00	675.54
497	SUPPLIES-PS					1,240.01	64.46	0.00	1,175.55
498	SUPPLIES-ES					1,000.00	64.45	0.00	935.55
499	TOTAL					4,480.01	257.82	0.00	4,222.19
500									
501	TRAVEL-HS					200.00	0.00	0.00	200.00

33-HEALTH SERVICES

	A	B	C	D	E	F	G	H	I
502	TRAVEL-MS					200.00	24.50	0.00	175.50
503	TRAVEL-PS					200.00	0.00	0.00	200.00
504	TRAVEL-ES					300.00	46.57	0.00	253.43
505	TOTAL					900.00	71.07	0.00	828.93
506									
507	EQUIPMENT-HS					0.00	0.00	0.00	0.00
508	EQUIPMENT-MS					260.00	260.00	0.00	0.00
509	EQUIPMENT-PS					259.99	259.99	0.00	0.00
510	EQUIPMENT-ES					0.00	0.00	0.00	0.00
511	TOTAL					519.99	519.99	0.00	0.00
512									
513	TOTAL HEALTH SERVICE					138,400.00	38,675.33	13,296.54	86,428.13
514									
515									
516									
517	SUBSTITUTES					6,000.00	3,587.50	0.00	2,412.50
518	SALARIES					155,144.00	48,257.72	6,169.95	100,716.33
519	FIMM					2,354.00	639.09	0.00	1,714.91
520	HEALTH INSURANCE					32,785.00	8,792.43	0.00	23,992.57
521	WORKER'S COMPENSATION					760.00	0.00	0.00	760.00
522	TRS ON-BEHALF					0.00	0.00	0.00	0.00
523	UNEMPLOYMENT					133.00	129.60	0.00	3.40
524	TEACHER RETIREMENT/TRS CARE					1,008.00	439.67	0.00	568.33
525	PERSONAL DAYS					1,200.00	0.00	0.00	1,200.00
526	TOTAL					199,384.00	61,846.01	6,169.95	131,368.04
527									
528	CONT SERVICES-PHYSICALS/DRUG TEST					4,500.00	1,153.00	1,000.00	2,347.00
529	CONT SERVICES-RECERTIFICATION					1,500.00	120.00	200.00	1,180.00
530	CONT SERVICES-REPAIR					10,000.00	53.94	1,325.00	8,621.06
531	TOTAL					16,000.00	1,326.94	2,525.00	12,148.06
532									
533	GAS,OIL,GREASE,TIRES					84,000.00	22,485.78	6,500.00	55,014.22
534	PARTS & SUPPLIES					35,600.00	6,606.72	10,750.00	18,243.28
535	TOTAL					119,600.00	29,092.50	17,250.00	73,257.50
536									
537	INSURANCE					11,371.00	11,857.00	0.00	(486.00)
538	MISC OPERATING COSTS					2,000.00	51.44	0.00	1,948.56
539	TOTAL					13,371.00	11,908.44	0.00	1,462.56
540									
541	BUSES					121,000.00	28,980.25	0.00	92,019.75
542	CAPITAL OUTLAY					0.00	0.00	0.00	0.00
543	FURN/EQUIP-TECHNOLOGY					0.00	0.00	0.00	0.00
544	TOTAL					121,000.00	28,980.25	0.00	92,019.75
545									
546	TOTAL STUDENT TRANSPORTATION					469,355.00	133,154.14	25,944.95	310,255.91
547									
548									
549									
550	CONTRACTED SERVICES-FINGERPRINTING					0.00	0.00	0.00	0.00
551									

34-STUDENT TRANSPORTATION

35-FOOD SERVICE

	A	B	C	D	E	F	G	H	I
552	TRANSFER OUT					0.00	0.00	0.00	0.00
553									
554	TOTAL FOOD SERVICE					0.00	0.00	0.00	0.00
555									
556									
557	<i>36-COCURRICULAR/EXTRACURRICULAR</i>								
558									
559	SALARIES/STIPENDS					279,976.00	103,360.66	19,142.26	157,473.08
560	FIMM					4,065.00	1,424.42	0.00	2,640.58
561	HEALTH INSURANCE					13,619.00	4,013.91	0.00	9,605.09
562	WORKER'S COMPENSATION					932.00	0.00	0.00	932.00
563	TRS ON-BEHALF					0.00	0.00	0.00	0.00
564	UNEMPLOYMENT					163.00	199.98	0.00	(36.98)
565	TEACHER RETIREMENT/TRS CARE					8,254.00	2,536.83	0.00	5,717.17
566	TOTAL					307,009.00	111,535.80	19,142.26	176,330.94
567									
568	DRUG TESTING-HS					2,250.00	840.00	0.00	1,410.00
569	DRUG TESTING-MS					750.00	420.00	140.00	190.00
570	DRUG DOGS-HS					670.00	450.00	220.00	0.00
571	DRUG DOGS-MS					230.00	0.00	230.00	0.00
572	CONTRACTED ATHLETIC TRAINER					9,000.00	4,438.00	0.00	4,562.00
573	REPAIR ATHLETICS-HS					5,000.00	0.00	0.00	5,000.00
574	REPAIR-ATHLETICS-MS					2,500.00	0.00	0.00	2,500.00
575	RENTAL-DRAMA-HS					0.00	0.00	0.00	0.00
576	RENTAL-ATHLETICS					272.25	272.25	0.00	0.00
577	RENTAL-STADIUM/GYM					1,000.00	0.00	0.00	1,000.00
578	GAME OFFICIALS-HS					20,000.00	7,417.96	0.00	12,582.04
579	GAME OFFICIALS-MS					7,000.00	4,207.55	0.00	2,792.45
580	GAME WORKERS-HS					9,000.00	845.00	0.00	8,155.00
581	GAME WORKERS-MS					3,000.00	1,067.50	0.00	1,932.50
582	GAME CONTRACTS					0.00	0.00	0.00	0.00
583	CONTRACTED SERVICE-HS DRAMA					1,500.00	0.00	45.00	1,455.00
584	CONTRACTED SERVICE-MS-DRAMA					35.00	35.00	0.00	0.00
585	CONTRACTED SERVICE-HS-BAND					15,300.00	6,146.75	390.00	8,763.25
586	CONTRACTED SERVICE-MS-BAND					0.00	0.00	0.00	0.00
587	CONTRACTED SERVICE-HS-ATHLETICS					1,895.00	1,895.00	0.00	0.00
588	PRINTING					550.00	0.00	0.00	550.00
589	TOTAL					79,952.25	28,035.01	1,025.00	50,892.24
590									
591	ATHLETIC NEWSLETTER					500.00	99.00	0.00	401.00
592	UNIFORMS-FOOTBALL/BOYS BASKETBALL					10,000.00	0.00	10,000.80	(0.80)
593	DRAMA COSTUMES					1,000.00	0.00	0.00	1,000.00
594	BAND UNIFORMS					9,300.00	1,983.41	0.00	7,316.59
595	CHOIR UNIFORMS-HS					0.00	0.00	0.00	0.00
596	UIL SUPPLIES-HS					500.00	810.48	175.17	(485.65)
597	UIL SUPPLIES-MS					500.00	199.68	57.25	243.07
598	UIL SUPPLIES-PS					0.00	0.00	0.00	0.00
599	UIL SUPPLIES-ES					1,000.00	592.50	0.00	407.50
600	CHEERLEADERS-HS					1,000.00	0.00	0.00	1,000.00

	A	B	C	D	E	F	G	H	I
601	CHEERLEADERS-MS					500.00	0.00	0.00	500.00
602	ALL ATHLETICS-HS					4,000.00	315.90	265.00	3,419.10
603	ALL ATHLETICS-MS					2,000.00	372.20	990.00	637.80
604	FOOTBALL-HS					13,000.00	225.48	3,485.00	9,289.52
605	FOOTBALL-MS					4,000.00	0.00	0.00	4,000.00
606	BASKETBALL-HS					4,000.00	3,744.85	0.00	255.15
607	BASKETBALL-MS					1,500.00	0.00	1,372.95	127.05
608	TRACK-HS					4,000.00	0.00	0.00	4,000.00
609	TRACK-MS					1,500.00	0.00	0.00	1,500.00
610	BASEBALL-HS					4,000.00	627.50	2,906.72	465.78
611	VOLLEYBALL-HS					4,000.00	0.00	0.00	4,000.00
612	VOLLEYBALL-MS					1,500.00	0.00	0.00	1,500.00
613	GIRLS BASKETBALL-HS					4,000.00	6.17	3,992.74	1.09
614	GIRLS BASKETBALL-MS					1,500.00	1,500.00	0.00	0.00
615	GIRLS TRACK-HS					4,000.00	0.00	1,078.52	2,921.48
616	GIRLS TRACK-MS					1,500.00	0.00	0.00	1,500.00
617	TENNIS-HS					1,500.00	0.00	0.00	1,500.00
618	GOLF-HS					1,500.00	0.00	0.00	1,500.00
619	WEIGHT TRAINING-HS					1,500.00	0.00	0.00	1,500.00
620	SOFTBALL-HS					4,000.00	69.00	3,890.97	40.03
621	OFF SEASON-HS					5,000.00	190.00	1,156.50	3,653.50
622	OFF SEASON-MS					0.00	0.00	0.00	0.00
623	TRAINER SUPPLIES-HS					5,000.00	103.74	146.26	4,750.00
624	CROSS COUNTRY-HS					1,500.00	394.70	1,082.30	23.00
625	TOTAL					98,800.00	11,234.61	30,600.18	56,965.21
626									
627	EMPLOYEE TRAVEL-DRAMA-HS					620.00	620.00	0.00	0.00
628	EMPLOYEE TRAVEL-BAND-HS					50.00	50.00	0.00	0.00
629	EMPLOYEE TRAVEL-CHOIR-HS					0.00	0.00	0.00	0.00
630	EMPLOYEE TRAVEL-BAND-MS					100.00	100.00	0.00	0.00
631	EMPLOYEE TRAVEL-MUSIC-ES					0.00	0.00	0.00	0.00
632	EMPLOYEE TRAVEL-ES-UIL					0.00	0.00	0.00	0.00
633	EMPLOYEE TRAVEL-ATHELTICS-HS					5,725.00	3,093.02	0.00	2,631.98
634	STUDENT MEALS/FEES-HS					12,267.98	120.00	0.00	12,147.98
635	STUDENT MEALS/FEES-MS					4,020.00	0.00	0.00	4,020.00
636	STUDENT MEALS/FEES-PS					0.00	0.00	0.00	0.00
637	STUDENT MEALS/FEES-ES					525.00	0.00	0.00	525.00
638	STUDENTS/REP DISTRICT-HS					0.00	0.00	0.00	0.00
639	STUDENTS/REP DISTRICT-MS					0.00	0.00	0.00	0.00
640	STUDENT TRAVEL-DRAMA-HS					0.00	0.00	0.00	0.00
641	STUDENT TRAVEL-DRAMA-MS					0.00	0.00	0.00	0.00
642	STUDENT TRAVEL-BAND-HS					3,528.00	3,528.00	0.00	0.00
643	STUDENT TRAVEL-BAND-MS					0.00	0.00	0.00	0.00
644	STUDENT TRAVEL-CHOIR-HS					0.00	0.00	0.00	0.00
645	STUDENT TRAVEL-BUS CLUB-HS					0.00	0.00	0.00	0.00
646	STUDENT TRAVEL-VO AG					890.00	890.00	0.00	0.00
647	STUDENT TRAVEL-HOME ECO					101.77	101.77	0.00	0.00
648	STUDENT TRAVEL-DECA-HS					0.00	0.00	0.00	0.00

	A	B	C	D	E	F	G	H	I
649	STUDENT TRAVEL-UIL-HS					0.00	0.00	0.00	0.00
650	STUDENT TRAVEL-UIL-MS					590.00	0.00	590.00	0.00
651	STUDENT TRAVEL-UIL-PS					0.00	0.00	0.00	0.00
652	STUDENT TRAVEL-UIL-ES					375.00	375.00	0.00	0.00
653	STUDENT TRAVEL-ACADEMICS-HS					0.00	0.00	0.00	0.00
654	STUDENT TRAVEL-ROPE TRICK-ES					0.00	0.00	0.00	0.00
655	STUDENT TRAVEL-ATHLETICS-HS					0.00	0.00	0.00	0.00
656	STUDENT TRAVEL-ATHLETICS-MS					0.00	0.00	0.00	0.00
657	STUDENT TRAVEL-HS-FOOTBALL					2,450.00	1,663.00	0.00	787.00
658	STUDENT TRAVEL-MS-FOOTBALL					2,000.00	1,210.00	0.00	790.00
659	STUDENT TRAVEL-HS BASKETBALL					2,000.00	670.77	0.00	1,329.23
660	STUDENT TRAVEL-MS BASKETBALL					1,225.00	111.00	0.00	1,114.00
661	STUDENT TRAVEL-HS TRACK					2,800.00	0.00	0.00	2,800.00
662	STUDENT TRAVEL-MS TRACK					1,800.00	0.00	0.00	1,800.00
663	STUDENT TRAVEL-HS BASEBALL					2,000.00	0.00	0.00	2,000.00
664	STUDENT TRAVEL-HS VOLLEYBALL					2,000.00	1,192.93	0.00	807.07
665	STUDENT TRAVEL-MS VOLLEYBALL					1,000.00	1,370.00	0.00	(370.00)
666	STUDENT TRAVEL-HS GIRLS BASKETBALL					2,000.00	1,176.55	0.00	823.45
667	STUDENT TRAVEL-MS GIRLS BASKETBALL					1,000.00	415.00	0.00	585.00
668	STUDENT TRAVEL-HS FIRLS TRACK					1,500.00	0.00	0.00	1,500.00
669	STUDENT TRAVEL-MS GIRLS TRACK					1,250.00	0.00	0.00	1,250.00
670	STUDENT TRAVEL-HS TENNIS					750.00	0.00	0.00	750.00
671	STUDENT TRAVEL-HS GOLF					750.00	0.00	0.00	750.00
672	STUDENT TRAVEL-HS WEIGHT LIFTING					1,000.00	0.00	0.00	1,000.00
673	STUDENT TRAVEL-HS SOFTBALL					2,000.00	0.00	0.00	2,000.00
674	STUDENT TRAVEL-HS CROSS COUNTRY					900.00	554.02	0.00	345.98
675	TRAVEL-NON EMPLOYEE-HS-BAND					0.00	0.00	0.00	0.00
676	STUDENT INSURANCE-HS					25,000.00	0.00	0.00	25,000.00
677	STUDENT INSURANCE-MS					25,000.00	0.00	0.00	25,000.00
678	DUES-BAND-HS					85.00	85.00	0.00	0.00
679	DUES-CHOIR-HS					50.00	50.00	0.00	0.00
680	DUES-BAND-MS					170.00	170.00	0.00	0.00
681	DUES-MUSIC-ES					0.00	0.00	0.00	0.00
682	DUES-ATHLETICS-HS					0.00	0.00	0.00	0.00
683	STUDENT ACTIVITY-HS					155.00	155.00	0.00	0.00
684	STUDENT ACTIVITY-MS					25.00	25.00	0.00	0.00
685	FEES & DUES-DRAMA-HS					0.00	0.00	0.00	0.00
686	FEES & DUES-DRAMA-MS					0.00	0.00	0.00	0.00
687	FEES & DUES-BAND-HS					1,140.00	1,140.00	0.00	0.00
688	FEES & DUES-CHOIR-HS					0.00	0.00	0.00	0.00
689	FEES & DUES-BAND-MS					288.00	288.00	0.00	0.00
690	FEES & DUES-CHOIR-MS					0.00	0.00	0.00	0.00
691	FEES-MUSIC-ES					0.00	0.00	0.00	0.00
692	FEES & DUES-BUS DEPT-HS					200.00	200.00	0.00	0.00
693	FEES & DUES-VO AG					356.00	356.00	0.00	0.00
694	FEES & DUES-HOME ECO					526.00	526.00	0.00	0.00
695	FEES & DUES-DE					545.00	545.00	0.00	0.00
696	UIL FEES-HS					0.00	0.00	0.00	0.00

	A	B	C	D	E	F	G	H	I
746	POLICY REVIEW-SCHOOL BOARD					800.00	0.00	0.00	800.00
747	PRINTING-TAX OFFICE					1,600.00	220.00	0.00	1,380.00
748	PRINTING-ADM					2,000.00	0.00	0.00	2,000.00
749	CONT SERVICE-TASB PAY PLAN					2,000.00	0.00	1,430.00	570.00
750	TOTAL					38,218.00	25,812.50	1,430.00	10,975.50
751									
752	MAGAZINES					100.00	0.00	0.00	100.00
753	SUPPLIES-SUPERINTENDENT					1,000.00	99.29	100.00	800.71
754	SUPPLIES-SCHOOL BOARD					1,500.00	26.29	100.00	1,373.71
755	SUPPLIES-TAX OFFICE					2,500.00	266.92	100.00	2,133.08
756	SUPPLIES-ADMINISTRATION					3,250.00	1,107.66	112.50	2,029.84
757	SERVICE PINS					1,150.00	0.00	0.00	1,150.00
758	POSTAGE-TAX					1,500.00	0.00	0.00	1,500.00
759	POSTAGE-ADM					1,500.00	0.00	0.00	1,500.00
760	SUPPLIES-TECHNOLOGY**					0.00	0.00	0.00	0.00
761	TOTAL					12,500.00	1,500.16	412.50	10,587.34
762									
763	TRAVEL-SUPERINTENDENT					2,500.00	1,139.62	0.00	1,360.38
764	TRAVEL-TAX					1000.00	250.00	0.00	750.00
765	TRAVEL-BUS OFF					2,250.00	1,921.33	100.00	228.67
766	TRAVEL-SCHOOL BOARD					7,500.00	4,229.13	0.00	3,270.87
767	INSUR-SCHOOL BOARD					4,410.00	4,410.00	0.00	0.00
768	BONDING-TAX					250.00	250.00	0.00	0.00
769	BONDING-ADM					0.00	0.00	0.00	0.00
770	ELECTIONS					2,225.00	0.00	0.00	2,225.00
771	DUES-SUPERINTENDENT					500.00	0.00	0.00	500.00
772	DUES-SCHOOL BOARD					5,000.00	0.00	0.00	5,000.00
773	DUES-TAX COLLECTOR					250.00	135.00	0.00	115.00
774	DUES-SCHOOL WIDE					5,000.00	0.00	0.00	5,000.00
775	DUES-ADMIN OFFICE					4,625.00	0.00	0.00	4,625.00
776	MISC OPERATING-SUPERINTENDENT					750.00	0.00	0.00	750.00
777	MISC OPERATING-SCHOOL BOARD					2,500.00	1,164.39	0.00	1,335.61
778	MISC OPERATING-TAX OFFICE					500.00	0.00	0.00	500.00
779	MISC OPERATING-SCHOOL WIDE					4,000.00	0.00	0.00	4,000.00
780	MISC OPERATING-ADMIN					2,500.00	520.73	0.00	1,979.27
781	OTHER OPERATING COSTS-TAX REFUNDS					0.00	0.00	0.00	0.00
782	ADVER-TAX					500.00	0.00	0.00	500.00
783	ADVER-ADM					2,000.00	126.00	0.00	1,874.00
784	TECS FEES					0.00	0.00	0.00	0.00
785	TOTAL					48,260.00	14,146.20	100.00	34,013.80
786									
787	FURN/EQUIP-SUPERINTENDENT					0.00	799.00	0.00	(799.00)
788	FURN/EQUIP-SCHOOL BOARD					0.00	0.00	0.00	0.00
789	FURN/EQUIP-TECHNOLOGY**					0.00	0.00	0.00	0.00
790	TOTAL					0.00	799.00	0.00	(799.00)
791									
792	TOTAL GENERAL ADMINISTRATION					468,619.00	167,448.91	1,942.50	299,227.59
793									
794									

51-PLANT MAINTENANCE

	A	B	C	D	E	F	G	H	I
795									
796	SUBSTITUTES					10,000.00	1,348.50	0.00	8,651.50
797	SALARIES					441,508.00	150,871.44	0.00	290,636.56
798	FIMM					6,211.00	1,863.04	0.00	4,347.96
799	HEALTH INSURANCE					54,354.00	20,204.00	0.00	34,150.00
800	WORKER'S COMPENSATION					2,148.00	0.00	0.00	2,148.00
801	TRS ON-BEHALF					0.00	0.00	0.00	0.00
802	UNEMPLOYMENT					375.00	338.64	0.00	36.36
803	TEACHER RETIREMENT/TRS CARE					3,340.00	1,076.67	0.00	2,263.33
804	PERSONAL DAYS					2,400.00	0.00	0.00	2,400.00
805	TOTAL					520,336.00	175,702.29	0.00	344,633.71
806									
807	BUILDING APPRAISAL					0.00	0.00	0.00	0.00
808	PRINTING					0.00	0.00	0.00	0.00
809	CONTRACTED SERVICES-PHYSICALS/DRUG					1,000.00	47.45	0.00	952.55
810	CONTRACTED SERVICES-ELECTRICAL					12,300.00	0.00	12,300.00	0.00
811	CONTRACTED SERVICES-EXTERMINATING					7,500.00	2,135.00	0.00	5,365.00
812	CONTRACTED SERVICES-GARBAGE					12,000.00	2,983.79	0.00	9,016.21
813	CONTRACTED SERVICES-HEAT/AIR					125,000.00	52,649.29	5,250.00	67,100.71
814	CONTRACTED SERVICES-GENERAL					55,234.00	9,065.46	34,284.00	11,884.54
815	CONTRACTED SERVICES-FOOTBALL/BASEBAL					15,000.00	2,020.00	0.00	12,980.00
816	CONTRACTED SERVICES-GYM FLOORS					8,500.00	0.00	0.00	8,500.00
817	CONTRACTED SERVICES-SOUND SYS					10,000.00	2,263.83	1,700.00	6,036.17
818	CONTRACTED SERVICES-ROAD REPAIR					2,500.00	0.00	0.00	2,500.00
819	CONTRACTED SERVICES-FIRE EXT					7,500.00	0.00	0.00	7,500.00
820	CONTRACTED SERVICES-PLUMBING					10,000.00	5,167.74	0.00	4,832.26
821	CONTRACTED SERVICES-DST WIDE					75,000.00	0.00	0.00	75,000.00
822	CONTRACTED SERVICES-ROOFING					10,000.00	0.00	0.00	10,000.00
823	CONTRACTED SERVICES-TECHNOLOGY**					0.00	0.00	0.00	0.00
824	PHONE-HS					3,000.00	949.20	0.00	2,050.80
825	PHONE-MS					1,500.00	474.60	0.00	1,025.40
826	PHONE-PS					1,000.00	474.60	0.00	525.40
827	PHONE-ES					1,000.00	474.60	0.00	525.40
828	PHONE-ADM					1,500.00	626.17	0.00	873.83
829	PHONE-CAFETERIA					100.00	323.67	0.00	(223.67)
830	PHONE-BUS/MAINTENANCE					2,800.00	488.71	0.00	2,311.29
831	PHONE-HS MEREDITH STADIUM					2,000.00	547.22	0.00	1,452.78
832	WATER					35,000.00	16,014.49	0.00	18,985.51
833	ELECTRICITY					243,500.00	80,924.36	0.00	162,575.64
834	GAS					34,000.00	4,018.50	0.00	29,981.50
835	CABLE INTERNET					4,000.00	3,400.00	0.00	600.00
836	TOTAL					680,934.00	185,048.68	53,534.00	442,351.32
837									
838	VEHICLE SUPPLIES					0.00	0.00	0.00	0.00
839	CUSTODIAL SUPPLIES					60,000.00	28,766.95	8,404.67	22,828.38
840	MAINT/GROUNDS SUPPLIES					60,000.00	14,873.56	15,655.42	29,471.02
841	SUPPLIES-TECHNOLOGY**					0.00	0.00	0.00	0.00
842	TOTAL					120,000.00	43,640.51	24,060.09	52,299.40

	A	B	C	D	E	F	G	H	I
843									
844	TRAVEL-MAIT					0.00	0.00	0.00	0.00
845	PROPERTY INSUR					57,828.00	58,557.00	0.00	(729.00)
846	FEES-MAINT DEPT					500.00	0.00	0.00	500.00
847	TOTAL					58,328.00	58,557.00	0.00	(229.00)
848									
849	CAPITAL OUTLAY					6,650.00	6,111.54	0.00	538.46
850									
851	TOTAL PLANT MAINTENANCE					1,386,248.00	469,060.02	77,594.09	839,593.89
852									
853									
854									
855	CONT SERV-SECURITY-HS					3,000.00	2,400.00	0.00	600.00
856	CONT SERV-SECURITY-MS					500.00	0.00	0.00	500.00
857	CONT SERV-HS					675.00	123.00	75.00	477.00
858	CONT SERV-MS					675.00	123.00	75.00	477.00
859	CONT SERV-PS					675.00	123.00	75.00	477.00
860	CONT SERV-ES					675.00	123.00	75.00	477.00
861	TOTAL					6,200.00	2,892.00	300.00	3,008.00
862									
863	SUPPLIES-HS					1,000.00	343.75	0.00	656.25
864	SUPPLIES-MS					1,000.00	343.75	0.00	656.25
865	SUPPLIES-PS					1,000.00	343.75	0.00	656.25
866	SUPPLIES-ES					1,000.00	343.75	0.00	656.25
867	TOTAL					4,000.00	1,375.00	0.00	2,625.00
868									
869	EQUIP-HS					3,750.00	0.00	0.00	3,750.00
870	EQUIP-MS					3,750.00	0.00	0.00	3,750.00
871	EQUIP-PS					3,750.00	0.00	0.00	3,750.00
872	EQUIP-ES					3,750.00	0.00	0.00	3,750.00
873	TOTAL					15,000.00	0.00	0.00	15,000.00
874									
875	TOTAL SECURITY & MONITORING					25,200.00	4,267.00	300.00	20,633.00
876									
877									
878									
879	SALARY/STIPEND					0.00	0.00	0.00	0.00
880	FIMM					0.00	0.00	0.00	0.00
881	HEALTH INSURANCE					0.00	0.00	0.00	0.00
882	WORKER'S COMPENSATION					0.00	0.00	0.00	0.00
883	TRS ON-BEHALF					0.00	0.00	0.00	0.00
884	UNEMPLOYMENT					0.00	0.00	0.00	0.00
885	TEACHER RETIREMENT/TRS CARE					0.00	0.00	0.00	0.00
886	PERSONAL DAYS					0.00	0.00	0.00	0.00
887	TOTAL					0.00	0.00	0.00	0.00
888									
889	CONTRACTED SERVICES-DISTRICT					20,000.00	0.00	0.00	20,000.00
890	CONT SERVICE-FINGERPRINTING					0.00	0.00	0.00	0.00
891	HARDWARE & SOFTWARE MAINT-HS					7,250.00	5,638.29	0.00	1,611.71

	A	B	C	D	E	F	G	H	I
892	HARDWARE & SOFTWARE MAINT-MS					7,250.00	5,638.29	0.00	1,611.71
893	HARDWARE & SOFTWARE MAINT-PS					7,250.00	5,638.29	0.00	1,611.71
894	HARDWARE & SOFTWARE MAINT-ES					7,250.00	5,638.27	0.00	1,611.73
895	HARDWARE & SODTWARE MAINT-TAX					6,000.00	0.00	0.00	6,000.00
896	HARDWARE & SOFTWARE MAINT-ADM					14,000.00	13,279.00	0.00	721.00
897	MISC CONT SERVICES-HS					18,400.00	15,509.39	0.00	2,890.61
898	MISC CONT SERVICES-MS					18,400.00	14,997.53	0.00	3,402.47
899	MISC CONT SERVICES-PS					18,400.00	14,997.53	0.00	3,402.47
900	MISC CONT SERVICES-ES					18,400.00	14,997.52	0.00	3,402.48
901	TOTAL					142,600.00	96,334.11	0.00	46,265.89
902									
903	COMPUTER SUPPLIES-HS					500.00	0.00	0.00	500.00
904	COMPUTER SUPPLIES-MS					500.00	0.00	0.00	500.00
905	COMPUTER SUPPLIES-PS					500.00	0.00	0.00	500.00
906	COMPUTER SUPPLIES-ES					500.00	0.00	0.00	500.00
907	COMPUTER SUPPLIES-ADM					500.00	0.00	0.00	500.00
908	TOTAL					2,500.00	0.00	0.00	2,500.00
909									
910	TRAVEL					1,000.00	0.00	0.00	1,000.00
911	FEES/DUES					0.00	0.00	0.00	0.00
912	TOTAL					1,000.00	0.00	0.00	1,000.00
913									
914	COMPUTERS-HS					2,500.00	925.61	0.00	1,574.39
915	COMPUTERS-MS					2,500.00	0.00	0.00	2,500.00
916	COMPUTERS-PS					2,500.00	0.00	0.00	2,500.00
917	COMPUTERS-ES					2,500.00	0.00	0.00	2,500.00
918	COMPUTERS-ADM					0.00	0.00	0.00	0.00
919	TOTAL					10,000.00	925.61	0.00	9,074.39
920									
921	TOTAL DATA PROCESSING					156,100.00	97,259.72	0.00	58,840.28
922									
923									
924									
925	CONTRACTED SERVICE-HS					2,482.00	0.00	0.00	2,482.00
926	CONTRACTED SERVICE-MS					2,482.00	0.00	0.00	2,482.00
927	CONTRACTED SERVICE-PS					2,482.00	0.00	0.00	2,482.00
928	CONTRACTED SERVICE-ES					2,482.00	0.00	0.00	2,482.00
929	TOTAL					9,928.00	0.00	0.00	9,928.00
930									
931	TOTAL COMMUNITY SERVICE					9,928.00	0.00	0.00	9,928.00
932									
933									
934									
935	FITNESS EQUIP-PRINCIPAL					0.00	0.00	0.00	0.00
936	FITNESS EQUIP-INTEREST					0.00	0.00	0.00	0.00
937	TOTAL					0.00	0.00	0.00	0.00
938									
939	TOTAL DEBT SERVICE					0.00	0.00	0.00	0.00
940									

61-COMMUNITY SERVICE

71-DEBT SERVICE

	A	B	C	D	E	F	G	H	I
941	81-FACILITIES ACQUISITION & CONSTRUCTION								
942									
943	FACILITY PLANNING					0.00	0.00	0.00	0.00
944	CONT SERVICES-TECHNOLOGY-MS**					0.00	0.00	0.00	0.00
945	CONT SERVICES-TECHNOLOGY-PS**					0.00	0.00	0.00	0.00
946	CONT SERVICES-TECHNOLOGY-ES**					0.00	0.00	0.00	0.00
947	CONT SERVICES-TECHNOLOGY-ADM**					0.00	0.00	0.00	0.00
948	CONT SERVICES-STADIUM					0.00	0.00	0.00	0.00
949	TOTAL					0.00	0.00	0.00	0.00
950									
951	SUPPLIES-STADIUM/TRACK					0.00	0.00	0.00	0.00
952	TOTAL					0.00	0.00	0.00	0.00
953									
954	LAND PURCHASE					0.00	0.00	0.00	0.00
955	FEES-LAND PURCHASE					0.00	0.00	0.00	0.00
956	BUILDING CONSTRUCTION-MS/PS ROOF					0.00	0.00	0.00	0.00
957	BUILDING CONSTRUCTION-HS/ES RENNOV					0.00	0.00	0.00	0.00
958	PARKING/ROADS-ALL SCHOOLS					110,000.00	107,197.68	12,800.00	(9,997.68)
959	SECURITY RENNOVATIONS-ALL SCHOOLS					0.00	0.00	0.00	0.00
960	BUILDING CONSTRUCTION-STADIUM TRACK					0.00	0.00	0.00	0.00
961	BUILDING CONSTRUCTION-FIELDHOUSE					0.00	0.00	0.00	0.00
962	FURN/EQUIP-TECHNOLOGY-DST**					0.00	0.00	0.00	0.00
963	TOTAL					110,000.00	107,197.68	12,800.00	(9,997.68)
964									
965	TOTAL FACILITIES & CONSTRUCTION					110,000.00	107,197.68	12,800.00	(9,997.68)
966									
967	93-PAYMENTS TO MEMBER DISTRICTS/FISCAL AGENTS								
968									
969	SSA-SUPERNET II					9,471.00	5,754.85	0.00	3,716.15
970	SSA-SPECIAL EDUCATION					359,979.00	159,990.68	0.00	199,988.32
971	SSA-RUS-DLT GRANT					0.00	0.00	0.00	0.00
972									
973	TOTAL PAYMENTS TO MEMBER DISTRICTS					369,450.00	165,745.53	0.00	203,704.47
974									
975	99-OTHER INTERGOVERNMENTAL CHARGES								
976									
977	APPRAISAL DISTRICT					118,688.00	29,343.25	0.00	89,344.75
978									
979	TOTAL OTHER INTERGOVERNMENTAL					118,688.00	29,343.25	0.00	89,344.75
980									
981									
982	TOTAL OPERATING BUDGET					13,083,346.00	3,735,242.05	912,458.37	8,435,645.58
983									
984									
985	DEBT SERVICE FUND								
986	599								
987									
988	BONDS					0.00	0.00	0.00	0.00
989	INTEREST					0.00	0.00	0.00	0.00

	A	B	C	D	E	F	G	H	I
990	FEES					0.00	0.00	0.00	0.00
991						0.00	0.00	0.00	0.00
992	TOTAL								
993	TOTAL DEBT SERVICE					0.00	0.00	0.00	0.00
994									
995									
996	TOTAL OPERATING FUND								
997	AND DEBT SERVICE					13,083,346.00	3,735,242.05	912,458.37	8,435,645.58
998									
999									
1000	***TECHNOLOGY EXPENSES TO BE								
1001	FUNDED					92,500.00	24,148.51	132.56	68,218.93
1002									
1003									
1004	REFERENCE GUIDE								
1005									
1006	HS					ST COMP	STATE COMPENSATORY		
1007	MS	HIGH SCHOOL				ESL	ENGLISH/SPANISH LANGUAGE		
1008	PS	MIDDLE SCHOOL				VOC	VOCATIONAL EDUCATION		
1009	ES	PRIMARY SCHOOL				G/T	GIFTED/TALENTED EDUCATION		
1010	ADM	ELEMENTARY SCHOOL				SP ED	SPECIAL EDUCATION		
1011		ADMINISTRATION							
1012									
1013									
1014									
1015									
1016	199-GENERAL FUND								
1017						BUDGETED	RECEIVED		BALANCE
1018	TAXES-CURRENT YEAR					6,209,681.00	2,402,520.78		3,807,160.22
1019	TAXES-PRIOR YEAR					111,500.00	59,927.58		51,572.42
1020	TAXES-PENALTIES					100,000.00	17,998.28		82,001.72
1021	TAXES-INTEREST					0.00	0.00		0.00
1022	DRIVER EDUCATION TUITION					0.00	0.00		0.00
1023	TUITION-SUMMER SCHOOL					0.00	0.00		0.00
1024	EARNING FROM PERMANENT INVESTMENTS					3,200.00	0.00		3,200.00
1025	EARNING FROM TEMPORARY INVESTMENTS					30,250.00	11,831.74		18,418.26
1026	RENTAL OF FACILITIES					3,250.00	815.00		2,435.00
1027	GIFTS/BEQUESTS-MEREDITH-					135,000.00	135,000.00		0.00
1028	GIFTS/BEQUESTS-MEREDITH-HS BAND					0.00	0.00		0.00
1029	GIFTS/BEQUESTS-HS WEIGHT ROOM					0.00	0.00		0.00
1030	GIFTS/BEQUESTS-MEREDITH-ES PLAYG					0.00	0.00		0.00
1031	GIFTS/BEQUESTS					0.00	0.00		0.00
1032	INSURANCE RECOVERY					0.00	0.00		0.00
1033	ATHLETIC ACTIVITY					65,500.00	41,426.73		24,073.27
1034	MISC REVENUE-FISCAL AGENT FEE					52,000.00	0.00		52,000.00
1035	TAXES-CED					0.00	0.00		0.00
1036	MISC REVENUE-LOCAL SOURCES					25,000.00	25,350.05		-350.05
1037	CITY OF MINEOLA					6,500.00	0.00		6,500.00
1038	HEAD START REIMBURSEMENT					100,000.00	40,337.84		59,662.16

MINEOLA INDEPENDENT SCHOOL DISTRICT

2013-2014 REVENUE

	A	B	C	D	E	F	G	H	I
1039						6,841,881.00	2,735,208.00		4,106,673.00
1040	TOTAL								
1041	PER CAPITA					417,352.00	42,488.00		374,864.00
1042	STATE FOUNDATION					5,266,000.00	2,701,771.00		2,564,229.00
1043	SAFE SCHOOL-RIDER 59					0.00	4,655.96		-4,655.96
1044	TRS ON BEHALF					579,675.00	0.00		579,675.00
1045	TOTAL					6,263,027.00	2,748,914.96		3,514,112.04
1046	TOTAL								
1047	TRANSFER IN					0.00	0.00		0.00
1048									
1049	SALE OF PROPERTY					0.00	0.00		0.00
1050									
1051	TOTAL OPERATING REVENUE					13,104,908.00	5,484,122.96		7,620,785.04
1052									
1053	599-DEBT SERVICE								
1054									
1055	TAXES-CURRENT					0.00	0.00		0.00
1056	TAXES-PRIOR YEARS					0.00	0.00		0.00
1057	TAXES-PENALTIES					0.00	0.00		0.00
1058	TAXES-INTEREST					0.00	0.00		0.00
1059	EARNINGS FROM TEMPORARY INVESTMENTS					0.00	0.00		0.00
1060	TOTAL					0.00	0.00		0.00
1061	TOTAL								
1062	STATE REVENUE-TEA					0.00	0.00		0.00
1063									
1064	TOTAL DEBT SERVICE REVENUE					0.00	0.00		0.00
1065									
1066	TOTAL OPERATING AND DEBT								
1067	SERVICE REVENUE					13,104,908.00	5,484,122.96	0.00	7,620,785.04
1068									

MISD District Improvement Fund	82,575.01	
Head Start	444.50	
District Lost Book Account	18,834.53	
TOTAL		101,854.04

Mineola Primary School

Advisory Council	8,692.00	
Yearbooks	3,278.36	
Box Tops	8,275.56	
Flower Fund	607.02	
Library Fund	4,130.93	
T-Shirts	2,780.57	
Teacher Gifts	13,651.76	
Title I Book Acct	345.00	
School Vending	2,252.27	
Benevolent Fund	12,489.82	
Lounge Vending	587.01	
TOTAL		57,090.30

Mineola Elementary School

Teacher Gifts	3,187.24	
School Annual	1,073.07	
Benevolent Fund	1,770.56	
Advisory Council	4,944.80	
Flower Fund	338.39	
Library Fund	5,872.10	
Lounge Vending	62.58	
Jump Rope	1,496.24	
School Vending	16,073.25	
P. E.	447.00	
Kiwanis Kids	250.59	
Super Dads	395.00	
TOTAL		35,910.82

Mineola Middle School

AVID	326.37	
Band Fund	0.00	
PE-MS	615.01	
Volleyball	287.00	
Flower Fund	133.83	
Jacket Jazz	176.67	
Advisory Council	1,458.15	
Choir	151.44	
MS Cheerleaders	3,375.74	
MS Yearbook	3,087.89	
Crime Stoppers	485.00	
Junior Honor Society	256.06	
Communities in Schools	775.98	
Athletic Boosters	614.90	
Library Fund	872.52	
Lounge Vending	463.46	
FCA-MS	5,040.64	
Builder's Club	1,327.92	
School Vending	6,284.24	
Benevolent Fund	8,676.46	
Science Club	1,456.80	
Student Council	207.68	

TOTAL

36,073.76

Mineola High School

Art	1,234.03
Auto Mechanics	1,573.94
Anchor Club	598.46
Crime Stoppers	224.62
Annual Staff	4,893.19
Athletic Vending	7,390.65
Athletic Equipment Donations	1,357.28
Band Fund	7,568.67
Business Club	389.82
Band Trip Fund	2,860.51
D. E. C. A.	637.00
Fellowship of Christian Athletes	3,261.14
Future Farmers of America	2,338.98
Future Homemakers of America	254.39
Class of 2016	1,547.00
Benevolent Fund	3,123.89
Testing/Tuition	1,700.45
Lounge Vending	643.88
Student Technoloty Assoc	1,053.41
I-Pad fees	12,310.20
Choir	526.00
Class of 2014	10,657.86
Key Club	384.47
Library Fund	886.72
CIS-Go Center	499.57
Junior Historians	996.71
National Honor Society	280.13
Nature Trail	1,047.10
PAL'S	159.43
Project Graduation	2,495.06
H. S. Players/Drama	766.01
Flower Fund	1,174.05
Student Council	371.99
Scholarship Fund	14,213.00
Class of 2015	6,679.11
Spanish Club	252.58
Class of 2013	0.00
Slot Car Racing	741.18
Girl's Athletic Scholarship	345.99
Varsity Cheerleaders	1,660.52
AVID	217.17
School Vending	7,650.50

TOTAL

106,966.66

WOOD COUNTY SPECIAL EDUCATION SSA

Activity Fund	983.45
---------------	--------

TOTAL


983.45

**TEXPOOL
PORTFOLIO SUMMARY
ACTIVITY FOR MONTH ENDING
December 31, 2013**

LOCAL MAINTENANCE

<i>Investments</i>	<i>Cost</i>	<i>Market</i>	<i>Ratio</i>	<i>Interest Rate</i>
Beginning of period	27,228.05	27,228.05	100.00%	0.04%
Deposits	0.00			0
Withdrawals	0.00			
Interest accrued	0.91			
End of Period	27,228.96	27,228.96	100.00%	0.04%

This report is in compliance with the investment strategies as approved by the Public Funds Investment Act



Investment Officer

**TEXPOOL
PORTFOLIO SUMMARY
ACTIVITY FOR MONTH ENDING
December 31, 2013**

FOOD SERVICE

<i>Investments</i>	<i>Cost</i>	<i>Market</i>	<i>Ratio</i>	<i>Interest Rate</i>
Beginning of period	23,547.97	23,547.97	100.00%	0.04%
Deposits	0.00			
Withdrawals	0.00			
Interest accrued	0.68			
End of Period	23,548.65	23,548.65	100.00%	0.04%

This report is in compliance with the investment strategies as approved by the Public Funds Investment Act




Investment Officer

**TEXPOOL
PORTFOLIO SUMMARY
ACTIVITY FOR MONTH ENDING
December 31, 2013.**

INTEREST & SINKING

<i>Investments</i>	<i>Cost</i>	<i>Market</i>	<i>Ratio</i>	<i>Interest Rate</i>
Beginning of period	107,111.03	107,111.03	100.00%	0.04%
Deposits	0.00			
Withdrawals	0.00			
Interest accrued	3.37			
End of Period	107,114.40	107,114.40	100.00%	0.04%

This report is in compliance with the investment strategies as approved by the Public Funds Investment Act



Investment Officer

**TEXPOOL
PORTFOLIO SUMMARY
ACTIVITY FOR MONTH ENDING
December 31, 2013**

WORKERS COMPENSATION

<i>Investments</i>	<i>Cost</i>	<i>Market</i>	<i>Ratio</i>	<i>Interest Rate</i>
Beginning of period	472,173.05	472,173.05	100.00%	0.04%
Deposits	0.00			
Withdrawals	1,522.11			
Interest accrued	14.88			
End of Period	470,665.82	470,665.82	100.00%	0.04%

This report is in compliance with the investment strategies as approved by the Public Funds Investment Act



Investment Officer

**TEXPOOL
PORTFOLIO SUMMARY
ACTIVITY FOR MONTH ENDING
December 31, 2013**

DAN PEACOCK TRUST

<i>Investments</i>	<i>Cost</i>	<i>Market</i>	<i>Ratio</i>	<i>Interest Rate</i>
Beginning of period	16,092.11	16,092.11	100.00%	0.04%
Deposits	0.00			
Withdrawals	0.00			
Interest accrued	0.60			
End of Period	16,092.71	16,092.71	100.00%	0.04%

This report is in compliance with the investment strategies as approved by the Public Funds Investment Act


Investment Officer

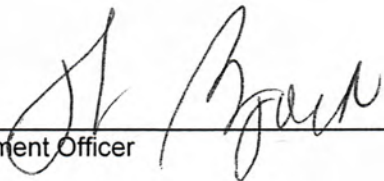
**TEXPOOL
PORTFOLIO SUMMARY
ACTIVITY FOR MONTH ENDING
December 31, 2013**

G. W. ENGLISH TRUST

<i>Investments</i>	<i>Cost</i>	<i>Market</i>	<i>Ratio</i>	<i>Interest Rate</i>
Beginning of period	235,674.42	235,674.42	100.00%	0.04%
Deposits	0.00			
Withdrawals	0.00			
Interest accrued	7.47			
End of Period	235,681.89	235,681.89	100.00%	0.04%

This report is in compliance with the investment strategies as approved by the Public Funds Investment Act

Investment Officer




**MINEOLA COMMUNITY BANK
PORTFOLIO SUMMARY
ACTIVITY FOR MONTH ENDING
December 31, 2013**

JUDGE TRUST

<i>Investments</i>	<i>Cost</i>	<i>Market</i>	<i>Ratio</i>	<i>Interest Rate</i>
Beginning of period				
CD	18,000.00	18,000.00	100.00%	0.60%
CD	24,329.52	24,329.52	100.00%	0.60%
CD	26,814.59	26,814.59	100.00%	0.60%
SAVINGS ACCT	2,755.35	2,755.35	100.00%	0.25%
Deposits	334.51			
Withdrawals	0.00			
Quarterly Interest	1.72			
End of Period				
CD	18,000.00	18,000.00	100.00%	0.60%
CD	24,329.52	24,329.52	100.00%	0.60%
CD	26,814.59	26,814.59	100.00%	0.60%
SAVINGS ACCT	3,091.58	3,091.58	100.00%	0.25%

This report is in compliance with the investment strategies as approved by the Public Funds Investment Act




 Investment Officer

PORTFOLIO SUMMARY
ACTIVITY FOR MONTH ENDING
December 31, 2013

CERTIFICATE OF DEPOSIT/SAVINGS

<i>Investments</i>	<i>Cost</i>	<i>Market</i>	<i>Ratio</i>	<i>Interest Rate</i>
Beginning of period	8,081,584.62	8,081,584.62	100.00%	
Deposits	728,943.43			
Withdrawals	300,000.00			
End of period	8,510,528.05	8,510,528.05		
Interest Accrued	6,603.74			
End of Period				
Bank Texas				
CD # 8025567	263,773.03	263,773.03	100.00%	0.60%
Bank Texas				
CD # 8025872	1,047,579.41	1,047,579.41	100.00%	0.60%
First National Bank-Gilmer in Mineola				
CD # 1005229	239,605.19	239,605.19	100.00%	0.60%
Mineola Community				
CD # 01-00542339-9	159,222.59	159,222.59	100.00%	0.60%
Capital One				
Savings #3830656862	6,597,933.83	6,597,933.83	100.00%	0.40%
City National Bank				
CD #10305497	202,414.00	202,414.00	100.00%	0.60%

This report is in compliance with the investment strategies as approved by the Public Funds Investment Act




 Investment Officer

**CAPITAL ONE BANK
PORTFOLIO SUMMARY
ACTIVITY FOR MONTH ENDING
December 31, 2013**

WOOD COUNTY SPECIAL EDUCATION SHARED SERVICES ARRANGEMENT

<i>Investments</i>	<i>Cost</i>	<i>Market</i>	<i>Ratio</i>	<i>Interest Rate</i>
Beginning of period	701,495.98	701,495.98	100.00%	0.30%
Deposits	115,000.00			
Withdrawals	120,000.00			
Interest accrued	169.51			
End of Period	696,665.49	696,665.49	100.00%	0.30%

This report is in compliance with the investment strategies as approved by the Public Funds Investment Act



Investment Officer

**TEXPOOL
PORTFOLIO SUMMARY
ACTIVITY FOR MONTH ENDING
December 31, 2013**

WOOD COUNTY SPECIAL EDUCATION SHARED SERVICES ARRANGEMENT

<i>Investments</i>	<i>Cost</i>	<i>Market</i>	<i>Ratio</i>	<i>Interest Rate</i>
Beginning of period	15,390.08	15,390.08	100.00%	0.04%
Deposits	0.00			
Withdrawals	0.00			
Interest accrued	0.54			
End of Period	15,390.62	15,390.62	100.00%	0.04%

This report is in compliance with the investment strategies as approved by the Public Funds Investment Act



Investment Officer

**TEXPOOL
PORTFOLIO SUMMARY
ACTIVITY FOR MONTH ENDING
December 31, 2013**

**WOOD COUNTY SPECIAL EDUCATION SHARED SERVICES ARRANGEMENT
WORKER'S COMPENSATION**

<i>Investments</i>	<i>Cost</i>	<i>Market</i>	<i>Ratio</i>	<i>Interest Rate</i>
Beginning of period	17,157.88	17,157.88	100.00%	0.04%
Deposits	0.00			
Withdrawals	101.00			
Interest accrued	0.61			
End of Period	17,057.49	17,057.49	100.00%	0.04%

This report is in compliance with the investment strategies as approved by the Public Funds Investment Act


Investment Officer

BANK: 01 LOCAL MAINTENANCE

TYPE	CHECK NUMBER	CHECK DATE	CHECK AMOUNT	REMITTED TO
OFFC	62193	12-09-2013	28,980.25	6612 TYLER FORD - EXPEDITION
OFFC	62194	12-10-2013	110.82	2511 BROOKSHIRES #31 - Staff Lunch
OFFC	62195	12-11-2013	41.70	2511 BROOKSHIRES #31 - Hd SCIENCE
SYST	62196	12-16-2013	975.00	7856 A PHOTO IDENTIFICATION - Supplied All Schools
SYST	62197	12-16-2013	282.25	6085 ACE HARDWARE - MAINTENANCE
SYST	62198	12-16-2013	81.84	2461 ALBA-GOLDEN ISD - College Fair
SYST	62199	12-16-2013	777.00	5370 ALLIED WASTE SERVICES - TRASH Pick-up
SYST	62200	12-16-2013	17,795.00	9657 ALUMINUM ATHLETIC EQUIPMENT CO - TRACK EQUIP
SYST	62201	12-16-2013	7.50	7963 AMY HAGAN - GAME WORKER
SYST	62202	12-16-2013	18,695.00	5599 ARNOLD, WALKER, ARNOLD & CO., P.C. - School Audit 12/13
SYST	62203	12-16-2013	93.08	3549 AT&T - PHONE LINED
SYST	62204	12-16-2013	7.40	3533 AT&T LONG DISTANCE - long distance
SYST	62205	12-16-2013	122.12	8066 AUDRA TATUM - GAME OFFICIAL
SYST	62206	12-16-2013	183.98	9394 AUSTIN MAC REPAIR - IPAD REPAIR
SYST	62207	12-16-2013	187.91	5517 BARNES & NOBLE BOOKSELLERS, INC. - Hd UIL, Ed Library
SYST	62208	12-16-2013	6,470.82	1467 BAXTER SALES COMPANY, INC. - MAINTENANCE
SYST	62209	12-16-2013	479.92	9693 BEST OF TEXAS - Hd UIL
SYST	62210	12-16-2013	310.00	1114 BROWNSBORO I.S.D. - Athletic meals
SYST	62211	12-16-2013	350.00	9740 BROWNSBORO JUNIOR HIGH - MS BASKETBALL
SYST	62212	12-16-2013	556.00	3149 BUDGET BUSINESS SYSTEMS - MS OFFICE, ADM REPAIR
SYST	62213	12-16-2013	200.00	9440 BUSINESS PROFESSIONALS OF AMERICA - Leadership CONF
SYST	62214	12-16-2013	515.24	1033 CADE'S BUILDING MATERIALS, INC. - MAINTENANCE
SYST	62215	12-16-2013	289.54	9519 CAPITAL ONE CORPORATE CARD - SCIENCE CONF
SYST	62216	12-16-2013	140.00	8010 CEDAR CREEK FOOD GROUP - Athletic meals
SYST	62217	12-16-2013	2,501.91	571 CENTERPOINT ENERGY RESOURCES CORP. - GAS
SYST	62218	12-16-2013	60.00	3935 CHERYL'S LAKE COUNTRY FLORIST - Jerden
SYST	62219	12-16-2013	864.40	9750 CITY NATIONAL BANK - TAX REFUND
SYST	62220	12-16-2013	224.00	9753 CKL SOLUTIONS - MAINT. REPAIR
SYST	62221	12-16-2013	77.65	5938 CLASSROOMDIRECT - 6th ENGLISH
SYST	62222	12-16-2013	324.16	4447 COMPUTERLAND NETWORK TECHNOLOGIES - MS FAX
SYST	62223	12-16-2013	436.50	8060 CONNIE D HAGEN, INC - DRUG TESTING
SYST	62224	12-16-2013	279.31	7276 COURTYARD MARRIOTT - BASEBALL CLINIC
SYST	62225	12-16-2013	68.87	9757 COZY'S KITCHEN - Athletic meals
SYST	62226	12-16-2013	571.50	954 DAIRY QUEEN - Athletic meals
SYST	62227	12-16-2013	107.82	1267 DAIRY QUEEN - Athletic meals
SYST	62228	12-16-2013	127.31	9737 DAIRY QUEEN - Athletic meals
SYST	62229	12-16-2013	57.95	9739 DAIRY QUEEN - Athletic meals
SYST	62230	12-16-2013	45.00	9741 DAIRY QUEEN - Athletic meals
SYST	62231	12-16-2013	1,928.18	557 DEALERS ELECTRICAL SUPPLY CO. - MAINTENANCE
SYST	62232	12-16-2013	137.80	8017 DEZI DAVIS - GAME OFFICIAL
SYST	62233	12-16-2013	480.00	8292 DFW COACHES CLINIC - Drennon, Dunna, Blackwell, Catey, Self, Almuete
SYST	62234	12-16-2013	93.10	8281 DONNA PALMER - REIMBURSE
SYST	62235	12-16-2013	8,104.80	8444 DUKO OIL CO, INC - TRANSPORTATION
SYST	62236	12-16-2013	116.19	9735 DUNCAN MCADOO - GAME OFFICIAL
SYST	62237	12-16-2013	44.00	563 EAST TEXAS ALARM, INC. - ADM, MAINT.
SYST	62238	12-16-2013	63,700.00	6833 EAST TEXAS CANOPY, INC - Ed BUS ROUTE
SYST	62239	12-16-2013	230.00	854 EBSCO - Hd LIBRARY
SYST	62240	12-16-2013	980.00	8538 ECAMPUS SYSTEMS - Hd MS TARDY SYSTEM

BANK: 01 LOCAL MAINTENANCE

TYPE	CHECK NUMBER	CHECK DATE	CHECK AMOUNT	REMITTED TO
SYST	62241	12-16-2013	909.48	7773 EMBASSY SUITES - Football Clinic
SYST	62242	12-16-2013	363.33	7703 G&K SERVICES - MAINT, Custodial, TRANSP.
SYST	62243	12-16-2013	15.00	581 GOGGANS TIRE SERVICE - TRANSPORTATION
SYST	62244	12-16-2013	106.80	883 GOPHER SPORT - Ed PE
SYST	62245	12-16-2013	113.85	4548 GRAINGER - MAINTENANCE
SYST	62246	12-16-2013	125.00	5402 HARDY COOK & HARDY, PC - SCHOOL ATTNY
SYST	62247	12-16-2013	1,140.00	9636 HEATHER PARKS - Hd BAND - NOV
SYST	62248	12-16-2013	608.22	8503 HILTON COLLEGE STATION - COACHING CLINIC
SYST	62249	12-16-2013	50.00	9744 HOME HOSPICE OF COOKE COUNTY - DUCKEY
SYST	62250	12-16-2013	188.50	4267 HOMETOWN TROPHY & AWARD, INC. - Ed G/T
SYST	62251	12-16-2013	225.00	9655 INTERQUEST DETECTION CANINES - Hd DRUG DOGS
SYST	62252	12-16-2013	84.36	9749 JAKE JOHANNSEN - GAME OFFICIAL
SYST	62253	12-16-2013	125.93	1772 JAMES R ANDERSON - GAME OFFICIAL
SYST	62254	12-16-2013	200.74	9445 JEFF GONZALES - GAME OFFICIAL
SYST	62255	12-16-2013	3,171.00	6691 JOHNNY NEIDHOLT - Ed BUS ROUTE
SYST	62256	12-16-2013	270.90	9348 KAPCO - Ed LIBRARY
SYST	62257	12-16-2013	75.45	7075 KERRY VANCLEAVE - REIMBURSE
SYST	62258	12-16-2013	294.00	616 KIRBY RESTAURANT SUPPLY - MAINTENANCE
SYST	62259	12-16-2013	119.41	5929 KYLE CARSON - GAME OFFICIAL
SYST	62260	12-16-2013	36,431.84	7438 L & L ASPHALT CORP - FINAL PYMT
SYST	62261	12-16-2013	110.50	7339 LAKEITHA JONES - GAME OFFICIAL
SYST	62262	12-16-2013	150.00	8079 LAPOYNOR ISD - BASKETBALL
SYST	62263	12-16-2013	89.95	9306 LARRY'S TV SERVICE - PS REPAIR
SYST	62264	12-16-2013	420.00	8502 LONE STAR COACHING CLINIC - DRENNON, LITTLE, TALLEY, VANDOVER, CHASE, BLACKWELL
SYST	62265	12-16-2013	71.76	9278 LONGHORN BUS SALES - TRANSPORTATION
SYST	62266	12-16-2013	309.20	2686 LOWE'S - MAINTENANCE
SYST	62267	12-16-2013	151.80	9714 MARY ELLEN LEDBETTER - Hd ENGLISH
SYST	62268	12-16-2013	56.04	8365 MICHELLE DUDLEY - REIMBURSE
SYST	62269	12-16-2013	114.34	7538 MINEOLA COMMUNITY BANK - TAX REFUND
SYST	62270	12-16-2013	65.00	9408 MINEOLA HIGH SCHOOL JUNIOR CLASS - Ed W/L
SYST	62271	12-16-2013	9,053.57	8076 MINEOLA ISD TAX COLLECTOR - Auto TAX PYMT
SYST	62272	12-16-2013	8,733.80	1815 MINEOLA SUPPLY COMPANY, INC. - CUSTODIAL
SYST	62273	12-16-2013	47.45	8672 MORPHO TRUST USA, INC. - FINGERPRINTING
SYST	62274	12-16-2013	2.93	8155 MUNICIPAL SERVICES BUREAU - TOLL CHG
SYST	62275	12-16-2013	113.75	3286 NATIONAL SCIENCE TEACHERS ASSN - Ed SCIENCE
SYST	62276	12-16-2013	8.38	8110 O'REILLY AUTO PARTS - TRANSPORTATION
SYST	62277	12-16-2013	652.23	683 PENDER'S MUSIC COMPANY - Hd BAND
SYST	62278	12-16-2013	1,765.19	5531 PERDUE, BRANDON, FIELDER, COLLINS & - DEL TAX ATTNY - NOV
SYST	62279	12-16-2013	117.00	7476 PIONEER MANUFACTURING CO - MAINTENANCE
SYST	62280	12-16-2013	717.00	6204 PITNEY BOWES - METER RENTAL
SYST	62281	12-16-2013	347.10	685 PRICE INTERNATIONAL, INC - TRANSPORTATION
SYST	62282	12-16-2013	7,594.52	701 QUILL CORPORATION - INK/TONER ALL SCHOOLS
SYST	62283	12-16-2013	120.00	9734 RACHAEL STOFIE - GAME OFFICIAL
SYST	62284	12-16-2013	250.00	1365 REGION VII EDUCATION SERVICE CENTER - GUILD
SYST	62285	12-16-2013	117.04	1283 RICKEY MOSLEY - GAME OFFICIAL
SYST	62286	12-16-2013	82.00	8290 ROBERT WALTERS - GAME OFFICIAL
SYST	62287	12-16-2013	336.85	3785 SAFETY-KLEEN SYSTEMS, INC - TRANSPORTATION, AUTO MECH
SYST	62288	12-16-2013	709.46	5356 SAM'S CLUB DIRECT - STAFF LUNC#

BANK: 01 LOCAL MAINTENANCE

TYPE	CHECK NUMBER	CHECK DATE	CHECK AMOUNT	REMITTED TO
SYST	62289	12-16-2013	843.78	5569 SCANTRON CORPORATION - <i>NS/MS TESTING</i>
SYST	62290	12-16-2013	168.22	724 SCHOOL SPECIALTY, INC. - <i>MS ENGLISH 5th G</i>
SYST	62291	12-16-2013	85.43	7494 SHANE WEST - <i>GAME OFFICIAL</i>
SYST	62292	12-16-2013	15,953.00	6438 SHI GOVERNMENT SOLUTIONS - <i>IPAD/IMAC SOFTWARE mgmt</i>
SYST	62293	12-16-2013	93.00	758 SPORTDECALS, INC - <i>Baseball</i>
SYST	62294	12-16-2013	81.70	6883 SUBWAY - <i>Athletic meals</i>
SYST	62295	12-16-2013	150.00	9745 SUBWAY - <i>Athletic meals</i>
SYST	62296	12-16-2013	29,809.20	8339 SUPERNET I - <i>SUPERNET II</i>
SYST	62297	12-16-2013	5,754.85	7154 SUPERNET II - <i>12/14 due - 10 months</i>
SYST	62298	12-16-2013	50.00	7812 TABO - <i>BASKETBALL</i>
SYST	62299	12-16-2013	150.00	5751 TASBO - <i>BJORK</i>
SYST	62300	12-16-2013	1,740.90	5035 TATUM MUSIC CO, INC - <i>MS/HS Supply/REPAIR</i>
SYST	62301	12-16-2013	82.96	2388 THE LIBRARY STORE, INC - <i>ES Library</i>
SYST	62302	12-16-2013	130.00	2204 THSECA - <i>JACKSON, Wheeler</i>
SYST	62303	12-16-2013	150.00	2108 TMEA - <i>BRANNAN, FULIN, CAVANAUGH</i>
SYST	62304	12-16-2013	129.58	8018 TOM CREMEANS - <i>GAME OFFICIAL</i>
SYST	62305	12-16-2013	275.00	9736 TRENTON ISD - <i>BASKETBALL</i>
SYST	62306	12-16-2013	236.40	3028 TRIARCO - <i>MS ART</i>
SYST	62307	12-16-2013	58.70	949 TYLER MORNING TELEGRAPH - <i>SUPERNET II</i>
SYST	62308	12-16-2013	24.96	7840 UPS - <i>REPAIR</i>
SYST	62309	12-16-2013	902.45	822 WAL-MART STORES TEXAS, LLC - <i>MS Science, Head St, Kindergarten, Maint, Athletics, 10th G, MS Office</i>
SYST	62310	12-16-2013	270.00	4303 WILLIAM BJORK - <i>REIMBURSE</i>
SYST	62311	12-16-2013	257.82	662 WILLIAM V MACGILL & COMPANY - <i>Nurse</i>
SYST	62312	12-16-2013	29,343.25	825 WOOD COUNTY APPRAISAL DISTRICT - <i>10th G</i>
SYST	62313	12-16-2013	39,997.67	837 WOOD COUNTY SPECIAL EDUCATION SSA - <i>DEC MONTHLY</i>
OFFC	62314	12-18-2013	105.50	9759 HOLLY MISCHNICK - <i>REIMBURSE</i>
SYST	62315	12-30-2013	20,524.47	745 AEP SOUTHWESTERN ELECTRIC POWER - <i>ELECTRIC</i>
SYST	62316	12-30-2013	60.00	6393 ATSSB REGION IV MUSIC - <i>All REGION BAND</i>
SYST	62317	12-30-2013	60.00	4119 BIG SANDY BOOSTER CLUB - <i>Athletic meals</i>
SYST	62318	12-30-2013	137.50	8164 BRIAN PULLUM - <i>REIMBURSE</i>
SYST	62319	12-30-2013	400.00	3149 BUDGET BUSINESS SYSTEMS - <i>MS REPAIR</i>
SYST	62320	12-30-2013	76.10	9152 C SHANE WALDEN - <i>GAME OFFICIAL</i>
SYST	62321	12-30-2013	212.74	1329 CHEVRON - <i>V6 Ag</i>
SYST	62322	12-30-2013	330.00	9674 CHRIS BRANNAN - <i>BAND MEALS</i>
SYST	62323	12-30-2013	3,724.65	549 CITY OF MINEOLA - <i>WATER</i>
SYST	62324	12-30-2013	475.70	9173 CORELOGIC REAL ESTATE TAX SERVICE - <i>TAX REFUND</i>
SYST	62325	12-30-2013	53.40	9757 COZY'S KITCHEN - <i>Athletic meals</i>
SYST	62326	12-30-2013	145.00	954 DAIRY QUEEN - <i>Athletic meals</i>
SYST	62327	12-30-2013	160.87	1139 DEMCO, INC. - <i>MS Library</i>
SYST	62328	12-30-2013	225.00	9167 DISTRICT 6 DECA - <i>DECA</i>
SYST	62329	12-30-2013	2,547.49	5291 FOLLETT - <i>MS Library</i>
SYST	62330	12-30-2013	825.30	4092 GALE - <i>MS Library</i>
SYST	62331	12-30-2013	39.74	920 GLEN DOSSETT - <i>REIMBURSE</i>
SYST	62332	12-30-2013	1,005.00	9636 HEATHER PARKS - <i>MS BAND-DEC</i>
SYST	62333	12-30-2013	2,648.00	7153 HEWLETT-PACKARD COMPANY - <i>Equip all schools</i>
SYST	62334	12-30-2013	155.00	8833 INTERSCHOLASTIC LEAGUE PRESS CONFER - <i>Jack & Buzz</i>
SYST	62335	12-30-2013	106.27	9763 JACKIE CULVERHOUSE - <i>GAME OFFICIAL</i>
SYST	62336	12-30-2013	81.19	1772 JAMES R ANDERSON - <i>GAME OFFICIAL</i>

BANK: 01 LOCAL MAINTENANCE

CHECK TYPE	CHECK NUMBER	CHECK DATE	CHECK AMOUNT	R E M I T T E D TO
SYST	62337	12-30-2013	70.00	5122 JIMMIE E MCGAHEY - <i>GAME OFFICIAL</i>
SYST	62338	12-30-2013	1,326.00	5998 JUNIOR LIBRARY GUILD - <i>NO LIBRARY</i>
SYST	62339	12-30-2013	83.52	8036 KASSIE YOUNG -
SYST	62340	12-30-2013	24.50	9704 MINDY REDDING - <i>REIMBURSE</i>
SYST	62341	12-30-2013	880.00	9619 MINEOLA FLOORS & DECOR - <i>Blinds - Computer Lab #3</i>
SYST	62342	12-30-2013	3,370.14	8076 MINEOLA ISD TAX COLLECTOR - <i>AUTO TAX Payments</i>
SYST	62343	12-30-2013	40.82	921 NELDA SHIPP - <i>REIMBURSE</i>
SYST	62344	12-30-2013	113.05	9762 NICHOLAS KUNZMAN - <i>GAME OFFICIAL</i>
SYST	62345	12-30-2013	360.39	683 PENDER'S MUSIC COMPANY - <i>NSLMS BAND</i>
SYST	62346	12-30-2013	50.00	9760 PICO DE GALLO - <i>Athletic meals</i>
SYST	62347	12-30-2013	190.00	9716 RAIDER PRIDE BOOSTER CLUB - <i>Athletic meals</i>
SYST	62348	12-30-2013	93.60	8496 RODERICH DAVIS - <i>GAME OFFICIAL</i>
SYST	62349	12-30-2013	155.00	5356 SAM'S CLUB DIRECT - <i>'14 membership</i>
SYST	62350	12-30-2013	300.00	8821 SCHOOL NEWSPAPERS ONLINE - <i>Frackit Buzz</i>
SYST	62351	12-30-2013	88.82	7494 SHANE WEST - <i>GAME OFFICIAL</i>
SYST	62352	12-30-2013	33.00	2013 STORY-WRIGHT INC. - <i>ADMIN</i>
SYST	62353	12-30-2013	1,879.15	7168 SUDDENLINK COMMUNICATIONS - <i>Phone lines, Internet</i>
SYST	62354	12-30-2013	60.00	5751 TASBO - <i>BFORK</i>
SYST	62355	12-30-2013	25.00	9210 TEXAS STATE HISTORICAL ASSOCIATION - <i>TX Quiz Show</i>
SYST	62356	12-30-2013	15,000.00	8333 THE NORTHEAST TEXAS CONSORTIUM - <i>SuperNet II</i>
SYST	62357	12-30-2013	603.50	9732 THE SPORTS SCENE - <i>Baseball</i>
SYST	62358	12-30-2013	42.67	8425 VERIZON - <i>CELL PHONE</i>
SYST	62359	12-30-2013	1,015.00	807 VISUAL TECHNIQUES, INC. - <i>Duiba All Schools</i>
SYST	62360	12-30-2013	250.88	822 WAL-MART STORES TEXAS, LLC - <i>Home Exp. 2nd G</i>
SYST	62361	12-30-2013	526.09	837 WOOD COUNTY SPECIAL EDUCATION SSA - <i>SHARD</i>

BANK 01 TOTALS	SYSTEM CHECKS	NO CHECKS	CHECK AMOUNTS
	SYSTEM CHECKS	165	394,319.14
	OFFICE CHECKS	4	29,238.27
	VOID CHECKS	0	0.00
		-----	-----
		169	423,557.41