



**Analysis of 2019-2022  
STAAR/EOC Scores**

July 20, 2022




1



our **JOURNEY**

2







What is STAAR Tested?

- Mathematics in grades 3-8
- Reading in grades 3-8
- Science in grades 5 and 8
- Social Studies in grade 8
- English I and II
- U.S. History
- Algebra I
- Biology

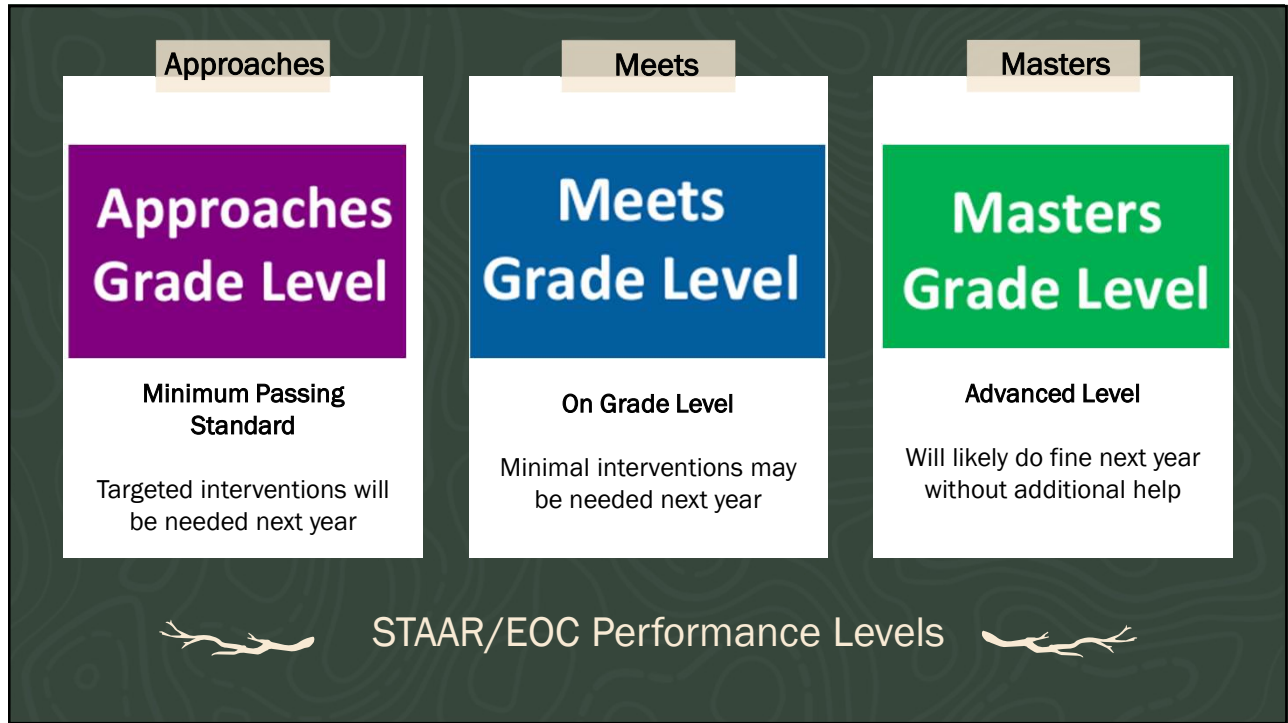
3

## WHERE WE'VE BEEN

STAAR Testing during the Pandemic

2019	2020	2021	2022
			

4



5

### 3<sup>RD</sup> GRADE MATH

Tell the Story of 3<sup>rd</sup> Grade Math.

3rd Grade Math	✓	✗	🏠	🎒	✓	✗	🏠	🎒	✓	✗	🏠	🎒
	Approaches 2019	Approaches 2020	Approaches 2021	Approaches 2022	Meets 2019	Meets 2020	Meets 2021	Meets 2022	Masters 2019	Masters 2020	Masters 2021	Masters 2022
Alarcon	89%	Testing Cancelled	31%	57%	51%	Testing Cancelled	5%	17%	16%	Testing Cancelled	0%	5%
Borrego	85%	Testing Cancelled	42%	58%	56%	Testing Cancelled	11%	28%	24%	Testing Cancelled	4%	8%
District Average	84%	Testing Cancelled	38%	58%	49%	Testing Cancelled	8%	23%	17%	Testing Cancelled	2%	7%

6

# 3<sup>RD</sup> GRADE READING

Let's Tell the 'Approaches' Story.

Let's Tell the 'Masters' Story.

3rd Grade Reading												
	Approaches 2019	Approaches 2020	Approaches 2021	Approaches 2022	Meets 2019	Meets 2020	Meets 2021	Meets 2022	Masters 2019	Masters 2020	Masters 2021	Masters 2022
Alarcon	75%	Testing Cancelled	55%	59%	33%	Testing Cancelled	23%	21%	13%	Testing Cancelled	9%	<13%>
Borrego	81%	Testing Cancelled	61%	56%	46%	Testing Cancelled	26%	30%	24%	Testing Cancelled	9%	14%
District Average	77%	Testing Cancelled	59%	57%	39%	Testing Cancelled	25%	26%	19%	Testing Cancelled	9%	14%

Let's Tell the 'Meets' Story.

7

# 4<sup>TH</sup> GRADE MATH

Tell the 'Approaches' Story.

Tell the 'Masters' Story.

4th Grade Math												
	Approaches 2019	Approaches 2020	Approaches 2021	Approaches 2022	Meets 2019	Meets 2020	Meets 2021	Meets 2022	Masters 2019	Masters 2020	Masters 2021	Masters 2022
Alarcon	73%	Testing Cancelled	27%	66%	31%	Testing Cancelled	8%	28%	16%	Testing Cancelled	3%	13%
Borrego	86%	Testing Cancelled	31%	64%	48%	Testing Cancelled	10%	30%	25%	Testing Cancelled	4%	8%
District Average	74%	Testing Cancelled	30%	65%	38%	Testing Cancelled	10%	29%	19%	Testing Cancelled	4%	10%

Tell the 'Meets' Story.

8

# 4TH GRADE READING

Tell the 'Approaches' Story.

Tell the 'Masters' Story.

4th Grade Reading	✓	✗	🏠	🎒	✓	✗	🏠	🎒	✓	✗	🏠	🎒
	Approaches 2019	Approaches 2020	Approaches 2021	Approaches 2022	Meets 2019	Meets 2020	Meets 2021	Meets 2022	Masters 2019	Masters 2020	Masters 2021	Masters 2022
Alarcon	69%	Testing Cancelled	51%	67%	24%	Testing Cancelled	15%	★ 43%	10%	Testing Cancelled	7%	★ 23%
Borrego	80%	Testing Cancelled	48%	63%	39%	Testing Cancelled	19%	37%	20%	Testing Cancelled	6%	15%
District Average	70%	Testing Cancelled	49%	65%	31%	Testing Cancelled	18%	★ 40%	14%	Testing Cancelled	6%	★ 19%

Tell the 'Meets' Story.



9



Celebrating 85 years of Excellence at Alarcon Elementary!



10

# 5TH GRADE MATH

Tell the 'Approaches' Story.

Tell the 'Masters' Story.

5th Grade Math												
	Approaches 2019	Approaches 2020	Approaches 2021	Approaches 2022	Meets 2019	Meets 2020	Meets 2021	Meets 2022	Masters 2019	Masters 2020	Masters 2021	Masters 2022
Alarcon	96%	Testing Cancelled	44%	80%	43%	Testing Cancelled	5%	41%	23%	Testing Cancelled	2%	14%
Borrego	99%	Testing Cancelled	45%	76%	63%	Testing Cancelled	18%	36%	42%	Testing Cancelled	7%	11%
District Average	96%	Testing Cancelled	44%	77%	51%	Testing Cancelled	12%	37%	28%	Testing Cancelled	5%	12%

Tell the 'Meets' Story.

11

# 5TH GRADE READING

Tell the 'Approaches' Story.

Tell the 'Masters' Story.

5th Grade Reading												
	Approaches 2019	Approaches 2020	Approaches 2021	Approaches 2022	Meets 2019	Meets 2020	Meets 2021	Meets 2022	Masters 2019	Masters 2020	Masters 2021	Masters 2022
Alarcon	76%	Testing Cancelled	51%	81%	34%	Testing Cancelled	11%	50%	15%	Testing Cancelled	4%	22%
Borrego	92%	Testing Cancelled	62%	71%	58%	Testing Cancelled	29%	38%	19%	Testing Cancelled	12%	17%
District Average	82%	Testing Cancelled	57%	75%	43%	Testing Cancelled	21%	<43%>	16%	Testing Cancelled	8%	19%

Tell the 'Meets' Story.



12

# 5TH GRADE SCIENCE

Tell the 'Approaches' Story.

Tell the 'Masters' Story.

5th Grade Science	✓	✗	🏠	🎒	✓	✗	🏠	🎒	✓	✗	🏠	🎒
	Approaches 2019	Approaches 2020	Approaches 2021	Approaches 2022	Meets 2019	Meets 2020	Meets 2021	Meets 2022	Masters 2019	Masters 2020	Masters 2021	Masters 2022
Alarcon	60%	Testing Cancelled	34%	<60%>	29%	Testing Cancelled	6%	<29%>	12%	Testing Cancelled	0%	8%
Borrego	88%	Testing Cancelled	38%	59%	62%	Testing Cancelled	10%	25%	32%	Testing Cancelled	4%	8%
District Average	73%	Testing Cancelled	36%	59%	46%	Testing Cancelled	8%	27%	18%	Testing Cancelled	2%	8%

Tell the 'Meets' Story.

13



14

# 6TH GRADE MATH

Tell the 'Approaches' Story.

Tell the 'Masters' Story.

6th Grade Math												
	Approaches 2019	Approaches 2020	Approaches 2021	Approaches 2022	Meets 2019	Meets 2020	Meets 2021	Meets 2022	Masters 2019	Masters 2020	Masters 2021	Masters 2022
Alarcon	91%	Testing Cancelled	54%	68%	36%	Testing Cancelled	12%	20%	9%	Testing Cancelled	3%	1%
Borrego	93%	Testing Cancelled	49%	65%	48%	Testing Cancelled	19%	27%	21%	Testing Cancelled	1%	11%
District Average	87%	Testing Cancelled	52%	66%	43%	Testing Cancelled	16%	24%	17%	Testing Cancelled	2%	7%

Tell the 'Meets' Story.

15

# 6TH GRADE READING

Tell the 'Approaches' Story.

Tell the 'Masters' Story.

6th Grade Reading												
	Approaches 2019	Approaches 2020	Approaches 2021	Approaches 2022	Meets 2019	Meets 2020	Meets 2021	Meets 2022	Masters 2019	Masters 2020	Masters 2021	Masters 2022
Alarcon	67%	Testing Cancelled	45%	54%	32%	Testing Cancelled	20%	31%	13%	Testing Cancelled	4%	9%
Borrego	70%	Testing Cancelled	42%	60%	32%	Testing Cancelled	15%	★ 41%	12%	Testing Cancelled	8%	★ 16%
District Average	66%	Testing Cancelled	44%	58%	31%	Testing Cancelled	18%	★ 37%	13%	Testing Cancelled	6%	<13%>

Tell the 'Meets' Story.

16




# TRENDS FOR GRADES 3-6

What do we see overall?


Growing our 3<sup>rd</sup> Graders



Rebounding



Increases



Reading



17

## 7TH GRADE

Tell the 'Approaches' Story.

Tell the 'Masters' Story.

7th Grade	✓	✗	🏠	🎒	✓	✗	🏠	🎒	✓	✗	🏠	🎒
	Approaches 2019	Approaches 2020	Approaches 2021	Approaches 2022	Meets 2019	Meets 2020	Meets 2021	Meets 2022	Masters 2019	Masters 2020	Masters 2021	Masters 2022
Math	66%	Testing Cancelled	38%	48%	30%	Testing Cancelled	12%	16%	11%	Testing Cancelled	3%	4%
Reading	65%	Testing Cancelled	50%	62%	35%	Testing Cancelled	24%	<35%>	17%	Testing Cancelled	11%	★ 19%

Tell the 'Meets' Story.

18

# 8TH GRADE

Tell the 'Approaches' Story.

Tell the 'Masters' Story.

8th Grade	✓	✗	🏠	🎒	✓	✗	🏠	🎒	✓	✗	🏠	🎒
	Approaches 2019	Approaches 2020	Approaches 2021	Approaches 2022	Meets 2019	Meets 2020	Meets 2021	Meets 2022	Masters 2019	Masters 2020	Masters 2021	Masters 2022
Math	90%	Testing Cancelled	26%	69%	57%	Testing Cancelled	4%	34%	7%	Testing Cancelled	0%	6%
Reading	81%	Testing Cancelled	60%	76%	41%	Testing Cancelled	34%	48%	19%	Testing Cancelled	15%	26%
Science	79%	Testing Cancelled	49%	65%	39%	Testing Cancelled	25%	32%	16%	Testing Cancelled	32%	15%
Social Studies	52%	Testing Cancelled	37%	41%	16%	Testing Cancelled	12%	12%	8%	Testing Cancelled	3%	5%
8th Grade Algebra I	100%	Testing Cancelled	97%	<100%>	100%	Testing Cancelled	69%	90%	100%	Testing Cancelled	28%	79%


Tell the 'Meets' Story.

19


## TRENDS FOR GRADES 7-8

What do we see overall?

**Rebounding Quickly**




**Reading**




**Math**

*your speed doesn't matter, forward is forward*



**Resiliency**



20

# HIGH SCHOOL

Tell the 'Approaches' Story.

Tell the 'Masters' Story.

High School	✓	✗	🏠	🎒	✓	✗	🏠	🎒	✓	✗	🏠	🎒
	Approaches 2019	Approaches 2020	Approaches 2021	Approaches 2022	Meets 2019	Meets 2020	Meets 2021	Meets 2022	Masters 2019	Masters 2020	Masters 2021	Masters 2022
English I	62%	Testing Cancelled	53%	43%	35%	Testing Cancelled	30%	26%	4%	Testing Cancelled	3%	<4%>
English II	70%	Testing Cancelled	52%	53%	37%	Testing Cancelled	38%	36%	2%	Testing Cancelled	3%	1%
Algebra I	90%	Testing Cancelled	62%	47%	65%	Testing Cancelled	17%	13%	35%	Testing Cancelled	3%	5%
Biology	87%	Testing Cancelled	64%	64%	50%	Testing Cancelled	24%	30%	12%	Testing Cancelled	2%	5%
U.S. History	95%	Testing Cancelled	83%	80%	69%	Testing Cancelled	48%	51%	30%	Testing Cancelled	21%	22%

Tell the 'Meets' Story.

21

## TRENDS FOR GRADES 9-12

What do we see overall?

Algebra I




English I and II



Halfway There



Moving on Up!



22

# EVERYONE IN 3-12

Tell the 'Approaches' Story.

Tell the 'Masters' Story.

Gr. 3-12- All Students												
	Approaches 2019	Approaches 2020	Approaches 2021	Approaches 2022	Meets 2019	Meets 2020	Meets 2021	Meets 2022	Masters 2019	Masters 2020	Masters 2021	Masters 2022
All Students -Math	84%	Testing Cancelled	47%	61%	48%	Testing Cancelled	14%	26%	21%	Testing Cancelled	4%	9%
All Students -Reading	71%	Testing Cancelled	52%	61%	36%	Testing Cancelled	27%	38%	12%	Testing Cancelled	6%	13%
All Students -Science	80%	Testing Cancelled	54%	63%	45%	Testing Cancelled	20%	30%	15%	Testing Cancelled	3%	9%
All Students -Social Studies	75%	Testing Cancelled	73%	60%	42%	Testing Cancelled	41%	31%	19%	Testing Cancelled	17%	14%
District Summary	75%	Testing Cancelled	51%	62%	40%	Testing Cancelled	22%	32%	15%	Testing Cancelled	5%	11%

Tell the 'Meets' Story.

23

## TRENDS FOR GRADES 3-12

What do we see overall?

**Middle School  
Rebounds**

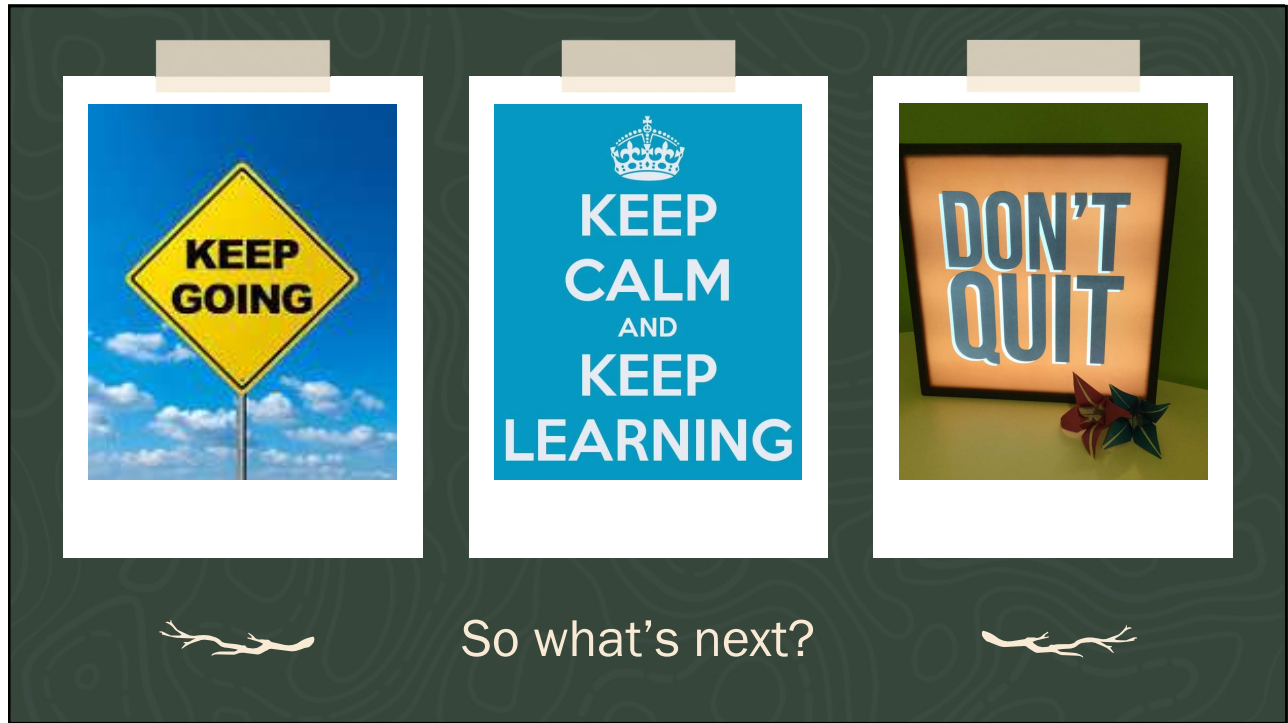
**Reading**

**Math and Science**

*your speed  
doesn't matter,  
forward  
is  
forward*

**Resiliency**

24



25



26

Are our students fully ready to embrace new learning?

### Maslow's Hierarchy of Needs



27



Healing@theNest



Meet their needs for social/emotional and mental health.

Lifelong learning will follow.

28