



Sweetwater ISD

2023-24 Annual Report

February 2025

2023-24 Annual Report



- ❖ **2023-2024 District Accreditation Status**
- ❖ **[2023-24 Texas Academic Performance Report \(TAPR\)](#)**
- ❖ **PEIMS Financial Standard Report (2022-23 Financial Actual Reports)**
- ❖ **Campus Performance Objectives**
- ❖ **Report on Violent or Criminal Incidents on Campuses**
- ❖ **2022-2023 Student Performance in Postsecondary Institutions**
- ❖ **Progress Towards SISD Board adopted HB3 Goals**
- ❖ **2023-24 TAPR Glossary**



SISD STATUS and RATING

177-902

2023-2024 District Accreditation Status:

ACCREDITED

2024 Accountability Rating:

The 2024 Accountability reports are not publicly available and are pending judicial ruling and decision front the 89th Legislature

2024 Special Education Determination Status:

NEEDS ASSISTANCE




2023-24

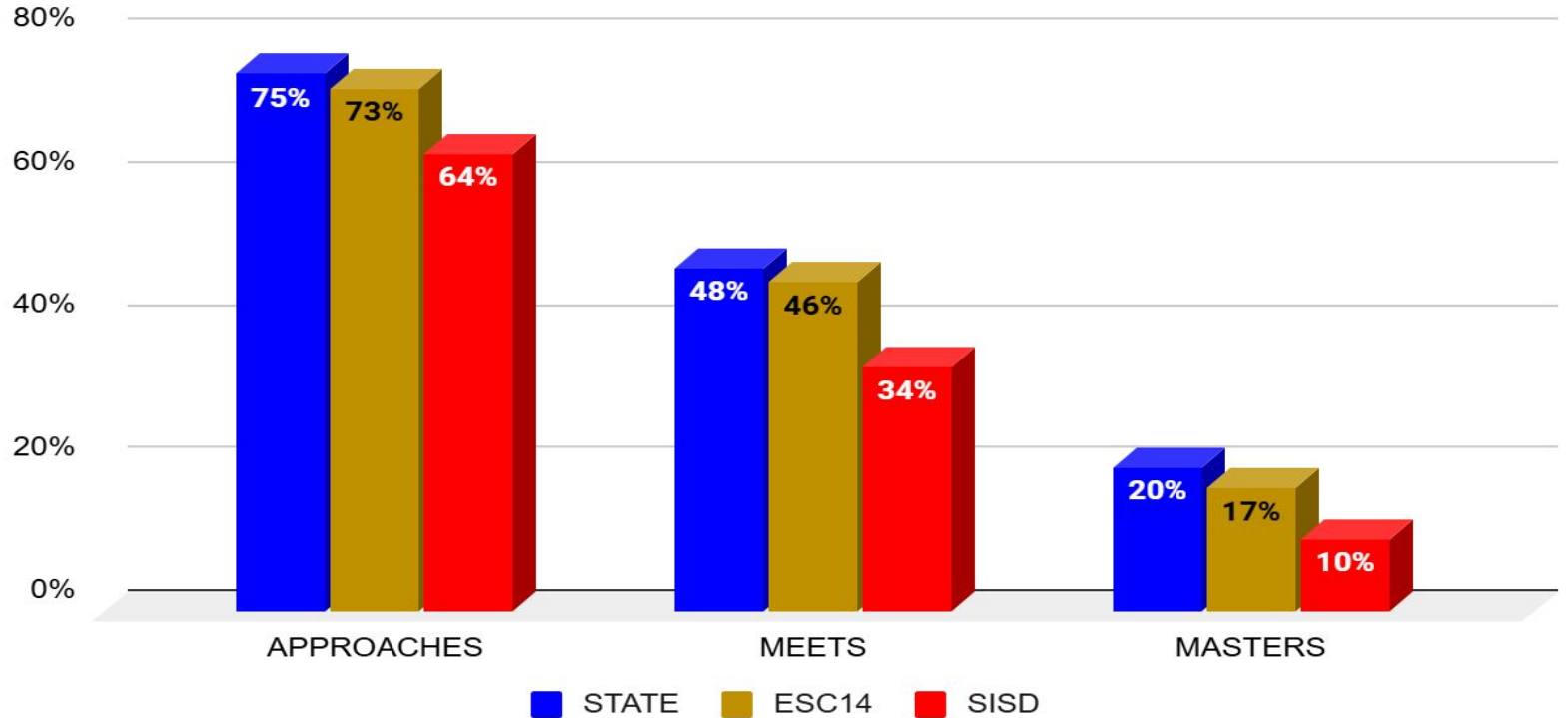
Texas Academic Performance Report (TAPR)

Link to access: [SISD TAPR](#)

STAAR Performance



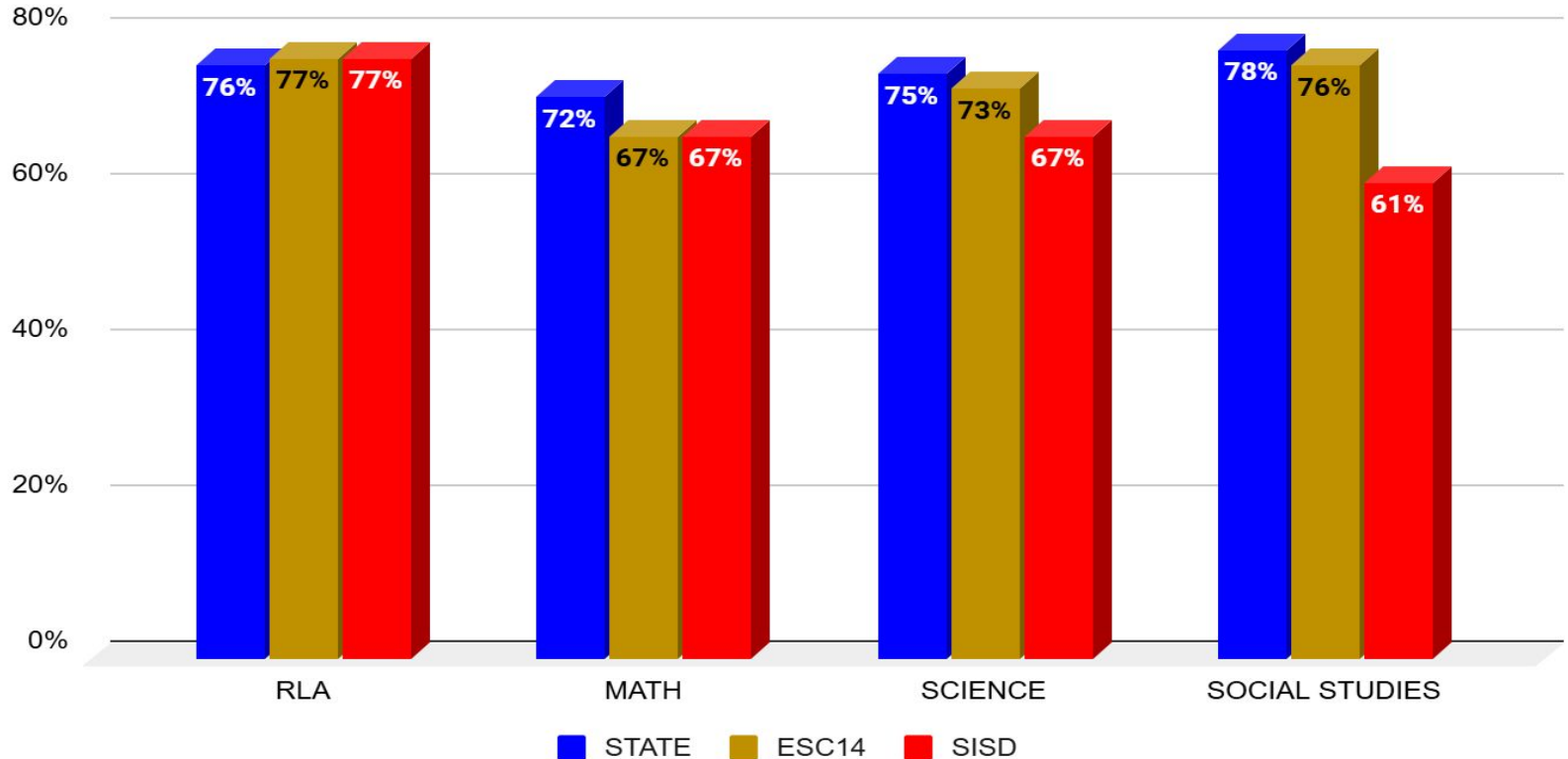
ALL SUBJECTS-- ALL GRADES



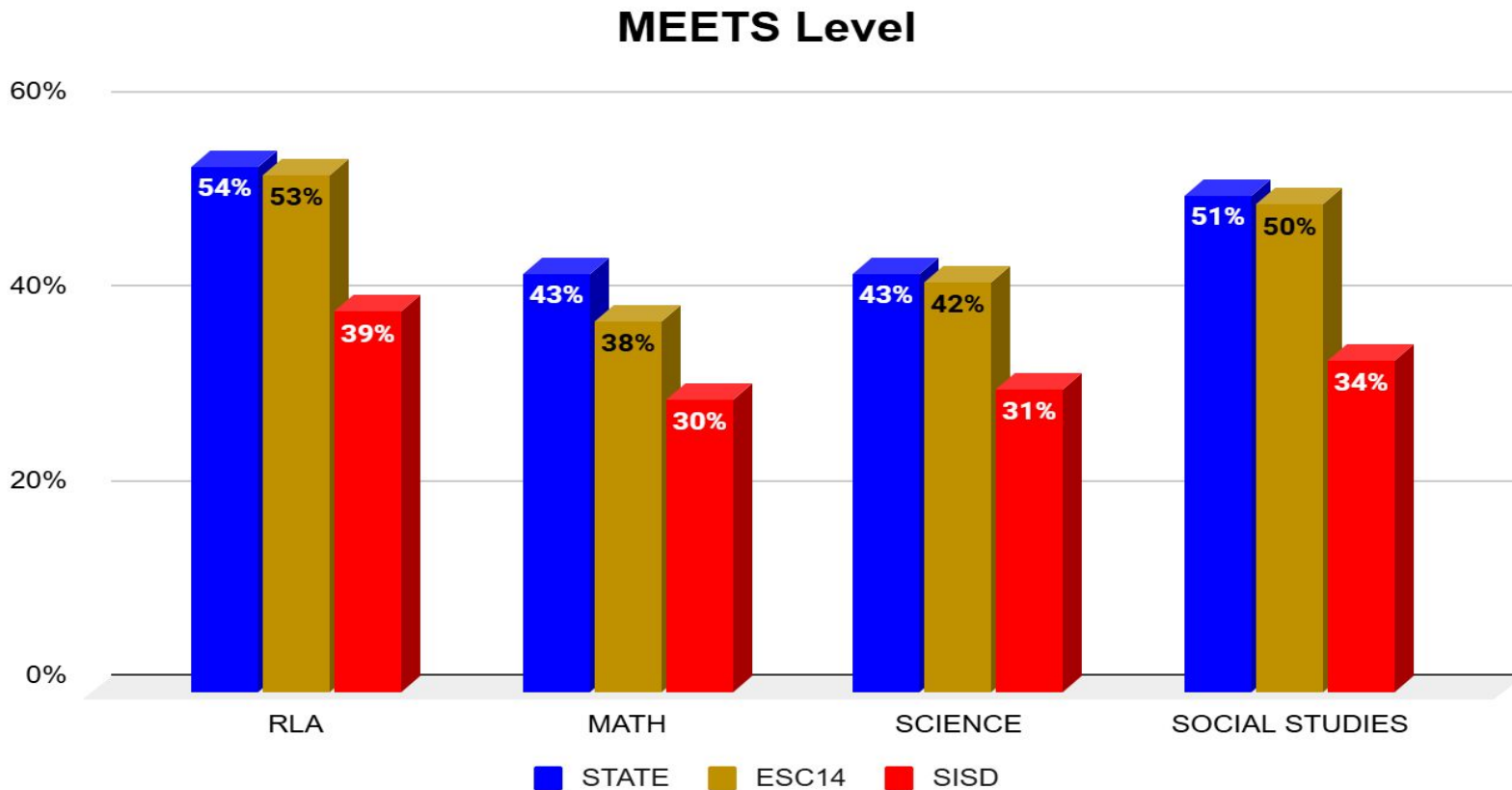
STAAR Performance - All Subjects



APPROACHES Level



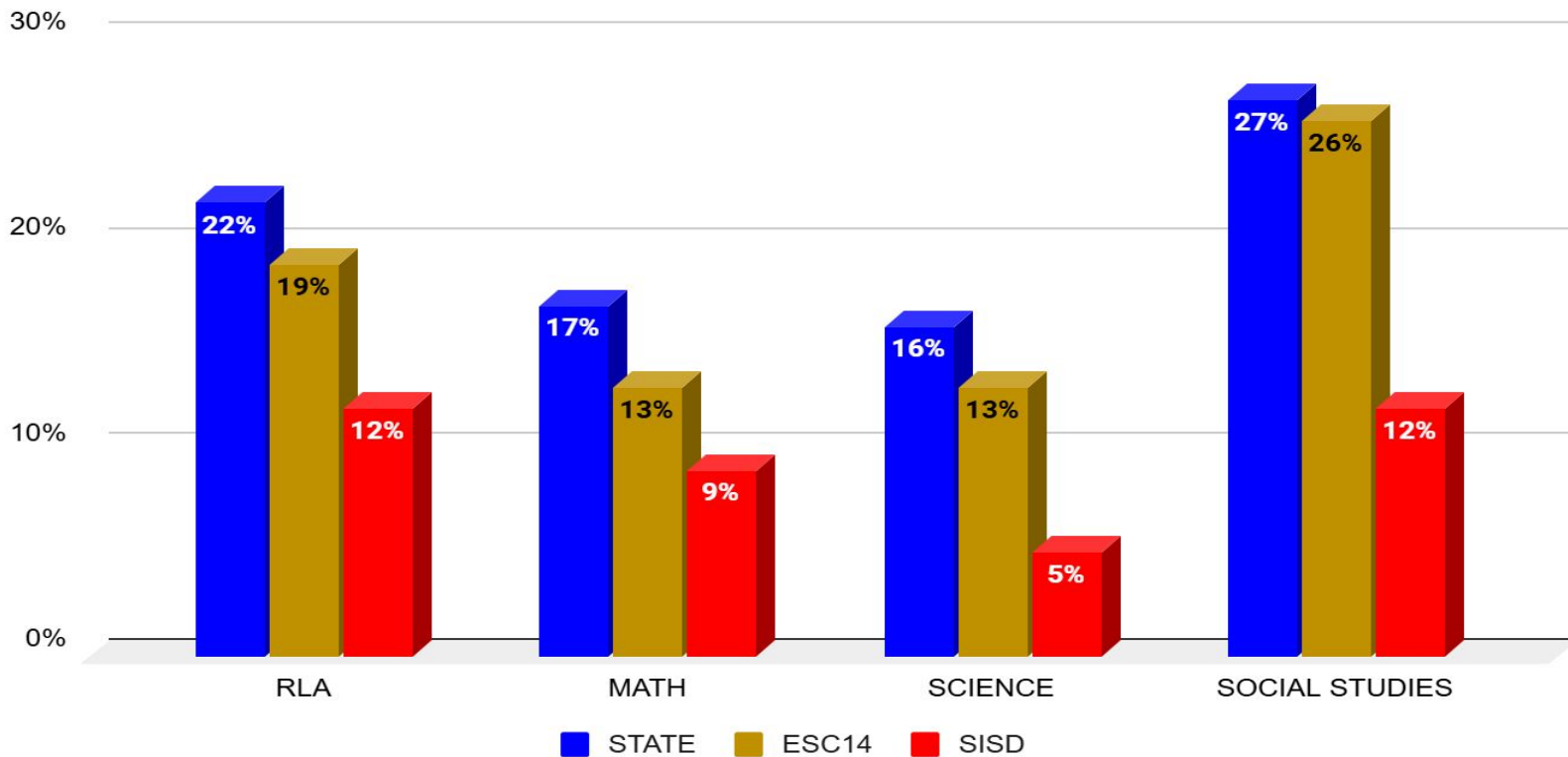
STAAR Performance- All Subjects



STAAR Performance - All Subjects

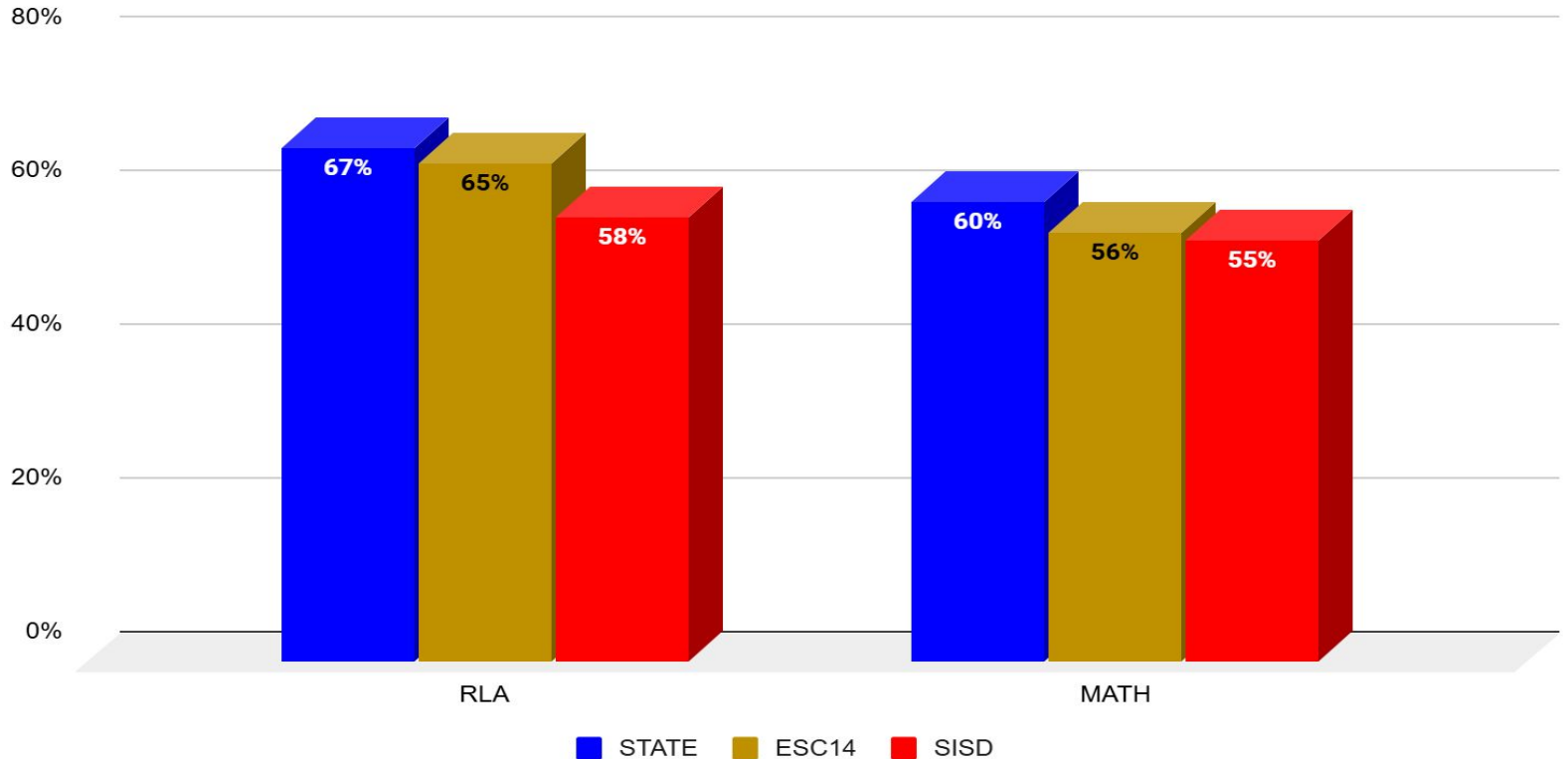


MASTERS Level

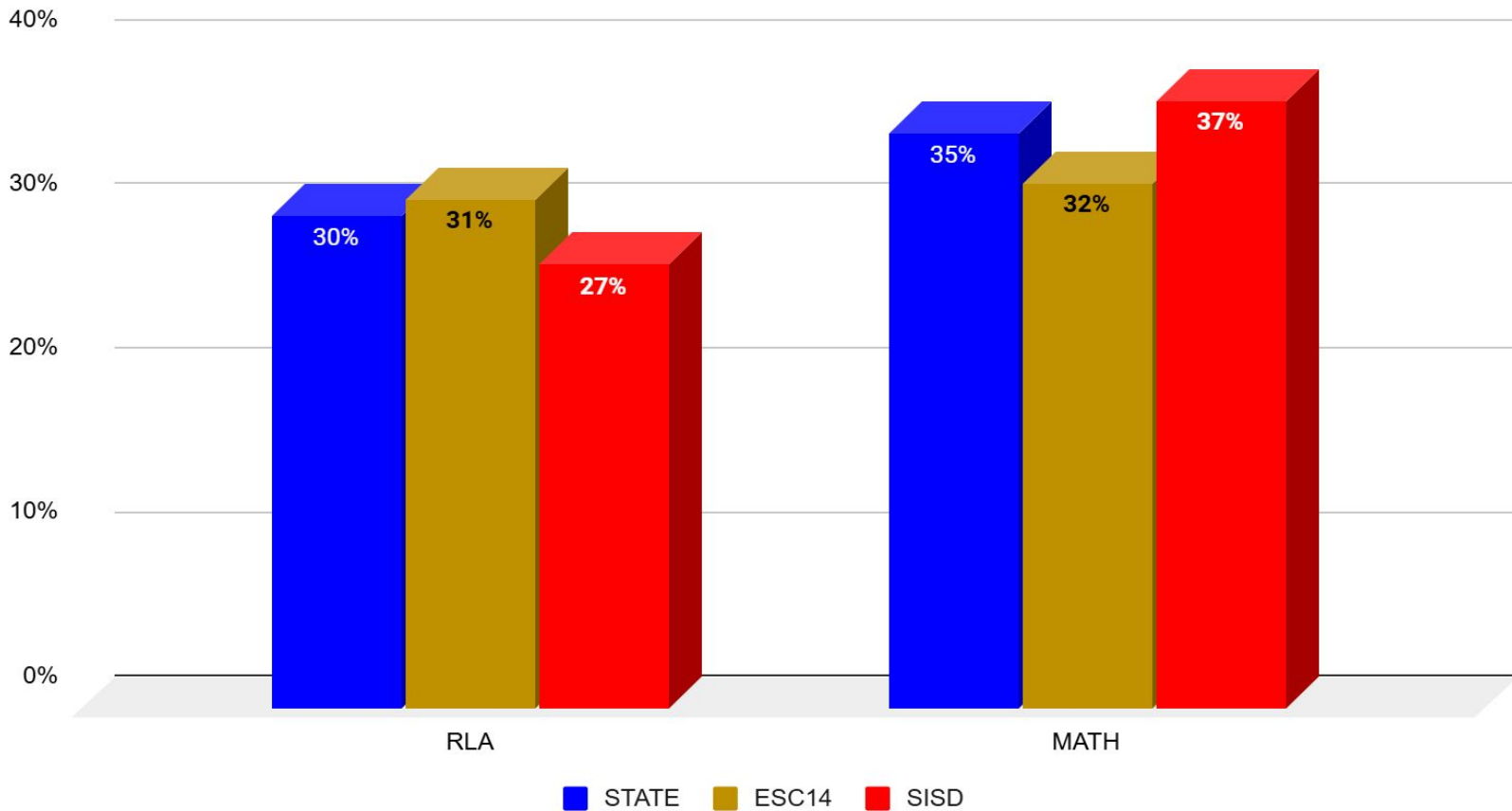


STAAR Performance- RLA & MATH


ACADEMIC GROWTH



ACCELERATED LEARNING



ATTENDANCE, GRADUATION & DROP OUT RATES



	2021-22	2022-23
ATTENDANCE	92.3%	93.2%
DROPOUT	3.3%	1.9%
GRADUATION	95.5%	87.1%

2023 GRADUATE PROFILE—

136 Graduates

ETHNICITY

African American	7.4%
Hispanic	57.4%
White	33.1%
Asian	0.7%
Two or More Races	1.5%


GRADUATION TYPE

Foundation HS (no Endorsement)	26.5%
Foundation HS (with Endorsement)	0.7%
Foundation HS (Distinguished Level of Achievement)	72.8%

PROGRAM TYPE

Special Education	15.4%
Economic Disadvantaged	69.1%
Emergent Bilingual	1.5%
At-Risk	51.5%
CTE Completers	35.3%

College, Career & Military Readiness (CCMR)



	2021-22	2022-23
CCMR GRADUATES	95.4%	69.1%
COLLEGE READY	-----*	58.8%
CAREER or MILITARY READY	-----*	34.6%

**beginning in 2022-23 school year, Special Education students graduating on the Advanced diploma are classified as College Ready; therefore, previous year data isn't comparable*

College, Career & Military Readiness (CCMR)

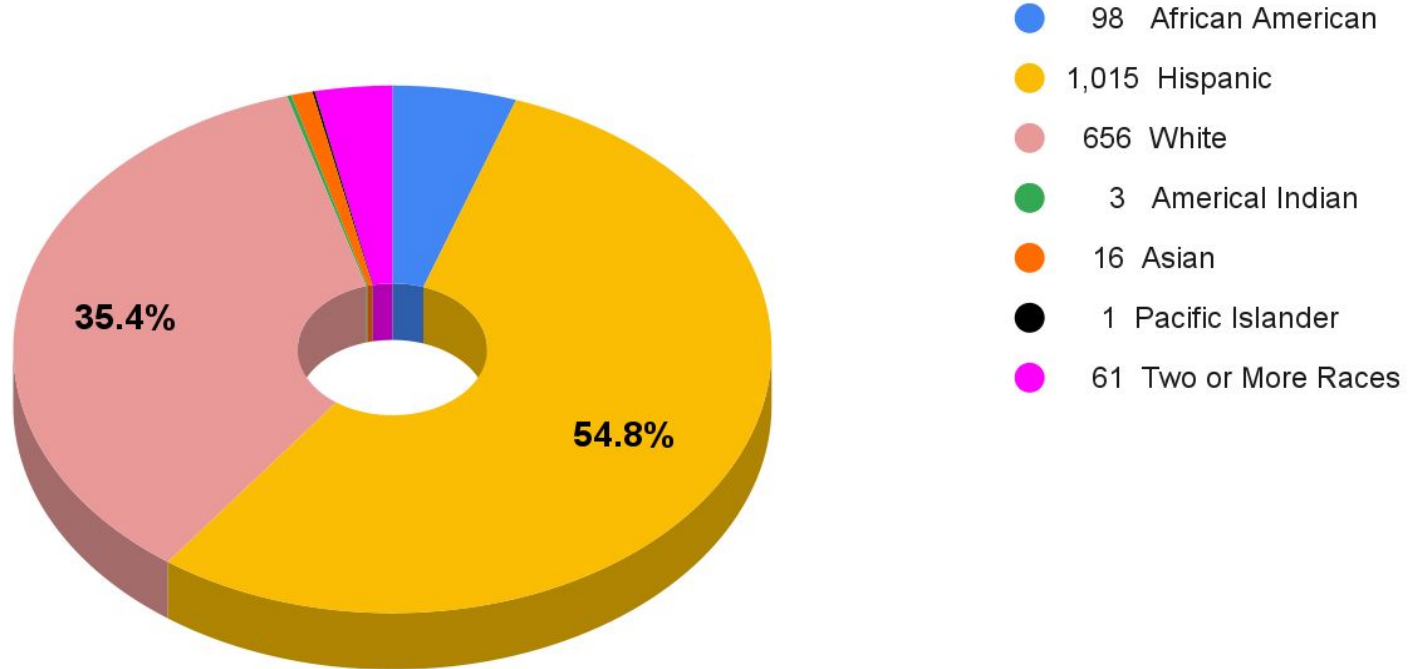


	2021-22	2022-23
TSI COMPLETE (ELA & MATH)	90.8%	44.9%
COLLEGE PREP COURSE	36.4%	28.9%
AP/IB RESULTS	0.0%	0.7%
SAT/ACT RESULTS (TESTED)	54.2%	40.4%
ADVANCED/DUAL-CREDIT COURSE COMPLETION	26.2%	29.6%


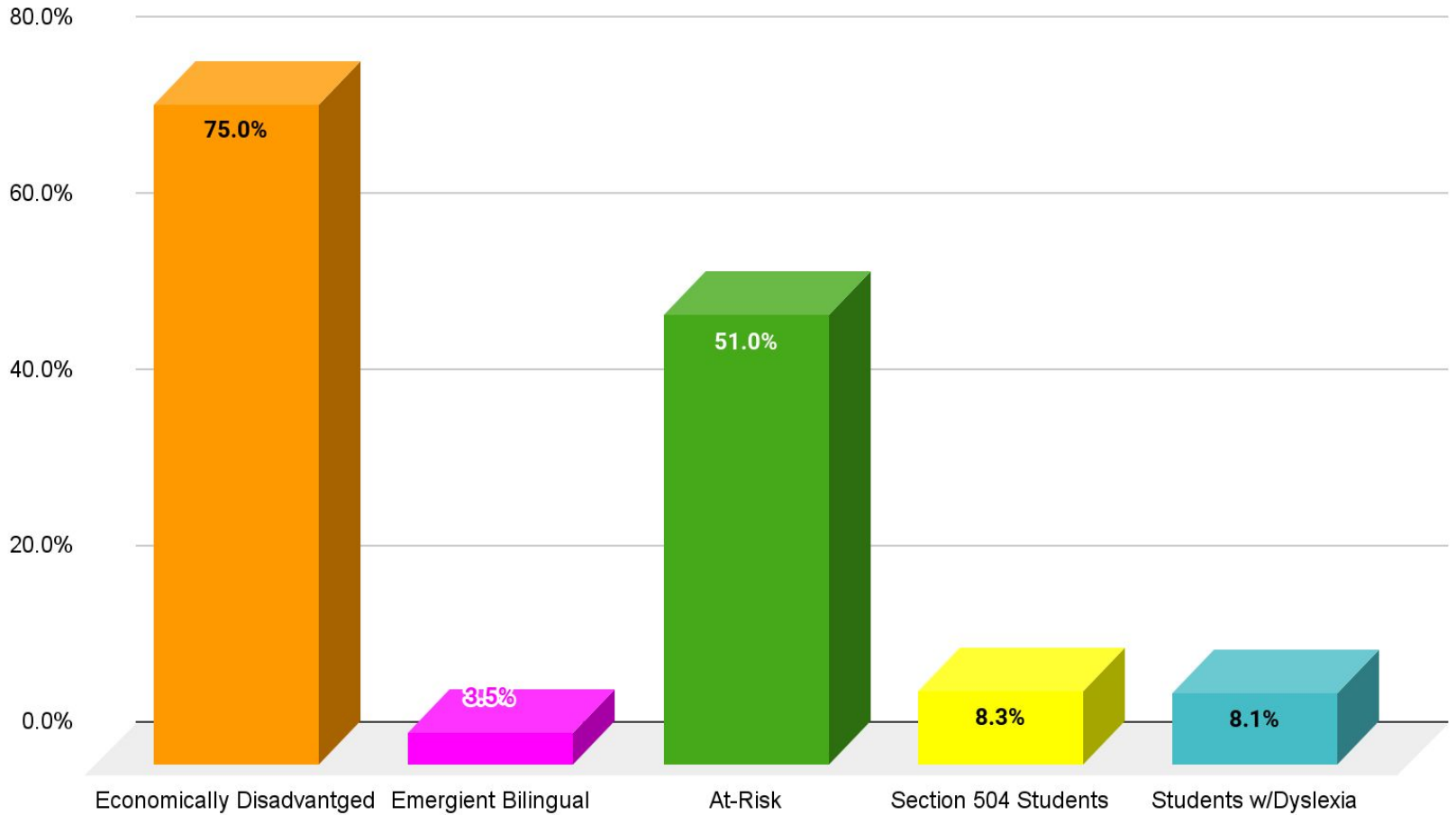



2023-24 SISD Student Demographics

1,850 Enrolled



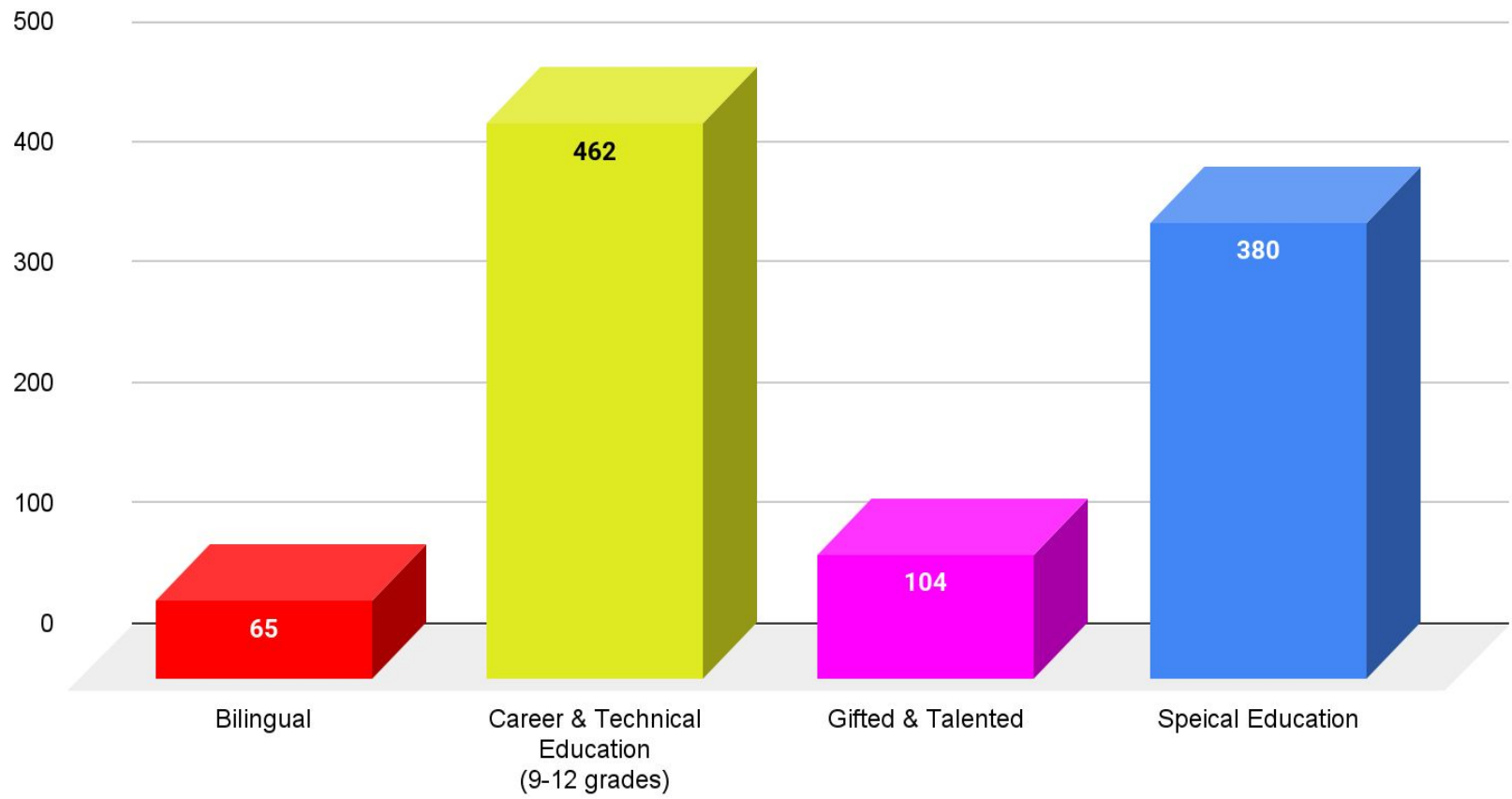
PROGRAM DEMOGRAPHICS






INSTRUCTIONAL PROGRAMS

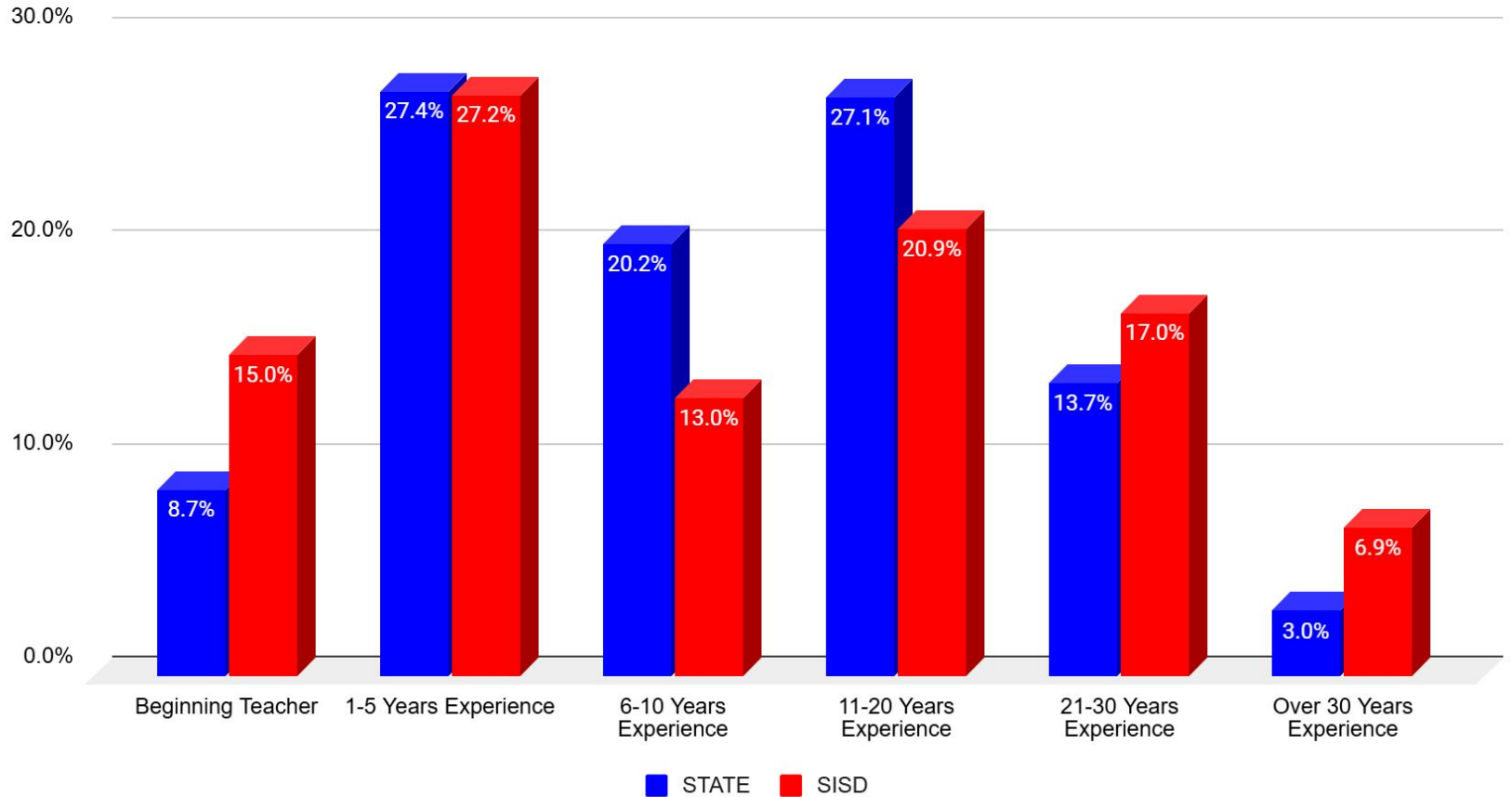
2023-24 ENROLLMENT



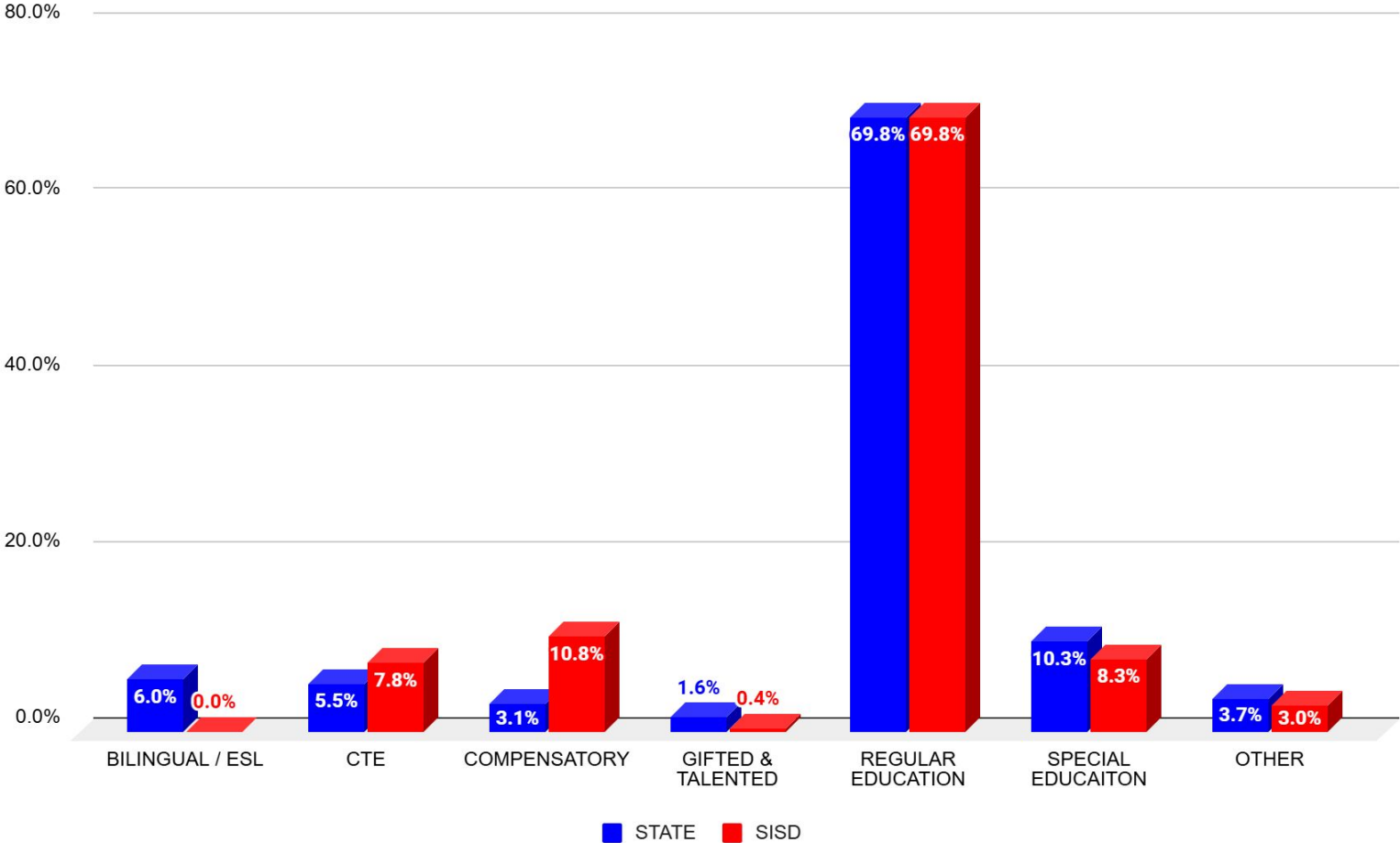


TEACHER EXPERIENCE

BY YEARS



TEACHERS BY PROGRAMS





PEIMS FINANCIAL STANDARD REPORT

2022-23 Actual Financials

Link to: [PEIMS Financial Standard Reports 2022-23 Financial Actual Report](#)

ACCREDITATION STATUS

The Texas Education Agency awards each school district or charter an accreditation status. The accreditation status is based on the accountability rating and the financial ratings from the Financial Integrity Rating System of Texas. Each school district or charter must be accredited by the state in order to operate as a public school

<i>District Name</i>	<i>ESC</i>	<i>2023 FIRST Rating</i>	<i>2022 Accountability Rating</i>	<i>2023-24 Accreditation Status</i>
Sweetwater ISD	14	A-Superior Achievement	B	ACCREDITED



District and Campus Improvement Plans

Sweetwater ISD Improvement Plans links:

- [District](#)
- [Sweetwater High School](#)
- [Sweetwater Middle School](#)
- [Sweetwater Intermediate School](#)
- [East Ridge Elementary](#)
- [Southeast Elementary](#)

Report on Violent or Criminal Incidents

Sweetwater ISD reported “0” Incidents of Violent or Criminal

incidents resulting in disciplinary actions for the 2023-24 school year.

[2023-24 School Year Report on Violent or Criminal incidents Report](#)

Student Performance in Post-Secondary

40.5% of the Sweetwater ISD graduates in the 2022-23 cohort are enrolled in a Texas institution of higher education.

GPA	<2.0	2.0 - 2.49	2.5 - 2.99	3.0 - 3.49	>3.5	Total Graduates
Four-Year Public University	12	2	2	4	11	33
Two-Year Public College	6	1	2	4	4	18
Independent College & University						11
Not Trackable / Not Found						90

Progress Towards HB3 SISD Board Goals



Goal 1:

The percentage of 3rd grade students that score meets grade level or above on STAAR Reading will increase from 36% to 45% by June 2027.

Yearly Target Goals				
2023	2024	2025	2026	2027
39	40	41	43	45

HB3 Board Goal Progress



Goal 2:

The percentage of 3rd-grade students that score meets grade level or above on STAAR Math will increase from 35% to 46% by June 2027.

Yearly Target Goals				
2023	2024	2025	2026	2027
38	40	42	44	46

HB3 Board Goal Progress



Goal 3:

The percentage of graduates that meet the criteria for CCMR will increase from 70% to 90% by August 2027.

Yearly Target Goals				
2023	2024	2025	2026	2027
75	80	84	88	90
95	69			

Resources and Availability of SISD Annual Report

- The District's TAPR will be posted on the district's website within 2 weeks after this meeting
- [TAPR GLOSSARY](#) link
- Paper copies will also be available at the district's central office and on each campus in the district
- For questions or more information, contact:
Janell J. Martin
Chief Academics Officer
325.235.8601
janell.martin@sweetwaterisd.net