

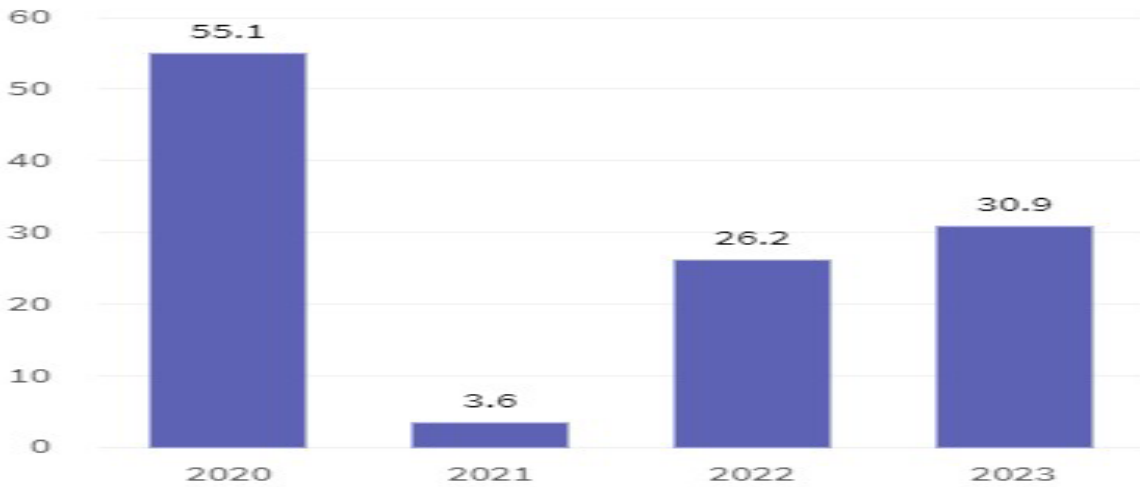
Browning Public Schools
 MSGIA Mid-Year Safety Report
January 1, 2023

For the current year (7.1.22-12.31.2022), Browning has reported **19 claims** that are reserved at **\$39,454.20**. The following report includes Experience Modification Factor, Pure Loss Ratio, Location of Claims, Employee Groups, and Cause of Injuries for Browning Public Schools. The charts and graphs are based on data from **7.1.19-12.31.22**.


The district's Experience Modification Factor trending:

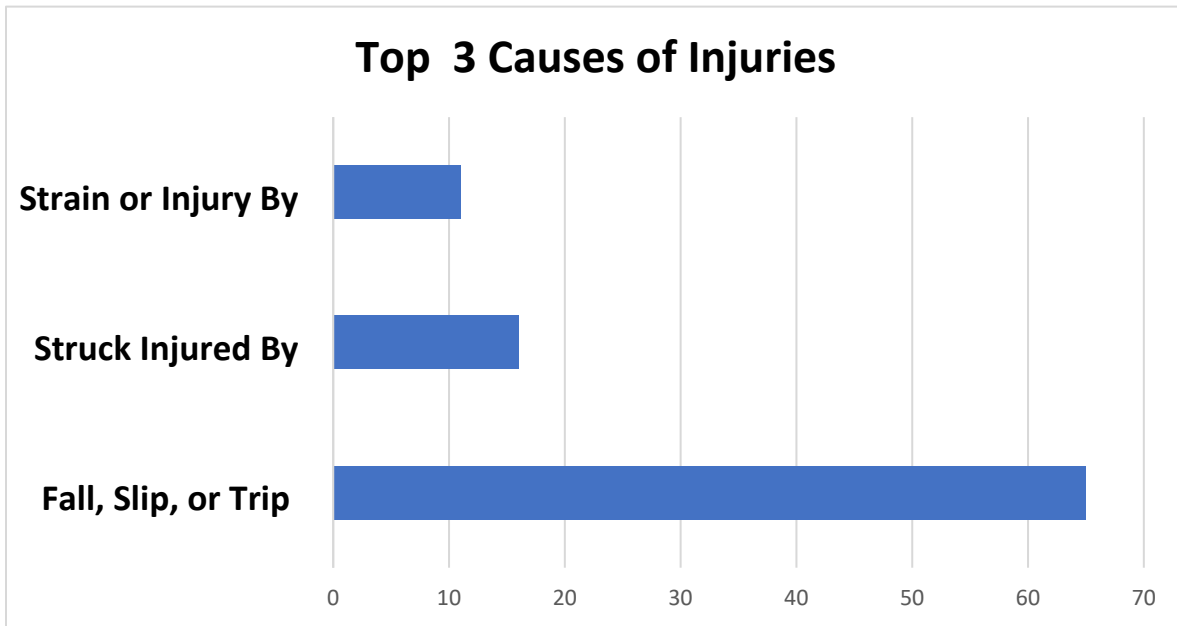
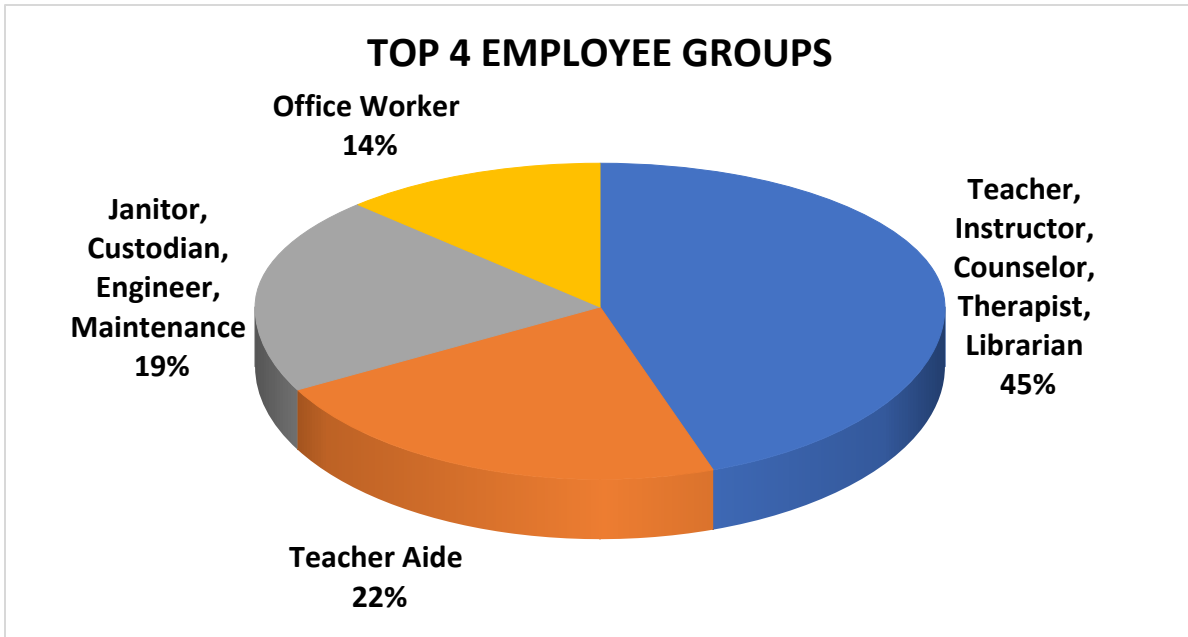
Fiscal Year	Experience Modifier
2023	0.91
2022	0.99
2021	1.00
2020	0.97

PURE LOSS RATIO



Top 5 Location of Claims





Notable trends based on the data and charts:

- 1) Fall, Slip, Trip accidents are the leading cause of injury in the MSGIA WC program. Browning's high number of slip/fall claims are the result of tripping hazards, snow/ice and stairs. The district should continue to aggressively deal with this peril.

For the remainder of FY23 the District focus ought to be on reducing and/or eliminating as many slips, trip, fall hazards as possible:

- 1) Remind staff to wear appropriate footwear.
- 2) Address any tripping hazards in hallways, classrooms, etc.

- 3) Spills or water on the floor will be cleaned up as soon as possible.
- 4) All staff will use the appropriate ladder when working above the floor.
- 5) Staff should use some type of traction devices when monitoring playground/bus duty and traveling to/from building and vehicle.
- 6) Consider having staff view the MSIGA on-line training for “Slips/Trips & Falls”.