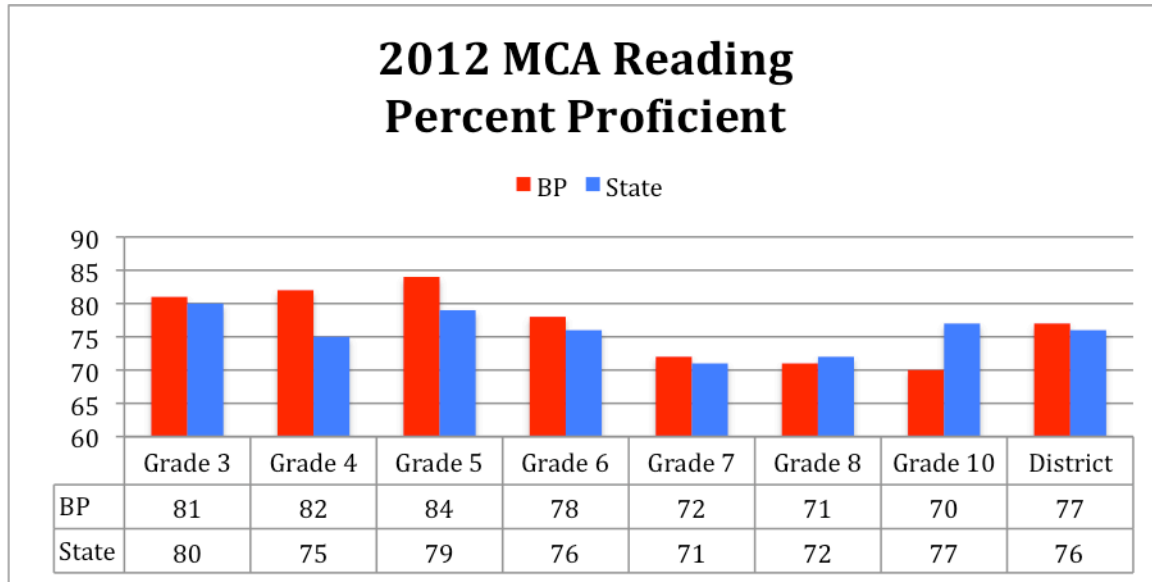
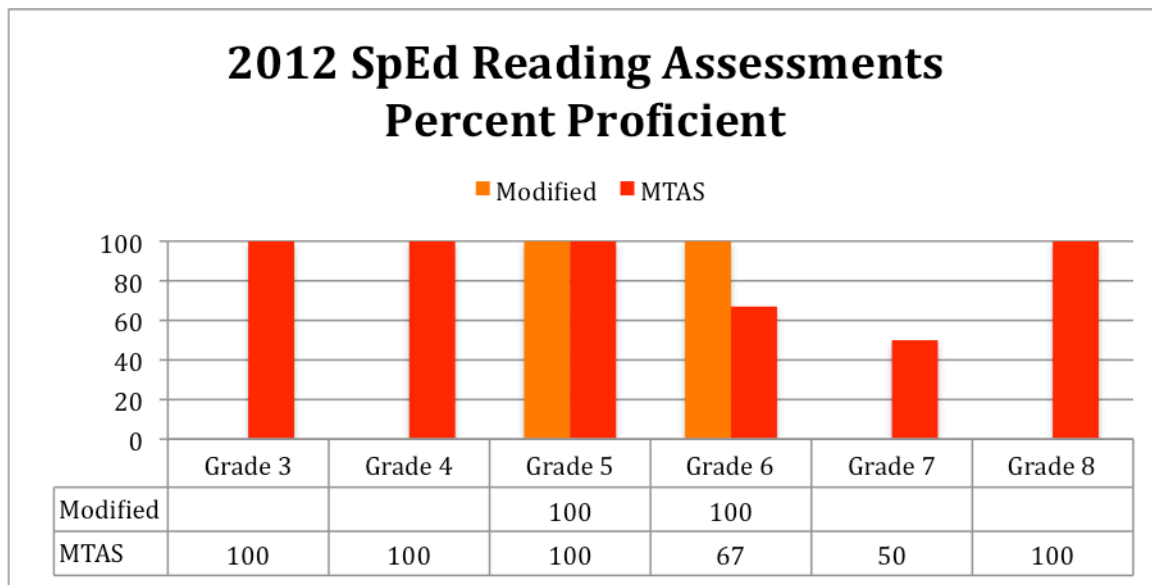


Belle Plaine Schools 2012 State Reading Assessment Results

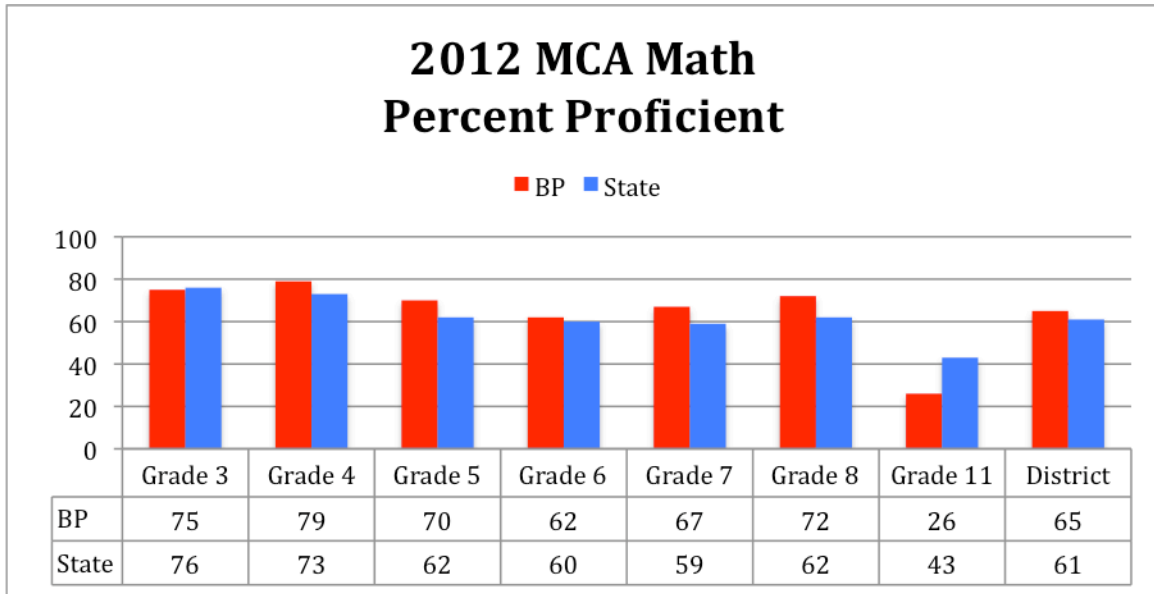


The scores above reflect the most recent MCAII Reading Assessments. In every grade level, the district saw improvement from last year. The goal for 2012-2013 is to look at the new MCAIII standards. The tests next spring will be based on these new standards.

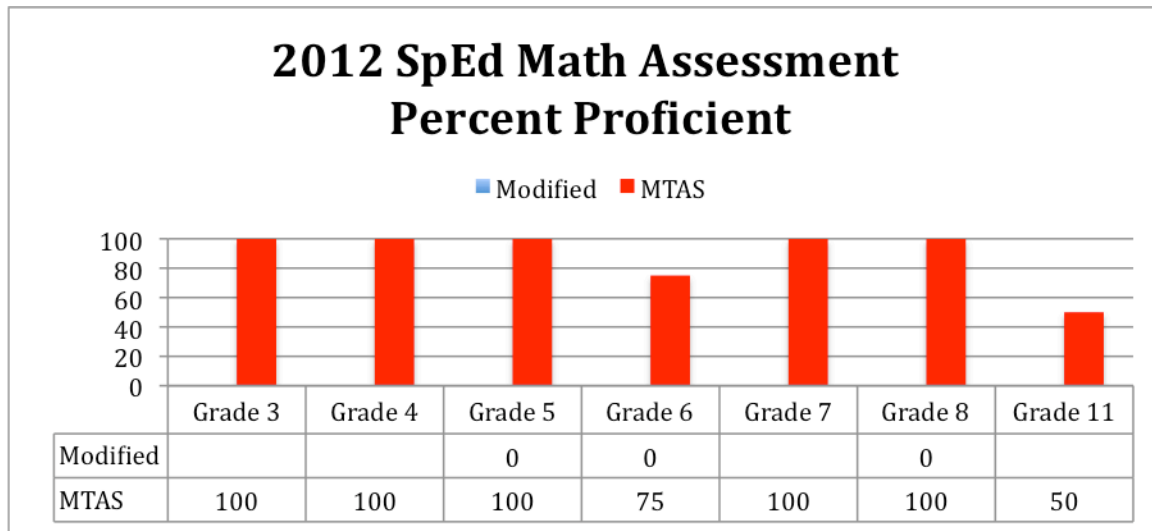


The scores above reflect the specialized assessments available for students receiving special education services. The Modified exam is a shorter version of the MCAII and the MTAS is available for the special education students receiving Life Skill instruction. The district had 1 grade 5 and 1 grade 6 students take the Modified exam. The district had 5 Grade 3, 2 Grade 4, 1 Grade 5, 3 Grade 6, 2 Grade 7 and 1 Grade 8 student take the MTAS. The results were outstanding for these students.

Belle Plaine Schools 2012 State Math Assessment Results

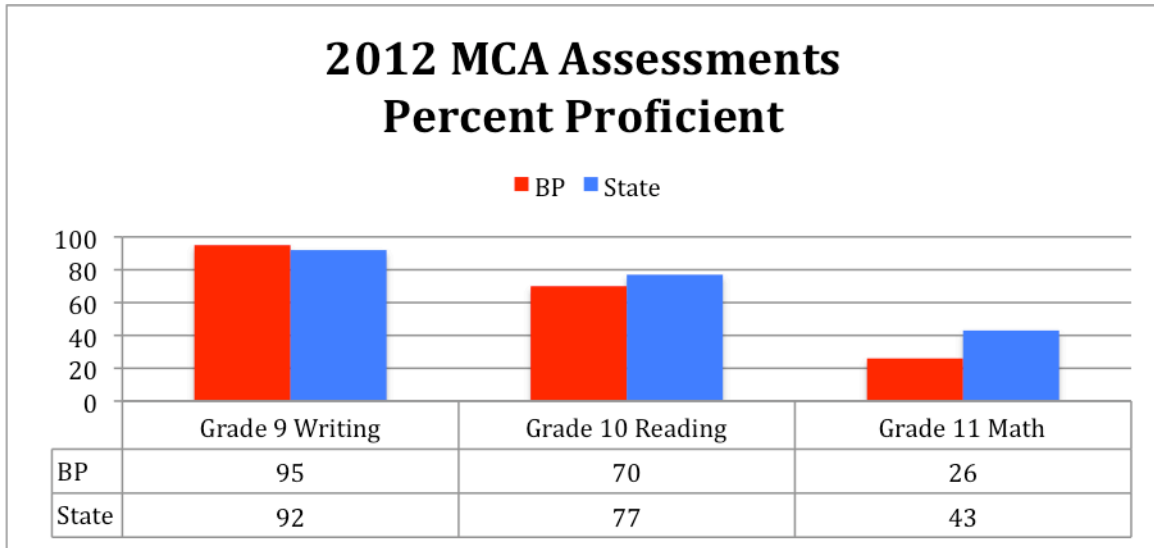


The scores above reflect the most recent MCAIII Math Assessments Grades 3-8, and the MCAII Math Assessment for Grade 11. In every grade level from 3-8, the district saw significant improvement from last year. This test gave students multiple opportunities to pass with time for remediation in between attempts. The 2012-2013 exam will have an opportunity for practice but there will be only one scored assessment in late spring.

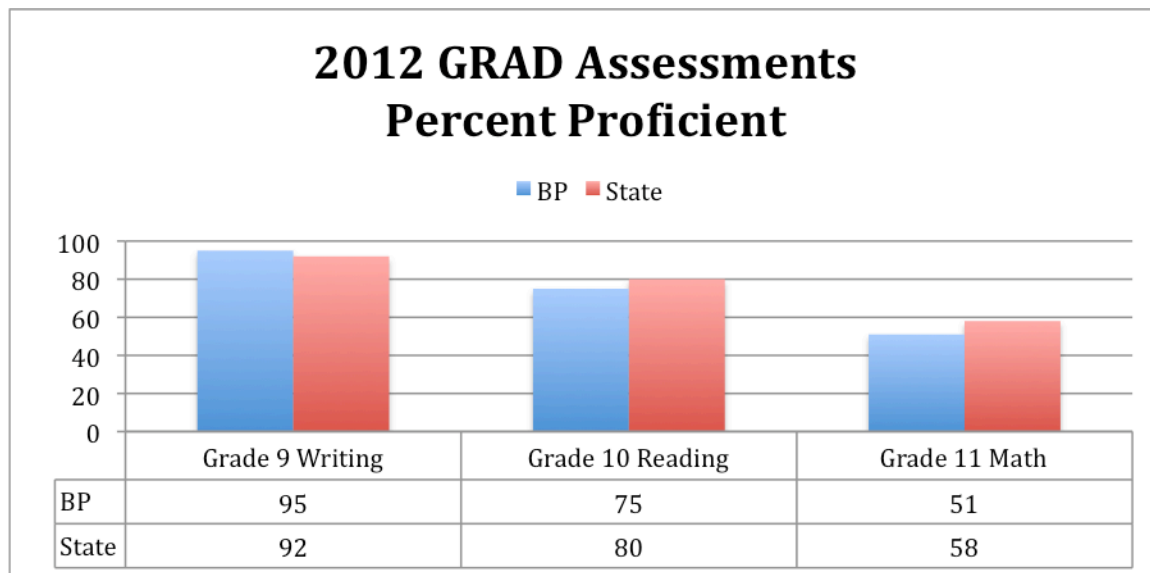


The scores above reflect the specialized assessments available for students receiving special education services. The Modified exam is a shorter version of the MCAIII and the MTAS is available for the special education students receiving Life Skill instruction. The district had 1 grade 5 and 1 grade 6 students take the Modified exam. The district had 5 Grade 3, 2 Grade 4, 1 Grade 5, 43 Grade 6, 2 Grade 7, 1 Grade 8 and 2 Grade 11 students take the MTAS. Again, the results were outstanding for these students.

Belle Plaine Schools High School Assessments



The scores above reflect the students' proficiency on the overall MCA Assessments at each high school grade level. The scores below reflect the students' proficiency on the GRAD portion of each assessment. The GRAD portion is embedded in the overall exam but allows a student to pass the test for graduation purposes on skills the state has determined to be critical for high school students. The goal for 2012-2013 is to review the MCAIII Language Arts standards at the high school level. These new standards will be assessed in Spring 2013. This spring, students will not be allowed to pass the exam through the GRAD portion only for Reading. This change will occur for math in 2013. In addition, starting in 2012-2013, all secondary math students will now be using the Glencoe Math Curriculum. The intent of this change is to more consistently align state standards to the math courses at the high school level.



Belle Plaine Schools
2012 State Assessment Results
Trend Analysis

MCA Reading Results
(percent proficient)

	2008	2009	2010	2011	2012	State
Gr. 3	83	79	81	75	81	80
Gr. 4	81	83	80	78	82	75
Gr. 5	87	74	76	83	85	79
Gr. 6	57	65	81	76	78	76
Gr. 7	67	52	64	65	72	71
Gr. 8	67	72	60	69	71	72
Gr. 10	80	67	81	69	70	77

The information above shows trends over time. The reading scores have been very consistent over time with minimal dips or climbs. Last years high achievement across grade levels is testament to the grade work going on in the PLC movements across the district. The 2013 MCAIII reading assessments will be based on the newest Language Arts standards. The goal of 2012-2013 will be to work with grade levels to become more comfortable with the increase in informational text reading and a deeper understanding of the material.

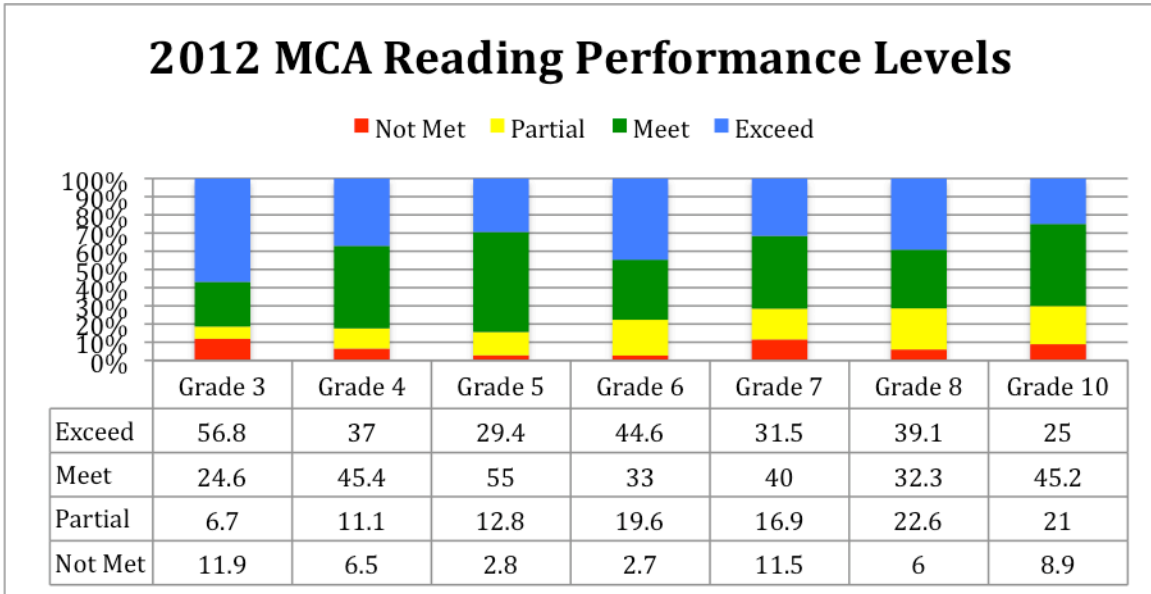
The information below shows trends over time for math. In every grade level from 3-8, the district saw significant improvement from last year. This test gave students multiple opportunities to pass with time for remediation in between attempts. The 2012-2013 exam will have an opportunity for practice but there will be only one scored assessment in late spring.

MCA Math Results
(percent proficient)

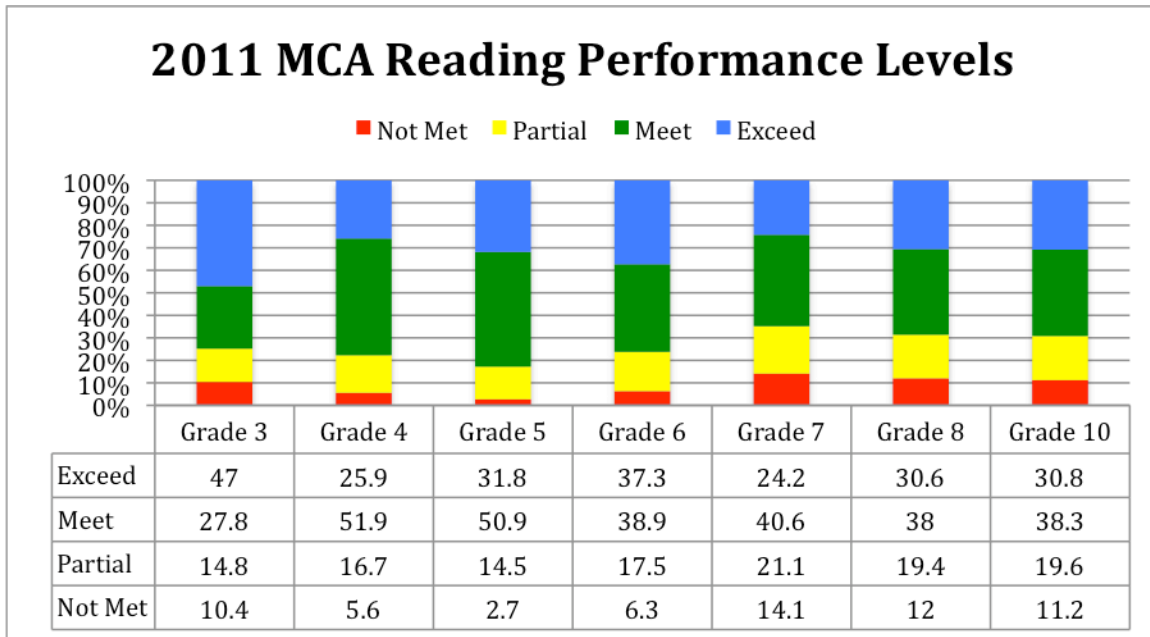
	2008	2009	2010	2011***	2012	State
Gr. 3	83	77	82	67	75	76
Gr. 4	76	78	76	67	79	73
Gr. 5	44	59	67	46	70	62
Gr. 6	43	36	79	46	62	60
Gr. 7	64	48	55	50	67	59
Gr. 8	64	70	56	56	72	62
Gr. 11	29	34	30	50	26	43

*** 2011 assessments were on updated MCAIII math standards.

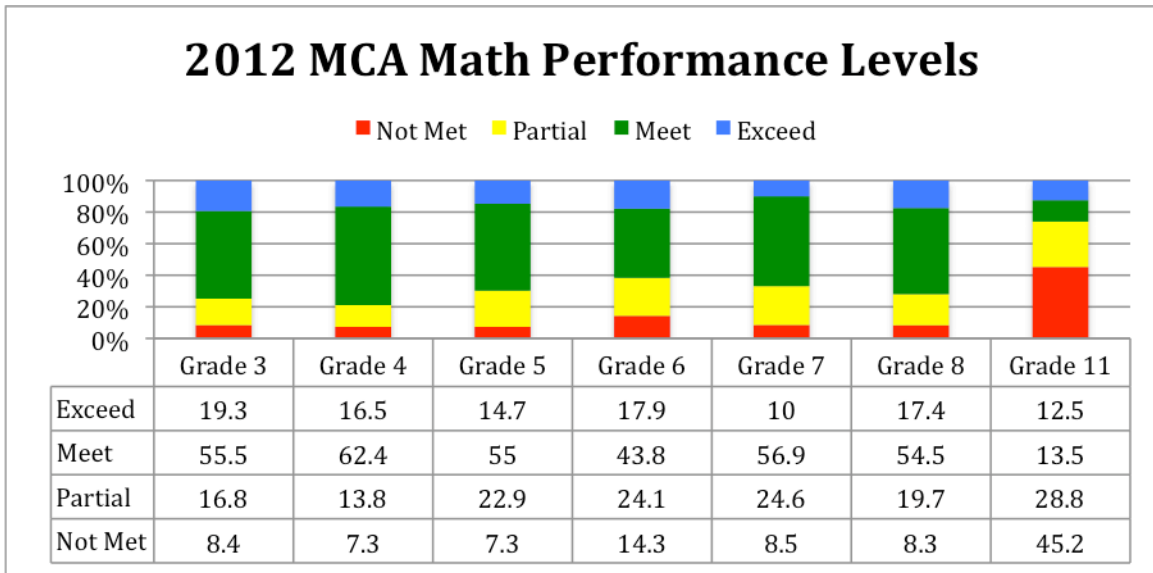
Belle Plaine Schools MCA Reading Assessment Results



These reports show a breakdown of student achievement by performance levels for the last two years. The largest changes in reading are the students who were at partial proficiency. We improved our passing rates for all students by implementing and supporting the RtI remediation programs districtwide. These programs focused on supporting the learning on those skills students had not mastered.



Belle Plaine Schools MCA Math Assessment Results



These reports show a breakdown of student achievement by performance levels for the last two years. Each grade level showed great improvement in our struggling students. We showed improvement in students at partial proficiency (moving them to mastery) and in students at the lowest proficiency levels (moving them to partial). The great work of PLCs in addition to the RtI programs in place supported the great growth in achievement for struggling learners.

