

Technology Division 2013-14

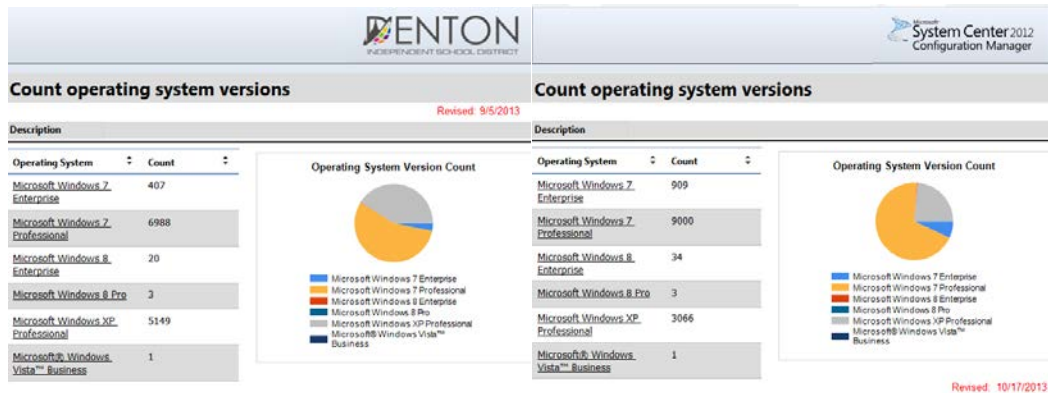
Data Processing

ESchool Mobile Admin APP has been rolled out and instructions have been given for download. Here is a Camtasia on the software and instructions. <http://www.dentonisd.org/cms/lib/TX21000245/Centricity/Domain/5671/eSchoolPlus%20App.mp4>

(You will have to be logged into Denton ISD with your user name in order to see this video)

Networked Services (Network, Helpdesk and Repair)

The Repair department is moving very rapidly toward getting as many XP operating systems moved over as you can see from 9-5-13 to 10-17-13.



Wireless Project – As of October 17, 2013 TFE has finished GHS, ATC and RHS, DHS, PDC block complex, ADMIN, Tech buildings. TFE has moved to the McMath and will start to move to all feeder schools then move to the next middle school area and elementary schools

Computers and Laptops needing replacement 2004-2008

Desktop Computers 2004 - 2012										
Desktop Computer	Dell GX 270	Dell SX 270	Dell GX 280	Dell SX 280	Dell GX 620 - Mini	Dell 745	Dell 755	REPLACE 2013	Salvaged Units to Replace	Revised Totals
Age	2004	2004	2005	2005	2006	2007	2008			
Shipped OS	Win XP	Win XP	Win XP	Win XP	Win XP	Win XP	Win XP			
Shipped Office	Office XP	Office XP	Pro 2003							
Campus										
Blanton							254	254		254
Borman		77		49	6		110	242	12	253
Cross Oaks								0		0
EP Rayzor				197	4		50	251	12	263
Evers	1	63		51	13	26	112	266	12	278
Ginnings	2	63	1	44	15	5	110	240	11	251
Hawk			5	224	4	6	12	251	12	263
Hodge		56	1	34	9	2	121	223	14	237
Houston	77	8		34	5	3	96	223	7	230
LA Nelson						248	3	251		251
Lee		66		72	7	3	71	219	11	230
McNair		60		42	5		109	216	13	229
Paloma Creek						242	5	247		247
Pecan Creek		28		44	1	11	145	229	1	230
Providence		100		37	12	8	98	255	12	267
Rayzor		52	2	39	6	1	87	187	7	194
Rivera		54		38	11	1	88	192	4	196
Savannah					245		6	251		251
Stephens						7	210	217		217
WS Ryan		84		37	3	2	99	225	13	238

Wilson		78		36	19	1	105	239		239
Ann Winkle		10			8	9	36	63		63
Gonzales					1	1	1	3		3
Gallian Child Dev							13	13		13
Calhoun	43	2		1	1	2	300	349		349
Harpool							269	269		269
McMath		35		2	13	20	245	315	2	317
Meyers								0		0
Navo			1	1	269	2	7	280	2	282
Crownover		1	61	170	6		113	351	12	363
Strickland	32	2			8	1	258	301		301
DHS	42	19	12	1	30		475	579	1	580
GHS			86	306	140	3	97	632	21	653
RHS	25	16	6	4	35	7	510	603		603
FMHS	29					5	57	91		91
Davis		2		18	2		11	33		33
Sparks					1		3	4		4
ATC					204		11	215	1	216
Admin	1		1		4	15	37	58		58
Operations	2		1		3	3	17	26		26
SPED	3		1		1	21		26		26
Transportation	4				4	7	10	25		25
Technology	3		7	22	16	1	19	68		68
Total	264	876	185	1503	1111	663	4380	8982	179	9161

Laptop Carts

LAPTOPS CARTS 2005-2013											
Laptop	Campus Total	Dell D610	Dell D620	Dell D630	Dell E6400	Dell E6400	Dell Mini 2100	Dell Mini 2110	Dell E6420	Dell Mini 2120	Dell E6420
Age		2005	2006	2008	2008	2009	2009	2010	2011	2012	2012
Campus	Carts										
EP Rayzor	1						24				
Hodge	1		32								
McNair	1		32								
Rayzor	2		32				24				
WS Ryan	1						24				
Harpool	5			160							
Navo	7	132		32			48				
Strickland	6	32	32				72	24			
DHS	1	30									
GHS	11	320					20		4	4	
RHS	1.5	45									
Sparks	1		10		15				12		20
ATC	4		64	32			24				
Admin	2			32							
Total	44.5	559	234	224	47		236	24			

Computers by area

Denton ISD Desktop Breakdown					
<i>Campus</i>		<i>Student</i>	<i>Office</i>	<i>Labs</i>	<i>Library</i>
Blanton	254	170	10	62	12
Borman	260	175	12	60	13
Cross Oaks	0				
EP Rayzor	255	161	19	62	13
Evers	271	191	10	58	12
Ginnings	233	166	5	62	
Hawk	254	172	5	65	12
Hodge	239	156	7	64	12
Houston	225	151	59	8	7
LA Nelson	251	167	8	64	12
Lee	190	114	5	60	11
McNair	227	152	3	62	10
Paloma Creek	248	168	7	62	11
Pecan Creek	238	164	4	60	10

Providence	261	187	1	62	11
Rayzor	220	181	5	30	4
Rivera	199	131	10	48	10
Savannah	254	172	6	64	12
Stephens	211	129	8	62	12
WS Ryan	246	166	6	64	10
Wilson	228	140	3	70	15
Ann Windle	63	50	12	0	1
Gonzales	2		2		
Gallian Child Dev	13	11	2		
Calhoun	352	44	2	291	15
Harpool	269	145	12	96	16
McMath	338	189	10	135	4
Meyers	0				
Navo	287	141	12	114	20
Crownover	356	189	0	154	13
Strickland	311	264	1	33	13
DHS	618	306	21	250	41
GHS	686	384	22	235	45
RHS	604	363	15	204	22
FMHS	107	70	5	30	2
Davis	36	27	9		
Sparks	4	4			
ATC	250	168	6	76	0
Admin	68		68		
Operations	26		26		
SPED	18		18		
Transportation	24		24		
Technology	84		84		
Total	9280	5568	544	2767	401

HEAT tickets for 10-17-13

Open Heat Tickets By Division/ 10/17/2013		
Tech	Call Closed	
OTHER		
Anthony Tosie	4	
Judy Crossland	4	
DATA PROCESSING		
David Moor	25	
INSTRUCTIONAL		
Barry Fox	13	
Dwight Goodwin	5	
Lesle Taylor	3	
Roy Verges	8	
TOTAL		29
ITS		
Brant Weatherford	30	
Crystal Sullivan	10	
Glen Harrison	6	
Janet Cephas	7	
Lisa Hawkins	1	
Misty Maxwell	3	
Ross Garrison	2	
Ronnie Yeatts	4	
Sherrie Orr	1	
Tammy Austin	2	
TOTAL		66
LIBRARY SERVICES		
Donna Kearley	2	
Patty Windsor	6	
TOTAL		8
CUSTOMER SUPPORT		
Susan Cheatham	7	
Garrett Chadler	4	
Graham Walden	1	
Sharon Pace	10	
TOTAL		22
HARDWARE SUPPORT		
Judy Bush	5	
Jim Springston	8	
Julie Fangman	64	
Reid Martin	0	
Anthony Ehrsam	5	
Caleb Cheatham	20	
Chris Garcia	35	
Cindy Ueland	9	
Cody Belcher	14	
Debbie Leonardi	3	
Elisha Ellsworth	4	
Jeff Spradlin	11	
Keegan Marquis	3	
Lori Ellis	2	
Lesle Lehman	10	
Minecha Andry	6	
Mary Davis	1	
Melody Oblek	14	
Rachel Johnson	3	
Sandra Nulty	0	
Sean Roach	6	
Tammy Konz	9	
Todd Touchette	6	
Vanessa Bodine	10	
TOTAL		248

Calls Closed/Year to Date		
Tech	Call Closed	
OTHER		
Anthony Tosie	363	
Judy Crossland	33	
DATA PROCESSING		
David Moor	54	
INSTRUCTIONAL		
Barry Fox	23	
Dwight Goodwin	53	
Lesle Taylor	258	
Roy Verges	4	
TOTAL		338
ITS		
Brant Weatherford	2	
Crystal Sullivan	8	
Glen Harrison	31	
Janet Cephas	6	
Lisa Hawkins	6	
Misty Maxwell	21	
Ross Garrison	24	
Ronnie Yeatts	33	
Sherrie Orr	20	
Tammy Austin	11	
TOTAL		162
LIBRARY SERVICES		
Donna Kearley	1	
Patty Windsor	61	
TOTAL		62
CUSTOMER SUPPORT		
Susan Cheatham	601	
Garrett Chadler	548	
Graham Walden	677	
Marilyn Hammel	42	
Sharon Pace	655	
TOTAL		2523
HARDWARE SUPPORT		
Judy Bush	52	
Jim Springston	96	
Julie Fangman	160	
Reid Martin	202	
Anthony Ehrsam	298	
Caleb Cheatham	227	
Chris Garcia	257	
Cindy Ueland	214	
Cody Belcher	194	
Debbie Leonardi	19	
Elisha Ellsworth	246	
Jeff Spradlin	410	
Keegan Marquis	299	
Lori Ellis	270	
Lesle Lehman	176	
Minecha Andry	182	
Mary Davis	209	
Melody Oblek	373	
Rachel Johnson	354	
Sandra Nulty	311	
Sean Roach	316	
Tammy Konz	188	
Todd Touchette	223	
Vanessa Bodine	342	

<i>NETWORK SERVICES</i>		
Chris Langford	7	
Kevin Franklin	16	
Linda Cole	14	
Paul P	0	
Steve Arel	2	
<i>TOTAL</i>		39
<i>GRAND TOTAL</i>		
		445

<i>TOTAL</i>		5618
<i>NETWORK SERVICES</i>		
Chris Langford	66	
Kevin Franklin	110	
Linda Cole	6	
Paul P	22	
Steve Arel	107	
<i>TOTAL</i>		311
<i>GRAND TOTAL</i>		
		9464

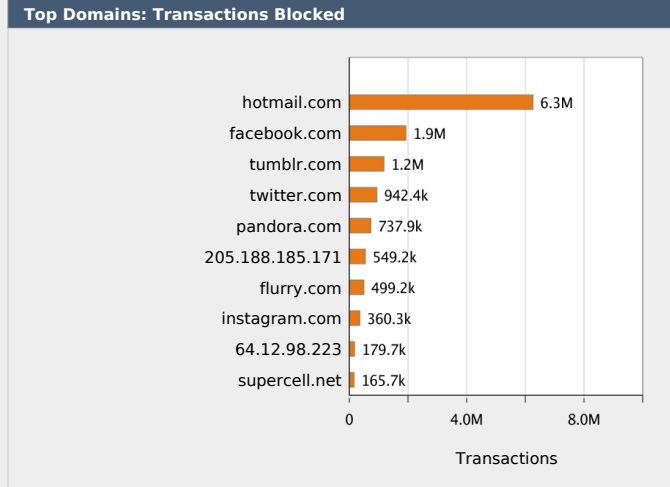
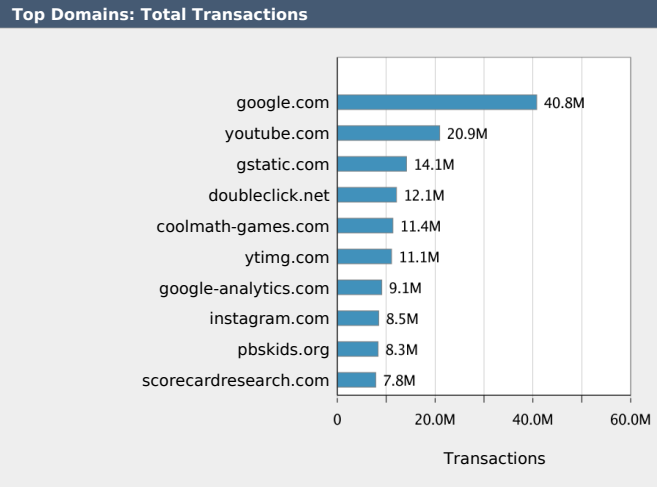
Internet usage for the last 30 days (see attached 2 PDF's)

Web Sites, Application Visibility

Web Sites

ironportcsma1.dentonisd.org

17 Sep 2013 00:00 to 17 Oct 2013 11:19 (GMT -05:00)



Domains Matched

Items Displayed: 10

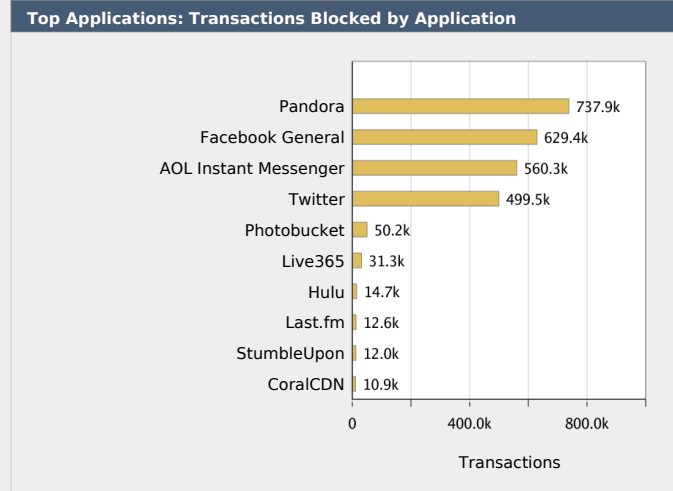

Domain or IP	Bandwidth Used	Time Spent	Transactions Completed	Transactions Blocked	Total Transactions
google.com	1.4TB	17251:33	40,742,956	49,252	40,792,208
youtube.com	6.6TB	9201:14	20,935,860	10,879	20,946,739
gstatic.com	115.0GB	254:38	14,145,698	2,177	14,147,875
doubleclick.net	37.9GB	00:01	12,109,760	0	12,109,760
coolmath-games.com	351.0GB	489:03	11,373,217	0	11,373,217
yting.com	241.1GB	00:11	11,093,103	0	11,093,103
google-analytics.com	17.5GB	05:00	9,095,397	0	9,095,397
instagram.com	393.0GB	3387:29	8,097,268	360,315	8,457,583
pbskids.org	132.4GB	316:19	8,334,845	0	8,334,845
scorecardresearch.com	11.4GB	150:53	7,849,592	0	7,849,592
Totals (all available data):	22.6TB	215455:11	439,448,483	15,117,858	454,566,341



Application Visibility

ironportcsma1.dentonisd.org

17 Sep 2013 00:00 to 17 Oct 2013 11:18 (GMT -05:00)



Application Types Matched

Items Displayed: 10

Application Type	Bandwidth Used	Transactions Completed	Transactions Blocked by Application	Total Transactions
Media	11.7TB	52.9M	871.9k	53.7M
Internet Utilities	27.6GB	10.3M	4,367	10.3M
Social Networking	53.3GB	5.7M	520.2k	7.3M
Webmail	8.8GB	684.7k	258	7.0M
File Sharing	214.3GB	6.3M	6,864	6.3M
Blogging	142.1GB	3.4M	0	4.6M
Facebook	14.0GB	2.0M	629.5k	4.0M
Collaboration	52.0GB	2.1M	0	2.1M
Enterprise Applications	76.5GB	1.8M	0	1.8M
Software Updates	224.6GB	1.5M	0	1.5M
Totals (all available data):				101.0M

Applications Matched

Items Displayed: 10

Applications	Application Type	Bandwidth Used	Transactions Completed	Transactions Blocked by Application	Total Transactions
YouTube	Media	6.7TB	32.0M	10.8k	32.0M
Flash Video	Media	1.9TB	9.9M	0	9.9M
Google Analytics	Internet Utilities	17.5GB	9.1M	0	9.1M
Hotmail	Webmail	9.4MB	4,145	0	6.3M
Pandora	Media	590.7GB	4.2M	737.9k	4.9M
MPEG	Media	2.3TB	4.7M	0	4.7M
Dropbox	File Sharing	188.0GB	4.7M	0	4.7M
Pinterest	Social Networking	43.6GB	4.0M	4	4.0M

ironportcsma1.dentonisd.org - 17 Oct 2013 11:19 (GMT -05:00)

Applications	Application Type	Bandwidth Used	Transactions Completed	Transactions Blocked by Application	Total Transactions ▼
Facebook General	Facebook	12.0GB	1.9M	629.4k	3.9M
Twitter	Social Networking	8.7GB	1.6M	499.5k	3.1M
Totals (all available data):	--	13.0TB	88.1M	2.6M	101.0M