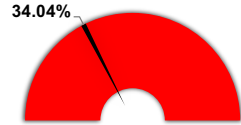


# Educational | Operations and Maintenance | Transportation | IMRF | Working Cash | Tort


For the Period Ending December 31, 2020

Projected Year-End Balances  
as % of Budgeted Revenue



Actual YTD Revenues

46.40%



Projected YTD Revenues  
45.16%

Actual YTD Local Sources


44.52%



Projected YTD Local Sources  
46.05%

Actual YTD State Sources

44.56%



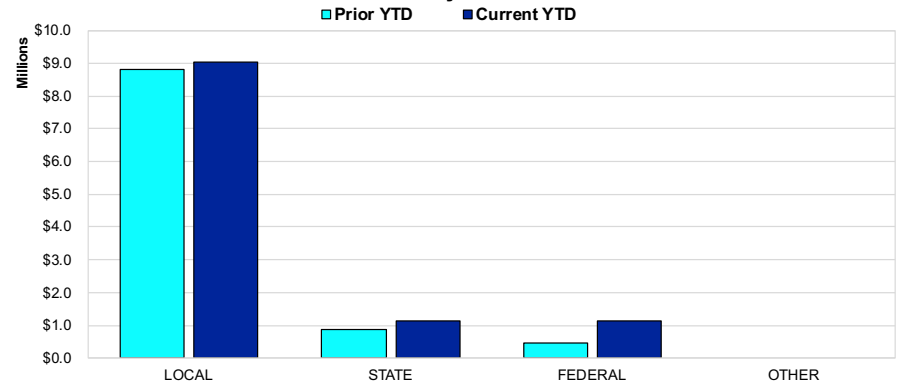
Projected YTD State Sources  
39.34%

## All Funds | Top 10 Sources of Revenue YTD

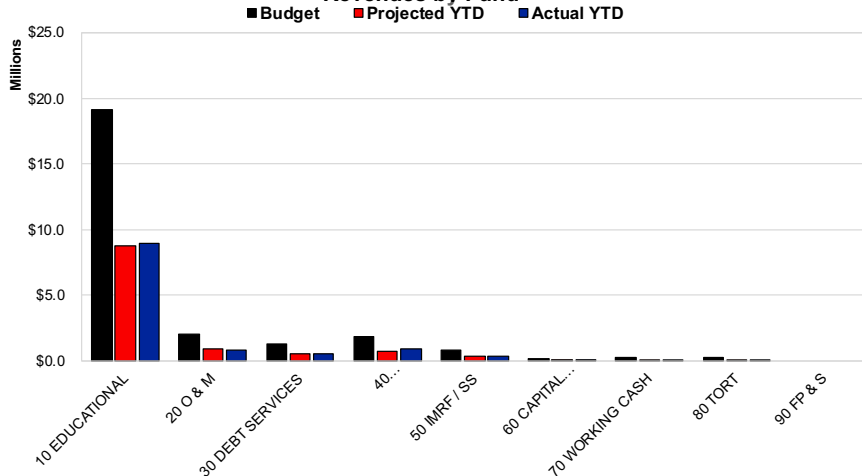
Ad Valorem Taxes	\$9,283,849
Unrestricted Grants-in-Aid	\$820,830
Food Service	\$560,464
Restricted Grants-In-Aid Received from the Federal Govt Thru	\$266,021
State Transportation Reimbursement	\$250,318
Textbook Income	\$225,215
Federal Special Education	\$201,382
Title I	\$77,726
Other Revenue from Local Sources	\$52,957
3900s	\$51,103

Percent of Total Revenues Year-to-Date **98.90%**

## Revenues by Source



## Revenues by Fund



## Revenues by Source

