

**Bloomington
School District 13**
164 Euclid Avenue
Bloomington,
Illinois
60108-2604

Phone:
630-893-9590

Fax
630-893-1818

Dr. Jon Bartelt
Superintendent
jbartelt@sd13.org

Mrs. Nicole Gabany
Director of Teaching and
Learning
ngabany@sd13.org

Ms. Samia Hefferan
Director of Student Services
shefferan@sd13.org

Mr. Richard McCall
Director of Technology
rmccall@sd13.org

Mr. Marcos Rosales
Director of Buildings
and Grounds
mrosales@sd13.org

Ms. Valerie Varhalla
Director of Finance
vvarhalla@sd13.org

To: Board of Education
Dr. Jon Bartelt, Superintendent

From: Ms. Valerie Varhalla, Director of Finance

Re: Enrollment Projections 2023 thru 2029

Date: January 22, 2024

Introduction

Enrollment forecasting is an important part of the budgeting process. Administrators utilize the Cohort Survival Projection Method as a framework for determining numbers of students. This method predicts what the future population will be based upon the survival of the existing residents and the births that will occur. Sources used for deriving enrollment projections were, three years of historical data, projection of live births, enrollment reports from December 2023, as well as the Demographic report provided in April 2023 by Dr. John D. Kasarda.

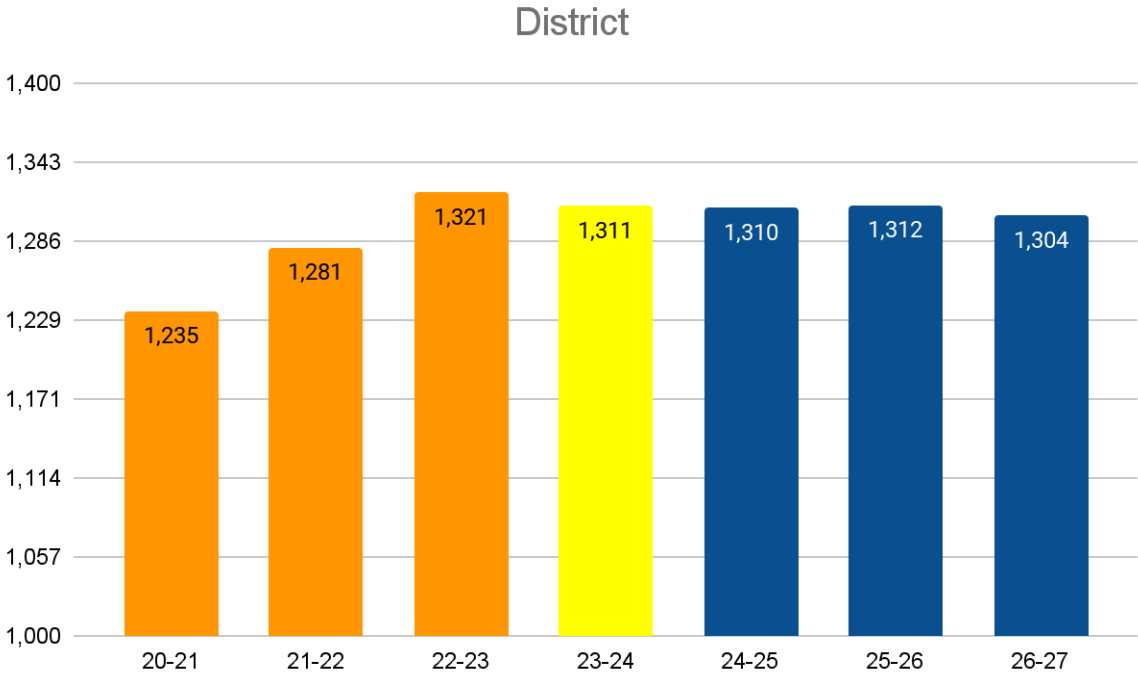
Situation

Using this information, a three year forecast of the District's enrollment was compiled. Please note the projections confidence levels lower the further the projections go out into the future. Based upon these projections here are some observations:

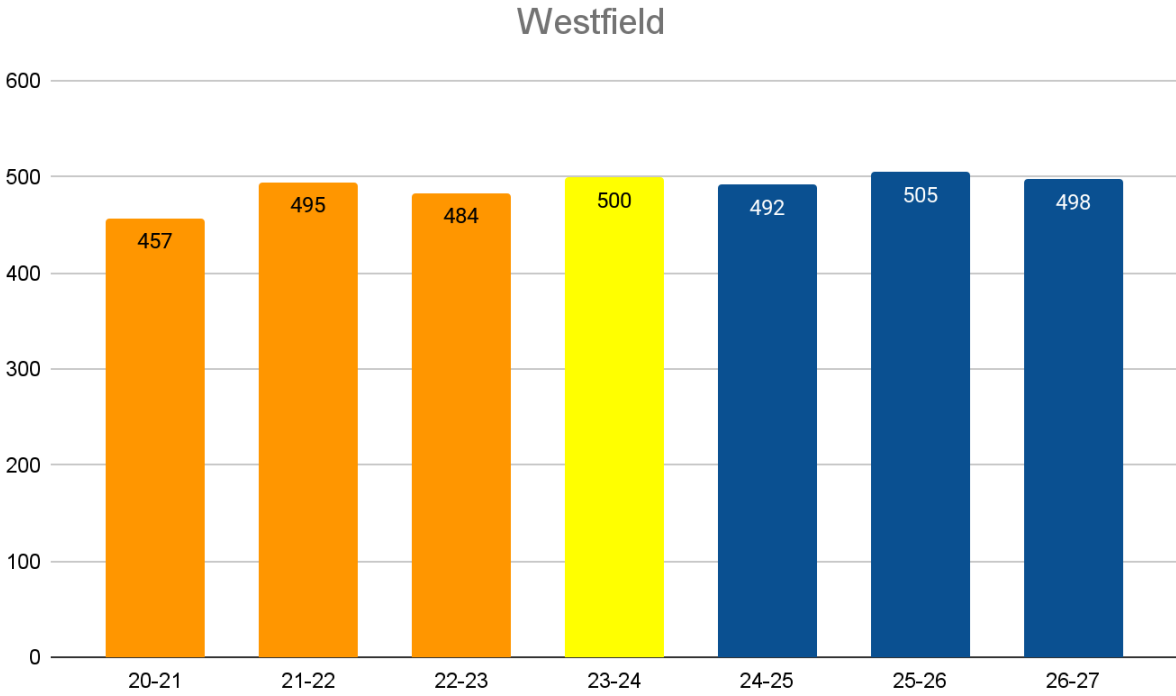
- Overall, the cohort projections remain steady for District 13's enrollment through 2026.
- Typically, the District has observed a student increase in students attending 1st grade. It appears that many of the students are from full day kindergarten programs elsewhere.
- Westfield's projected to have a smaller 6th and 8th grade and larger 7th grade in 24-25.
- DuJardin is projected to have a smaller 2nd and 3rd grades and larger 1st, 4th, and 5th grade classes in 24-25
- Erickson is projected to have a larger 1st and 4th grade classes in 24-25
- Enrollment totals do not include the Early Childhood program.

Recommendation There is no recommendation for this is an informational report.

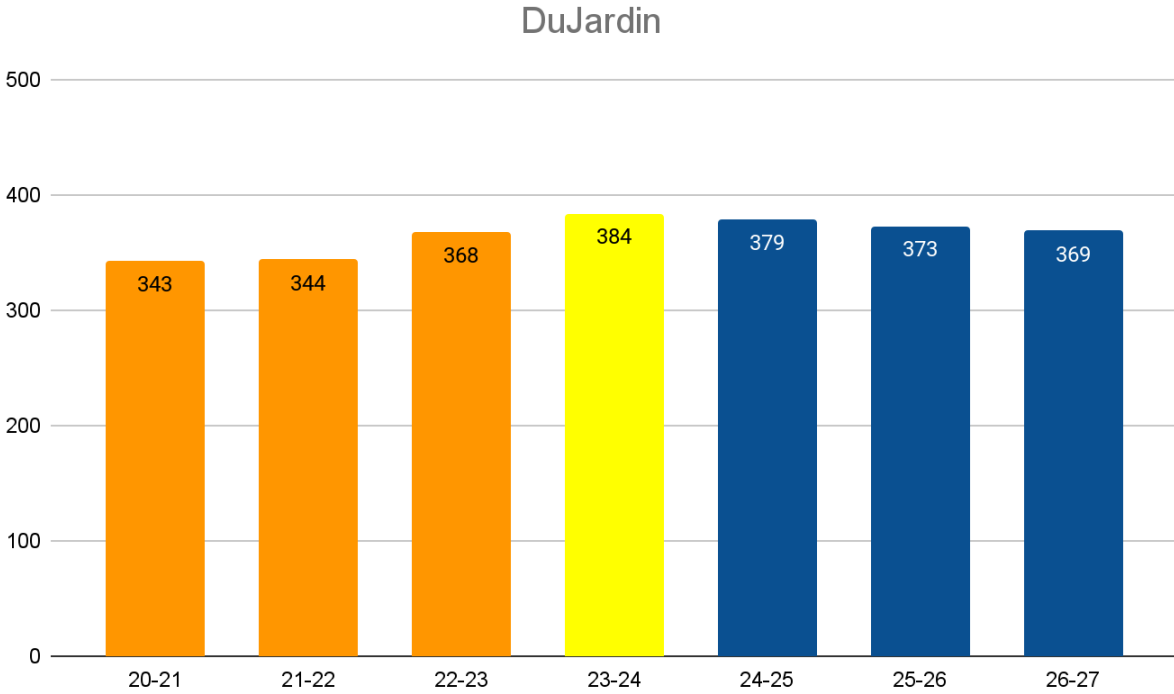
DISTRICT							
	HISTORICAL			CURRENT	FORECAST		
Year	20-21	21-22	22-23	23-24	24-25	25-26	26-27
K	66	64	87	86	79	76	78
1	127	142	138	115	135	137	139
2	126	138	149	143	120	141	145
3	150	139	149	164	156	123	150
4	143	161	141	152	169	161	130
5	166	142	173	151	159	169	164
	778	786	837	811	818	807	806
6	150	168	147	181	156	159	174
7	163	155	168	149	183	159	161
8	144	172	169	170	153	187	163
	457	495	484	500	492	505	498
Total	1,235	1,281	1,321	1,311	1,310	1,312	1,304



WESTFIELD							
	HISTORICAL			CURRENT	FORECAST		
Year	20-21	21-22	22-23	23-24	24-25	25-26	26-27
6	150	168	147	181	156	159	174
7	163	155	168	149	183	159	161
8	144	172	169	170	153	187	163
Total	457	495	484	500	492	505	498
Change	-28	38	-11	16	-8	13	-7



DUJARDIN							
	HISTORICAL			CURRENT	FORECAST		
Year	20-21	21-22	22-23	23-24	24-25	25-26	26-27
K	29	26	37	39	34	31	33
1	58	66	64	51	60	65	65
2	57	67	69	73	54	63	70
3	62	62	69	82	73	54	67
4	62	63	64	74	84	76	58
5	75	60	65	65	74	84	76
Total	343	344	368	384	379	373	369
Change	-32	1	24	16	-5	-6	-4



ERICKSON							
	HISTORICAL			CURRENT	FORECAST		
Year	20-21	21-22	22-23	23-24	24-25	25-26	26-27
K	37	38	50	47	45	45	45
1	69	76	74	64	75	72	74
2	69	71	80	70	66	78	75
3	88	77	80	82	83	69	83
4	81	98	77	78	85	85	72
5	91	82	108	86	85	85	88
Total	435	442	469	427	439	434	437
Change	-46	7	27	-42	12	-5	3

