



NORTH SLOPE BOROUGH SCHOOL DISTRICT

MEMORANDUM

TO: Robyn Burke, President
Members of the Board

THROUGH: David Vadiveloo, Superintendent DsV

THROUGH: Caitlin Santos, Director of Curriculum and Instruction

FROM: Kim Neakok, District Test Coordinator

DATE: September 10, 2024

SUBJECT: 2024 School Climate and Connectedness Survey

Memo No. SB25-033
(Informational Item)

NSBSD Strategic Plan Summary:

Family & Community Collaboration

Goal 1: Prioritize and implement intentional and purposeful partnerships.

Student Social & Emotional Wellbeing

Goal 5: Facilitate & maintain culturally, emotionally, & physically safe learning environments

Staff Support & Professional Development

Goal 6: Build and sustain a thriving workforce aligned with the mission of this District

Issue Summary:

Panorama Education and the Association of Alaska School Boards released the results of the North Slope Borough School District's 2024 School Climate and Connectedness Survey.

Background:

The School Climate and Connectedness Survey is a voluntary statewide survey that measures positive school climate, how connected students feel to adults and peers, social and emotional learning (SEL), and observed risk behaviors at school or school events. The American Institute for Research, in partnership with the Association of Alaska School Boards, developed the School Climate Connectedness Survey.

The North Slope Borough School District participated in the School Climate Connectedness Survey in 2008, 2010, and has participated every year since 2017. The data collected is used for school improvement and grant purposes.

The North Slope Borough School District saw a considerable increase in participation in the School Climate and Connectedness Survey in 2024. Participation in the Grade 3-5 survey saw a 91% increase from the previous year (2023 - 174 students, 2024 - 332 students). Participation in the Grade 6-12 survey saw a 52% increase of the prior year (2023 - 432 students, 2024 - 658 students).

This aligns with the board's direction and provides the District with data that more accurately represents our student population.



The 2024 School Climate and Connectedness Survey was administered in schools to students in grades 3-12 from January 22 through March 15, 2024. Families and Staff were also asked to participate in their survey.

Documents behind this memo include the 2024 School Climate and Connectedness Survey results.

Results:

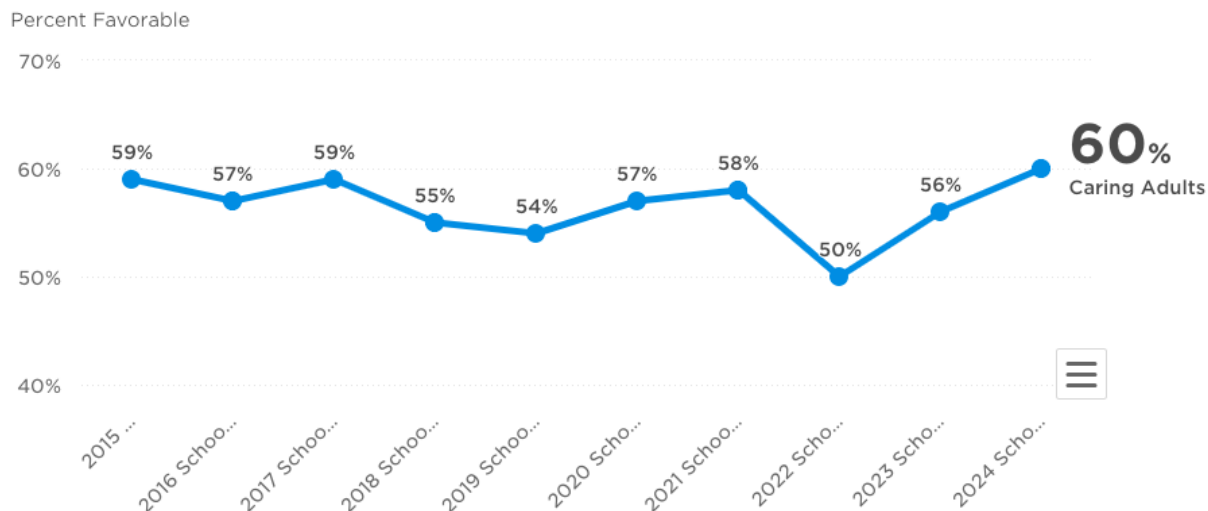
2024 Grade 6-12 Students - 658 responses - an increase from 432 responses in 2023

In grades 6-12, students are asked questions about drug and alcohol use, delinquent behavior, family and community involvement, social and emotional learning, cultural connectedness, community support, high expectations, caring adults, school safety, student involvement, respectful climate, and peer climate.

Many areas addressed through the 6-12 survey saw only minor changes in responses gathered from 2023. The most significant areas addressed through the 6-12 survey are listed below.

When asked about perceptions of their closeness to adults in the school, 60 % responded favorably, a 4% increase from 2023. While 60% still indicates room for growth, the positive trend over the past two years aligns with the Board's priority and implementing the NSBSD Pedagogy.

The higher the percentage, the better, reflecting more favorable perceptions of caring adults.



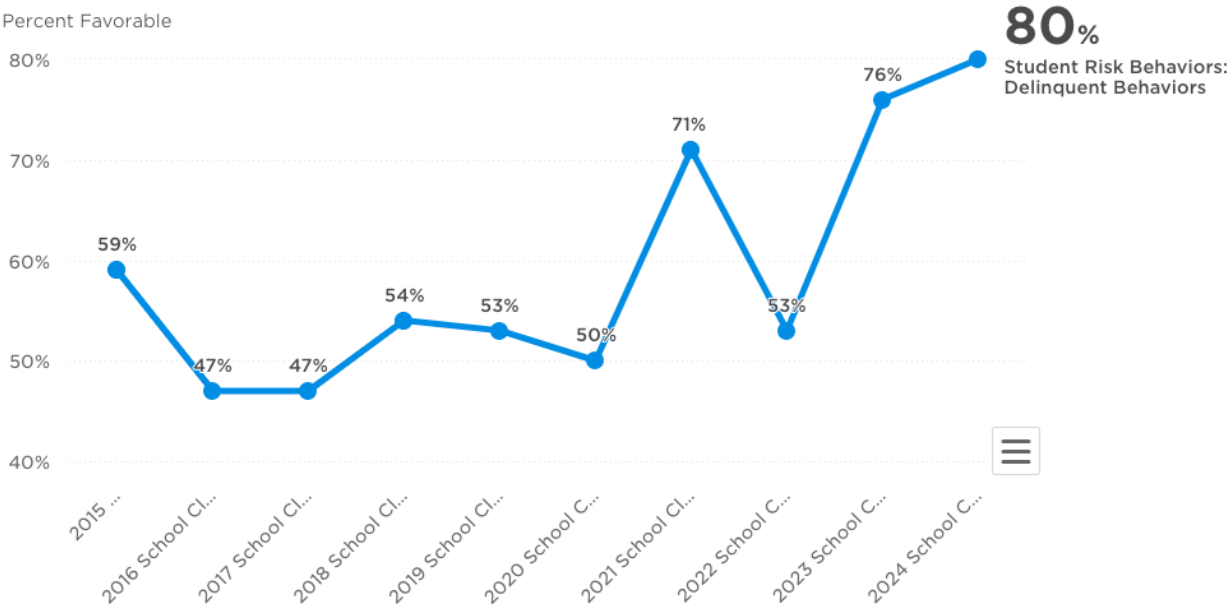
The questions with the most significant change from 2023 about caring adults are below:

QUESTION	78% ¹	▲ 6
Other adults besides my teachers know my name.	responded favorably	from 2023 School Climate & Connectedness Survey

QUESTION	76% ¹	▲ 6
I can name at least five adults who really care about me.	responded favorably	from 2023 School Climate & Connectedness Survey

When asked how often they had observed students engaging in delinquent behavior at school in the last 12 months, 80 % responded favorably, a 4% increase from 2023.

The higher the percentage, the better, as it reflects more instances of “0 times” in which the behavior was observed.



The questions with the most significant change from 2023 about delinquent behaviors are below:

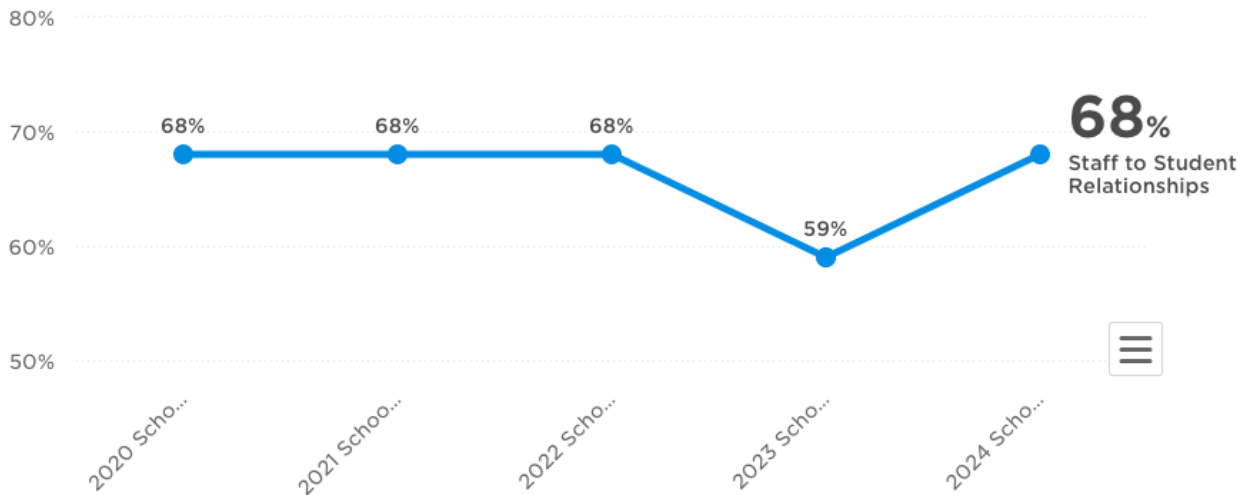
QUESTION	74% ⁱ responded favorably	▲ 6 from 2023 School Climate & Connectedness Survey
> In the past 12 months, how many times have you personally seen students do these things at your school or school events? Destroy things (such as school property, or other people's personal items)		
QUESTION	75% ⁱ responded favorably	▲ 5 from 2023 School Climate & Connectedness Survey
> In the past 12 months, how many times have you personally seen students do these things at your school or school events? Get into fights with other students		

2024 Staff Survey - 189 responses - an increase from 131 responses in 2023

Staff is asked questions about drug and alcohol use, staff beliefs, delinquent behavior, student-to-staff relationships, school safety, cultural connectedness, staff-to-staff relationships, trauma-engaged schools, school leadership and involvement, family/school partnerships, student involvement, district leadership, social-emotional learning, and student-to-student relationships.

The most significant areas addressed through the staff survey are listed below.

When asked questions related to staff-to-student relationships, 68% responded favorably, a 9% increase from 2023. The increase from 2023 to 2024 aligns with the board’s direction, NSBSD Pedagogy, and this administration's emphasis on building connections and maintaining relationships with our students. Parent and Family Engagement was a centerpiece of the district's work last year.

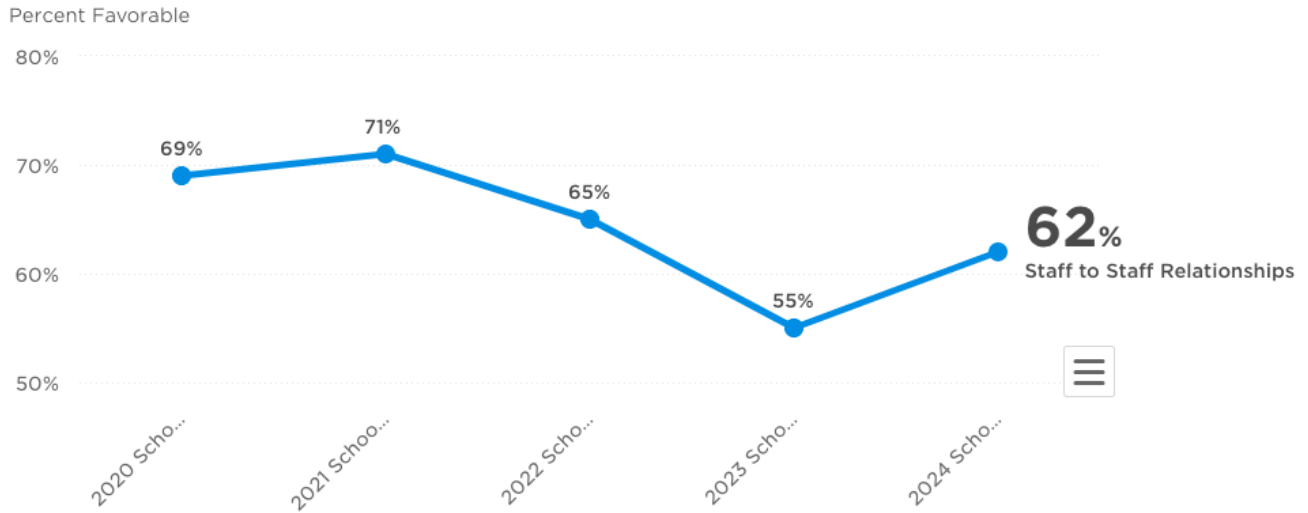


The questions with the most significant change from 2023 about caring adults are below:

QUESTION	77% responded favorably	▲ 8 from 2023 School Climate & Connectedness Survey
Adults who work in this school treat students with respect.		
QUESTION	62% responded favorably	▲ 6 from 2023 School Climate & Connectedness Survey
Every student at our school feels that they have an adult who will miss them when they are absent.		
QUESTION	55% responded favorably	▲ 5 from 2023 School Climate & Connectedness Survey
Every student at our school has an adult whom they feel comfortable talking to about things that are bothering them.		
QUESTION	76% responded favorably	▲ 8 from 2023 School Climate & Connectedness Survey
Teachers and staff in my school care about every student.		

When asked questions related to staff-to-staff relationships, 62 % responded favorably, a 7% increase from 2023.

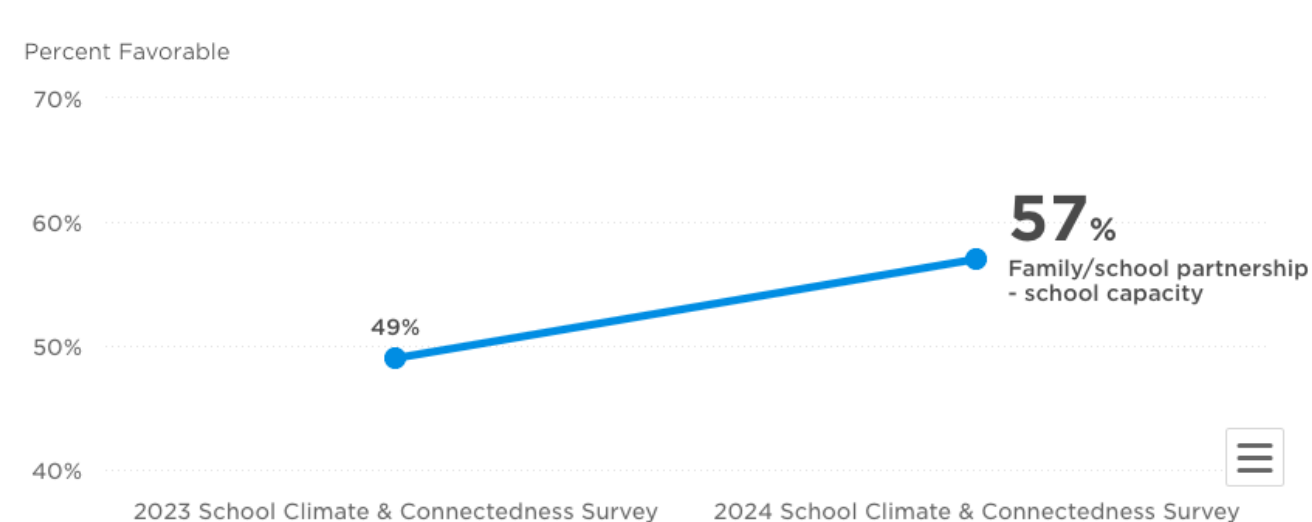
How have results changed over time?



The questions with the most significant change from 2023 about caring adults are below:

QUESTION	69% responded favorably	▲ 7 from 2023 School Climate & Connectedness Survey
Teachers at this school help each other, even if they are not personal friends.		
QUESTION	70% responded favorably	▲ 10 from 2023 School Climate & Connectedness Survey
I feel supported by the people I work with.		

When asked questions related to family/school partnership, 57 % responded favorably, an 8% increase from 2023.



The questions with the most significant change from 2023 about caring adults are below:

QUESTION	65 % responded favorably	▲ 15 from 2023 School Climate & Connectedness Survey
➤ Leadership communicates to staff that partnering with families is a priority.		
QUESTION	43 % responded favorably	▲ 13 from 2023 School Climate & Connectedness Survey
➤ Leadership provides the support and resources (including staff time) to facilitate family/school partnership.		

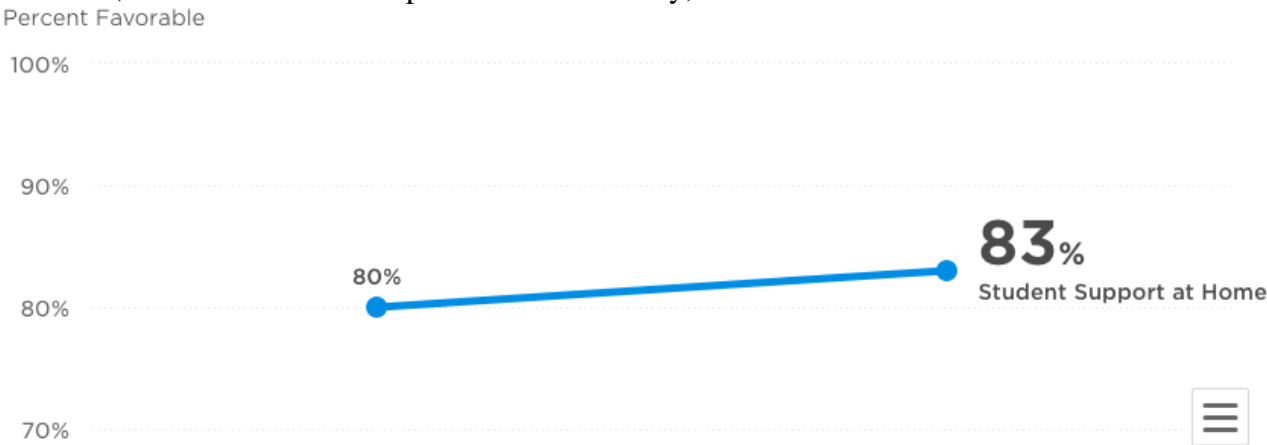
2024 Family Survey - 101 responses - an increase from 75 responses in 2023

Families are asked questions about student support at home, family/school partnerships, school safety, and cultural connectedness.

All areas showed positive change except for the families' capacity for family/school partnerships, which decreased by 2% from 2023


The most significant areas addressed through the staff survey are listed below.

When asked questions related to families' perception of how supportive they are of their child's education, 83 % responded favorably, a 3% increase from 2023.



The questions with the most significant change from 2023 about families' perception of how supportive they are of their child's education are below:

QUESTION	61% responded favorably	▲ 6 from 2023 School Climate & Connectedness Survey
How often do you have conversations with your child about career or college preparation?		
QUESTION	79% responded favorably	▲ 11 from 2023 School Climate & Connectedness Survey
How often do you connect activities that you do at home to what your child is learning in school?		
QUESTION	86% responded favorably	▼ 6 from 2023 School Climate & Connectedness Survey
Does your child have a quiet space to do their homework?		



When asked questions about the schools' capacity for family/school partnership, 65 % responded favorably, a 12% increase from 2023. The data below reflects this administration's commitment to rebuilding, repairing, and revitalizing the school district and community relationship, reflected in the NSBSD Pedagogy. If we continue to increase this area by 10% each year, we can expect a score of at least 80% in 2 years.

The questions with the most significant change from 2023 in relation to schools' capacity for family/school partnership are below:

QUESTION ➤ This school is a welcoming place for families like mine.	79 % ⓘ responded favorably	▲ 1 from 2023 School Climate & Connectedness Survey
QUESTION ➤ This school values and welcomes elders.	85 % ⓘ responded favorably	▲ 7 from 2023 School Climate & Connectedness Survey
QUESTION ➤ This school involves parents/ families in most school events or activities.	76 % ⓘ responded favorably	▲ 10 from 2023 School Climate & Connectedness Survey
QUESTION ➤ This school involves families in making important decisions (curriculum changes, school policies, dress code, etc).	55 % ⓘ responded favorably	▲ 21 from 2023 School Climate & Connectedness Survey
QUESTION ➤ The school regularly shares with me how my child is doing at school.	67 % ⓘ responded favorably	▲ 12 from 2023 School Climate & Connectedness Survey
QUESTION ➤ The school does a good job communicating to families.	57 % ⓘ responded favorably	▲ 14 from 2023 School Climate & Connectedness Survey
QUESTION ➤ There is someone at the school I can talk to if I have an issue.	80 % ⓘ responded favorably	▲ 15 from 2023 School Climate & Connectedness Survey





QUESTION

- The school regularly shares ideas with me on what I can do at home to support my child's learning.

61% ⓘ
responded
favorably

▲ **20**
from 2023
School Climate &
Connectedness
Survey

QUESTION

- The school asks me how to help my child do well in school.

58% ⓘ
responded
favorably

▲ **17**
from 2023
School Climate &
Connectedness
Survey



2024 Grade 3-5 Students - 332 responses - an increase from 174 responses in 2023

In grades 3-5, students are asked about safety, social and emotional learning, and caring for others.

Our students in grades 3-5 responded less favorably to school safety, social and emotional learning, and caring for others than students in other K-12 schools, elementary schools, rural schools, and participating Alaska District.

When asked if they feel safe at school, 58% responded favorably. This is an 8% drop from 2023

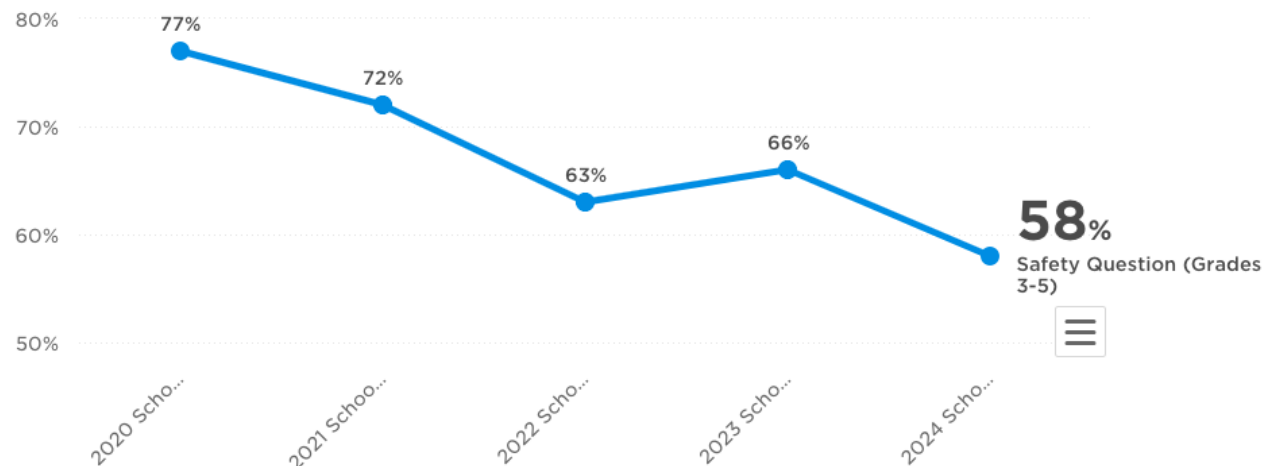
As a District, we realize that this area needs extra support. In response, this year, the district added a position for a district-wide Social-Emotional Coordinator serving all schools and an SEL counselor specifically for Ipalook since their enrollment is so large. We will monitor this throughout the school year and expect to see an increase when the SCCS is administered again in the spring.

Safety Question (Grades 3-5)

Based on **332** responses

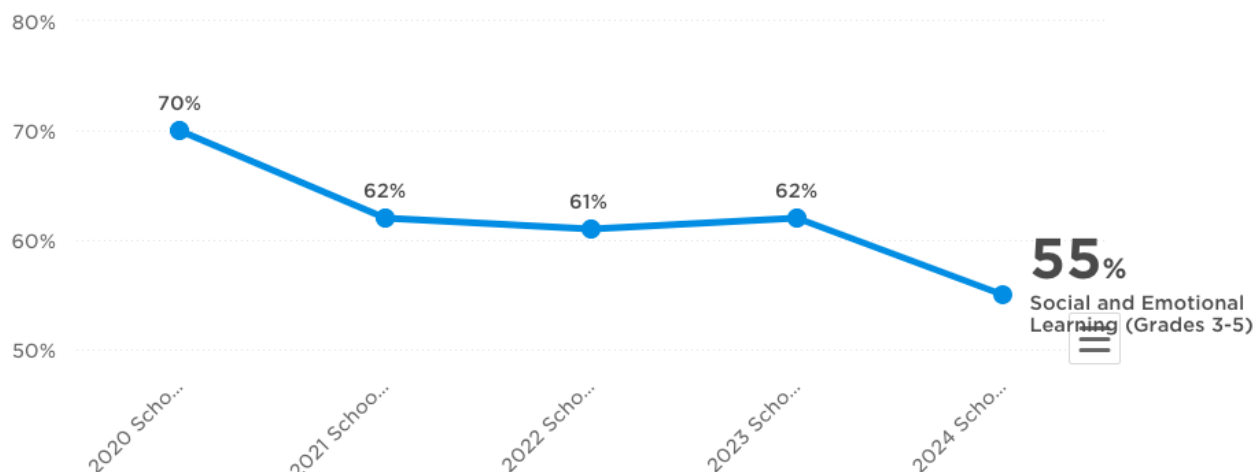
How have results changed over time?

Percent Favorable



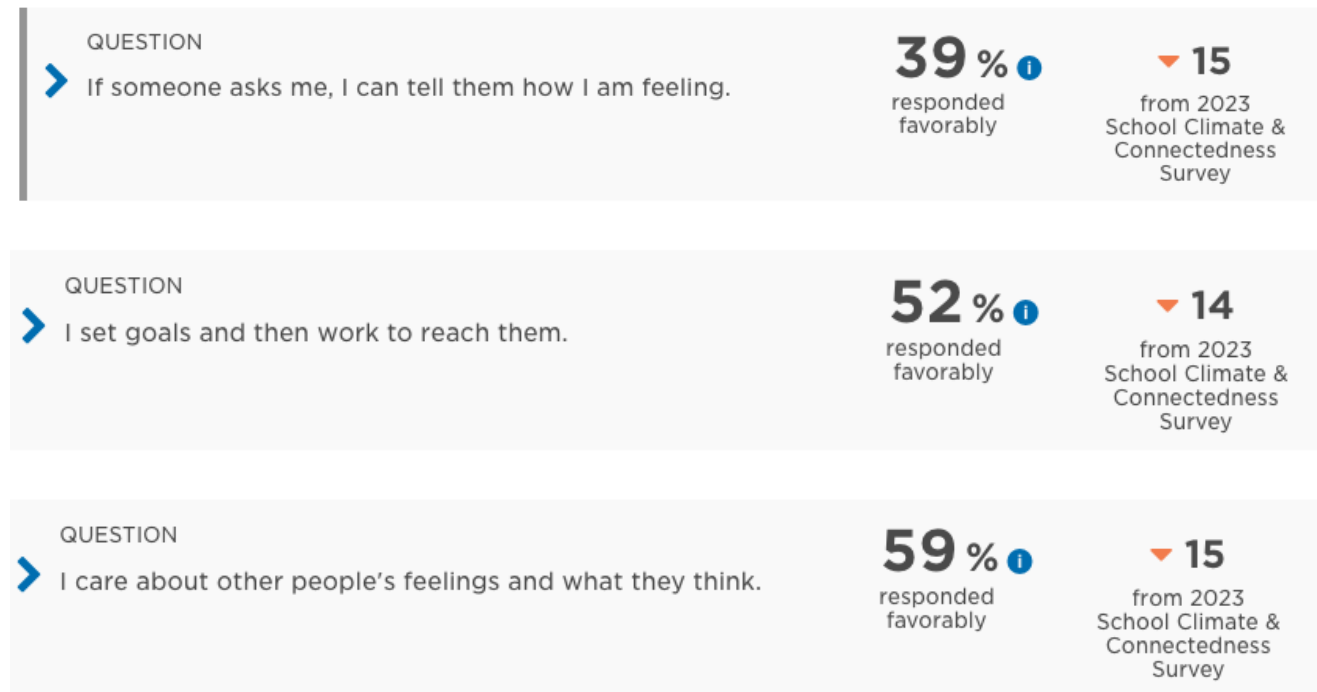
When asked how often they use SEL skills in self-awareness, social awareness, self-management, relationship skills, and good decision-making, 55% responded favorably. This is a 7% decrease from 2023.

Percent Favorable

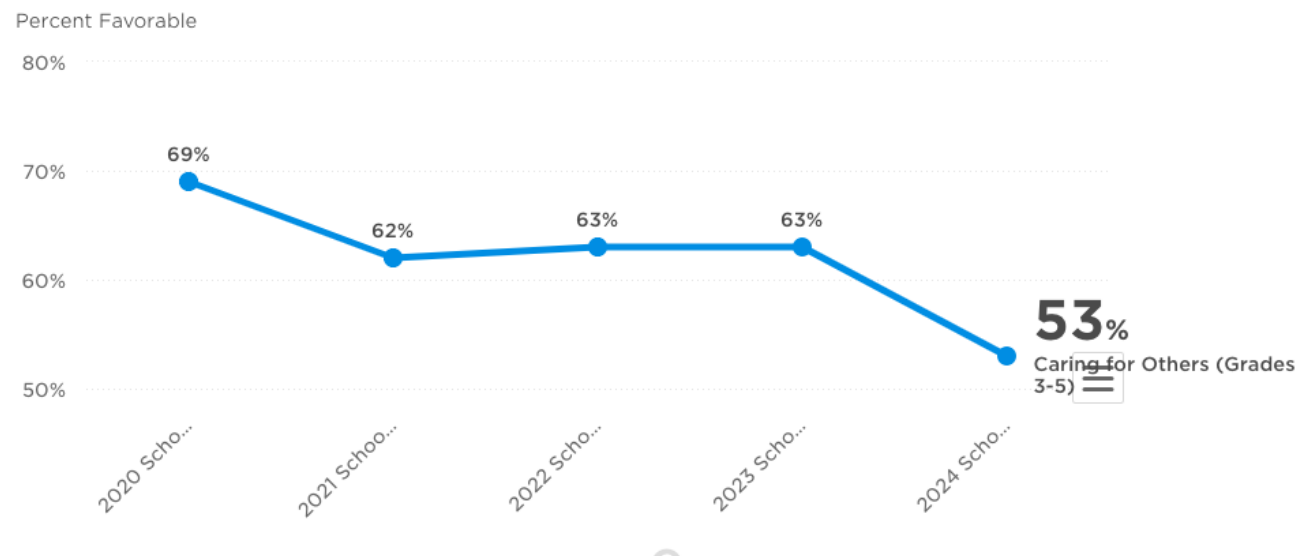




The questions with the most significant change from 2023 in relation to Social and Emotional Learning are below:



When asked about the level of caring and support students receive from peers, staff, and community members at school, 53 % responded favorably. This is a 10% decrease from 2023.





The questions with the most significant change from 2023 in relation to caring and support students receive from peers, staff, and community members at school are below:

QUESTION	40% ⁱ responded favorably	▼ 15 from 2023 School Climate & Connectedness Survey
> When students see another student being picked on, they try to stop it.		
QUESTION	71% ⁱ responded favorably	▼ 10 from 2023 School Climate & Connectedness Survey
> Other adults besides my teachers know my name.		
QUESTION	68% ⁱ responded favorably	▼ 10 from 2023 School Climate & Connectedness Survey
> I can name at least five adults who really care about me.		

Signature: DS Vadiveloo
DS Vadiveloo (Sep 13, 2024 18:37 AKDT)
Email: david.vadiveloo@nsbsd.org

Signature:
Email:

