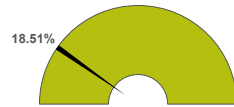


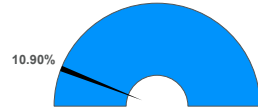
General Fund | Expenditure Dashboard Summary

For the Period Ending August 31, 2019

Projected Year End Fund Balance
as % of Budgeted Expenditures

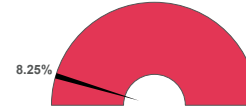


Actual YTD Expenditures




Projected YTD Expenditures
9.64%

Actual YTD Instruction



Projected YTD Instruction
6.49%

Actual YTD All Other Functions



Projected YTD All Other Functions
12.76%

Expenditure Analysis

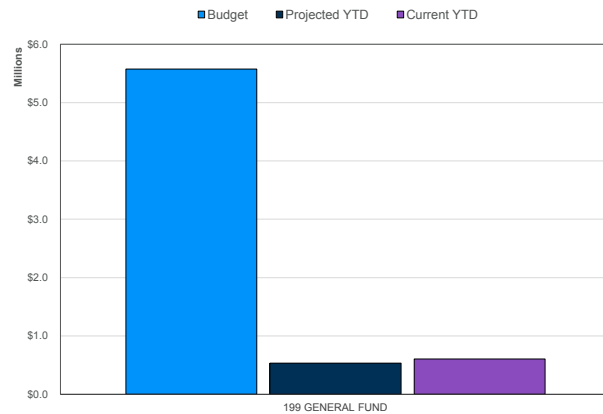
Top 10 Expenditures by Function (YTD)

Instruction	\$228,224
Plant Maint/Operations	\$129,192
General Administration	\$92,159
Cocurr/Extracurr Activity	\$52,863
School Leadership	\$44,827
Student Transportation	\$23,061
Data Processing Svs	\$14,874
Guidance/Counsel/Eval Svs	\$10,813
Facilities Acq/Construct	\$4,781
Security/Monitoring Svs	\$2,537

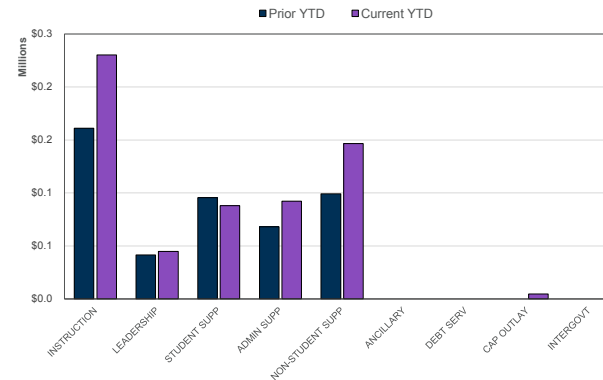
Percent of Total Expenditures YTD

99.42%

Expenditures by Fund | Budget / Projected YTD / Current YTD



Expenditures by Function | Prior YTD vs. Current YTD



Expenditures by Function | Projected YTD vs. Current YTD

