

Levelland ISD 2023-2024 Annual Report

including the
Texas Academic Performance Report (TAPR)

FEBRUARY 12, 2025

Contents of the 2023-2024 Annual Report

1. 2023-24 Texas Academic Performance Report (PDF TAPR)
 - For the District and each Campus in the District
2. PEIMS Financial Standard Report (2022-23 Financial Actual Report)
 - For the District and each Campus in the District
3. 2023-24 District Accreditation Status
4. Campus Performance Objectives
5. Report on Violent or Criminal Incidents on Campuses
6. Student Performance in Postsecondary Institutions
 - For each High School Campus in the District
7. Progress Toward Board-Adopted HB 3 Goals
 - For the District and each Campus in the District
 - Early Childhood Literacy and Math
 - CCMR
8. 2023-24 TAPR Glossary

Section 1:

Texas Academic Performance Report (TAPR)

The Texas Academic Performance Report (TAPR) is compiled using PEIMS and Student Assessment Data. It provides information on:

- The performance of students in the district and each campus, disaggregated by students groups, including ethnicity and socioeconomic status.
- Information on campus and district staff
- Information about campus and district programs
- Information regarding student and staff demographics

Access to District and Campus Texas Academic Performance Reports (TAPR)

The Levelland ISD full TAPR report and each campus TAPR report are available at the following link:

https://www.levellandisd.net/296129_2

or on TEA's website:

<https://rptsvr1.tea.texas.gov/perfreport/tapr/2024/tapr-guidelines-2024.pdf>

Levelland ISD 2024 Accountability Ratings

The 2023-2024 TAPR does not include A–F ratings or Distinction Designations. The issuance of A–F ratings under 2024 rule is pending legal proceedings for all schools in Texas.

Special Education Determination Status

Represents an integrated determination level status based on an evaluation of data from multiple sources, such as Results Driven Accountability, Federally Required Elements and Data Integrity

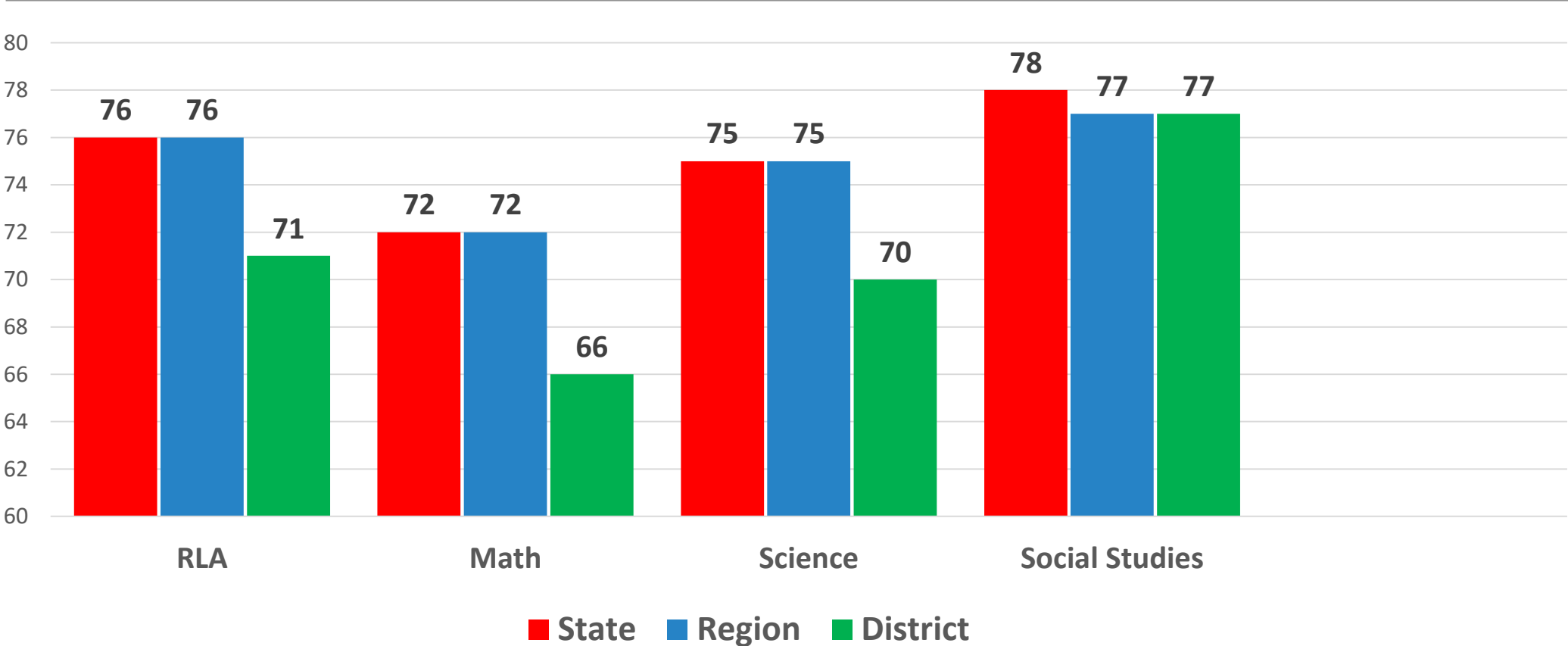
Levelland ISD's 2024 Special Education Determination Status:
Needs Assistance

TAPR: STAAR Performance & School Progress (Reported for 2023 & 2024)

- All 3 Performance rates
 - Approaches Grade Level and Above
 - Meets Grade Level and Above
 - Masters Grade Level
- Reported for:
 - Each Assessment (including SAT/ACT for Accelerated Testers)
 - All Grades All Subjects
 - All Grades By Subject
 - By Enrolled Grade and EOCs at Meets Grade level or Above in Reading and Math
- School Progress
 - Annual Growth- Reported by grade and subject for RLA & Math
 - Accelerated Learning --Reported by grade and subject for RLA & Math

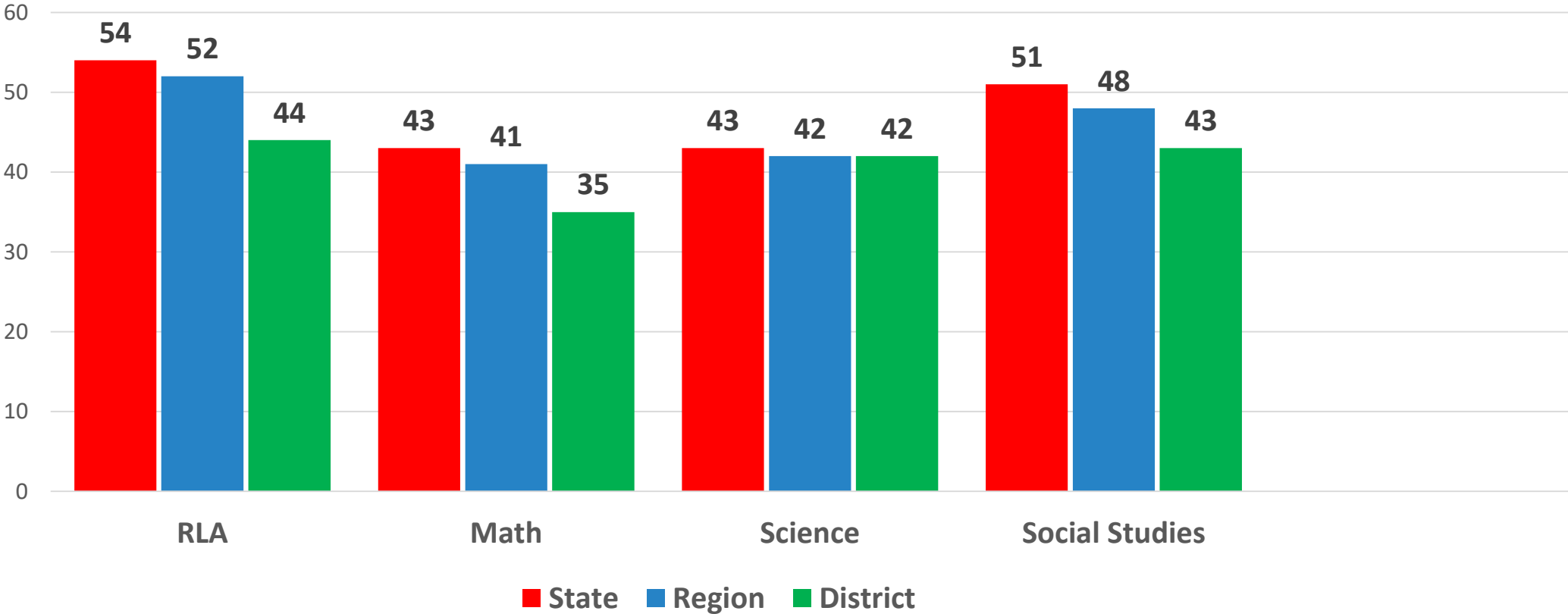
Levelland ISD 2024 STAAR Assessment Results

Percent of All Students at Approaches Grade Level or Above



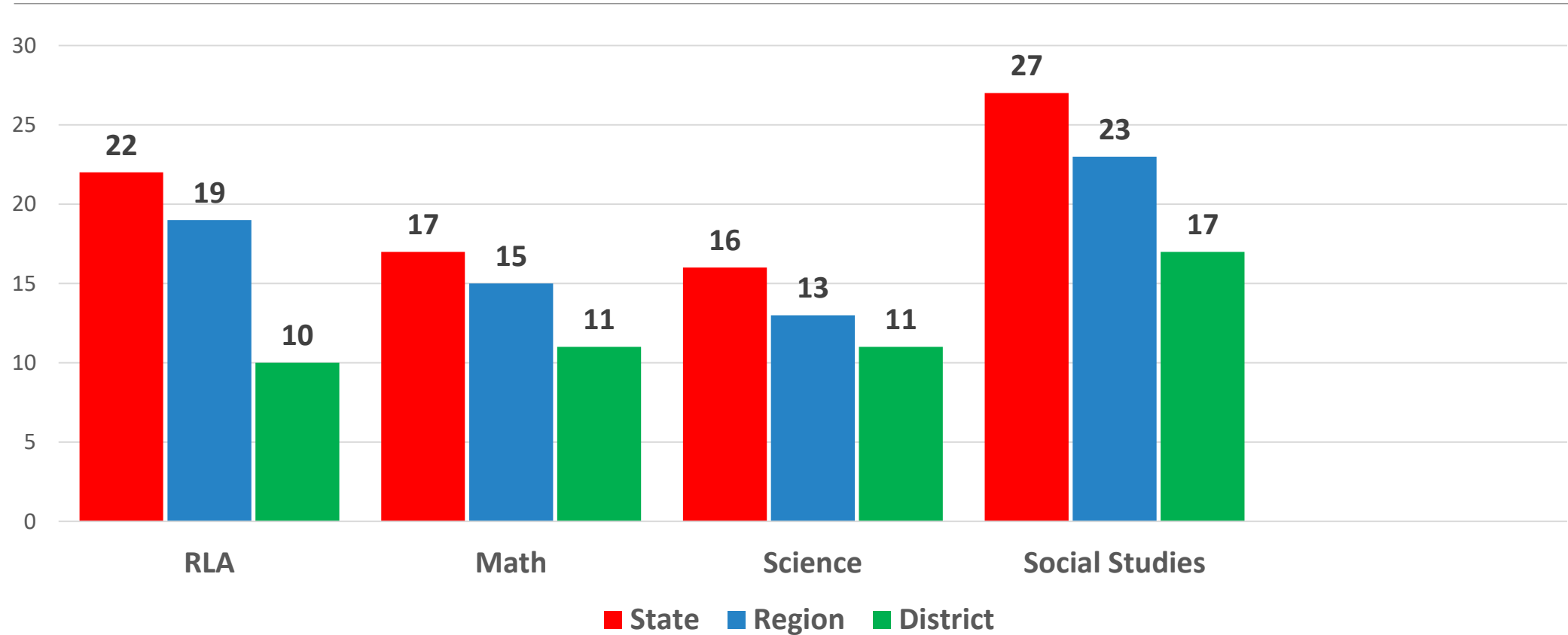
Levelland ISD 2024 STAAR Assessment Results

Percent of Students at Meets Grade Level or Above



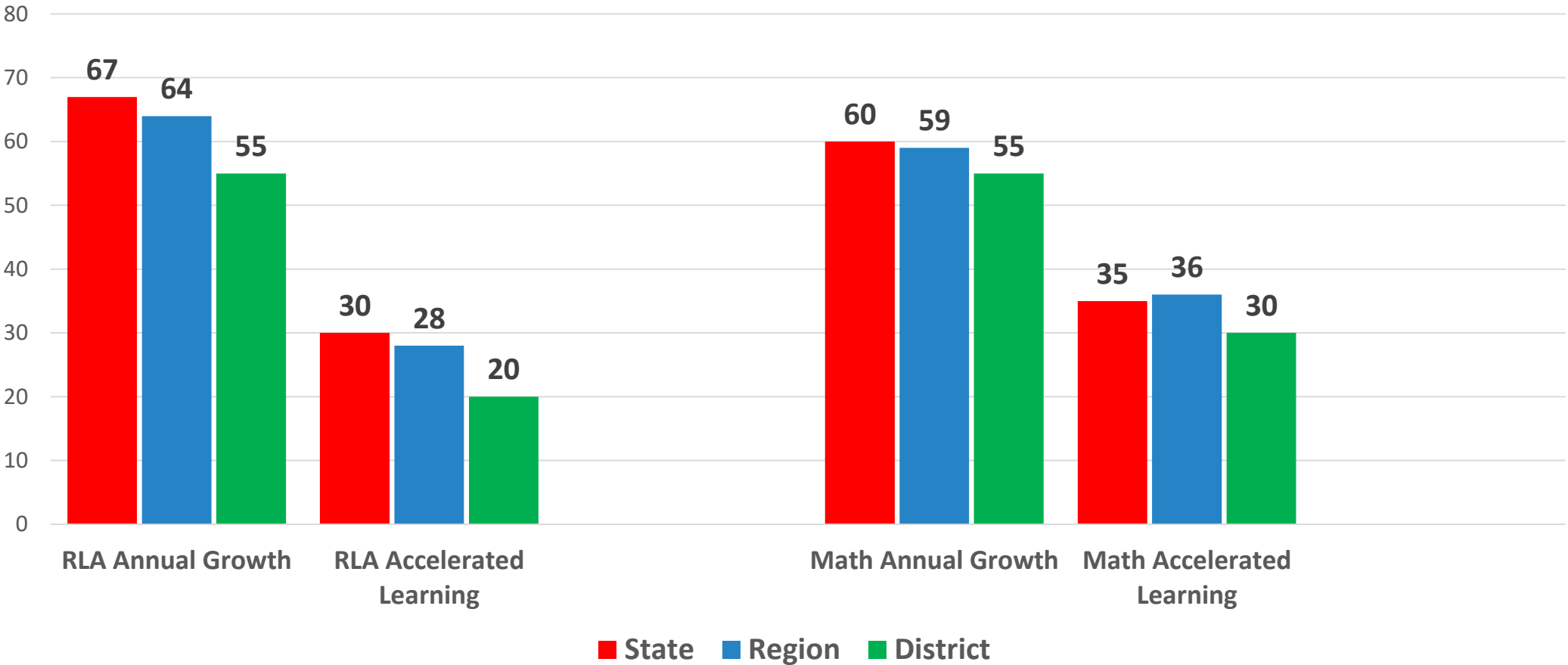
Levelland ISD 2024 STAAR Assessment Results

Percent of Students at Masters Grade Level



Levelland ISD STAAR Assessment Results

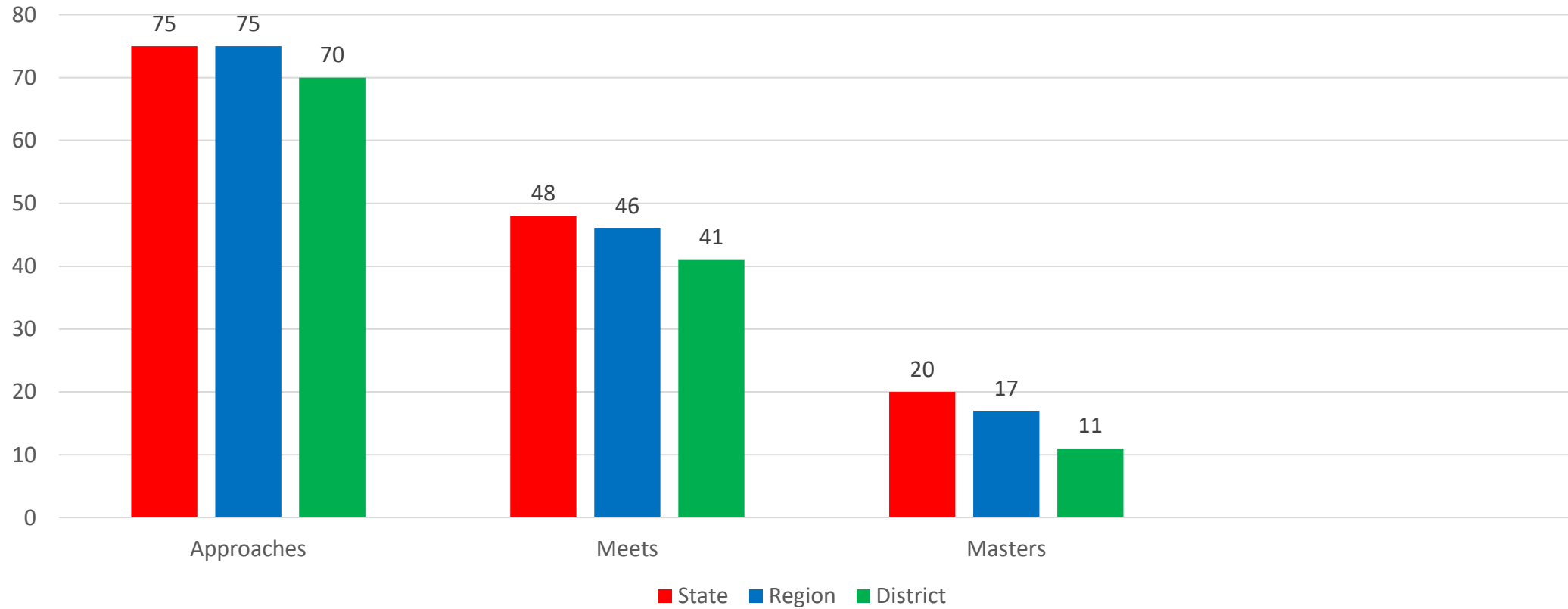
Annual Growth/Accelerated Learning Percentage



TAPR: Bilingual Education/ English as Second Language (BE/ESL)

- **Disaggregated data** for various BE/ESL program instructional models and groups
- **Bilingual STAAR Performance** – reported for 2024 and 2023
 - All Grades, All Subjects
- **Bilingual Annual Growth** - reported for 2024 and 2023
 - All Grades – RLA and Math
- **Bilingual Accelerated Learning** - reported for 2024 and 2023
 - All Grades – RLA and Math

Levelland ISD STAAR Percentage All Grades All Subjects EB/EL



TAPR: STAAR Participation

- Reported for 2024 and 2023
- Data Reported
 - Assessment Participants – 100%
 - Included in Accountability – 95%
 - Not Included in Accountability: Mobile – 4%
 - Not included in Accountability: Other – 1%
 - Exclusions - NA
 - Not Tested – 0%
 - Absent – 0%
 - Other – 0%
- Reported for All Tests and by Subject

TAPR: Attendance/Graduation Rates, Graduation Profile

Attendance, Graduation, and Dropout Rates – reported for 2022-23 and 2021-22

- Attendance Rate
- Chronic Absenteeism
- Annual Dropout Rate (Gr. 7-8 and Gr. 9-12)
- 4-year Longitudinal Graduation Rate
- 5-year Extended Longitudinal Graduation Rate
- 6-year Extended Longitudinal Graduation Rate
- 4-Year Federal Graduation Rate without Exclusions
- Graduation Plan Rates (Longitudinal and Annual)
 - RHSP/DAP Graduates, FHSP-E Graduates, FHSP-DLA Graduates, RHSP/DAP/FHSP-E/FHSP-DLA Graduates

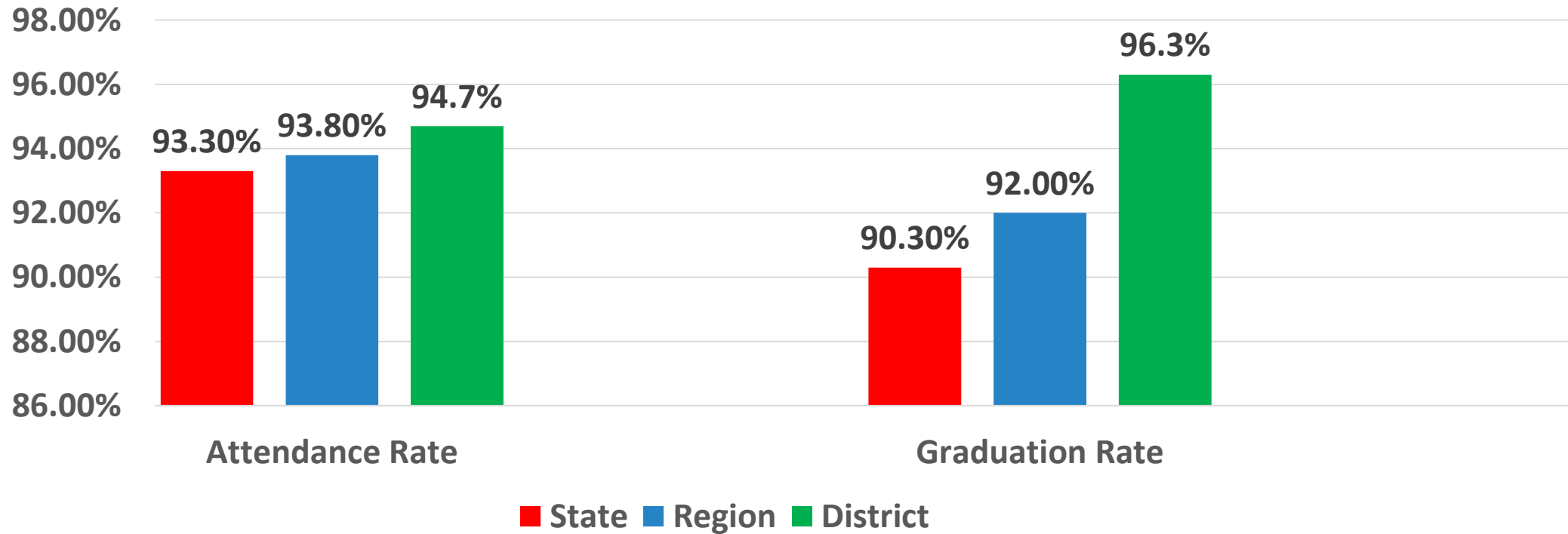
Graduation Profile – 2022-23 Graduates

- Total Graduates
- By Ethnicity
- By Graduation Type
- By Program/Student Attribute (SpEd, EcoDis, EB/EL, At-Risk, CTE Completers)

Levelland ISD

Attendance & Graduation Indicators

2022-2023 Graduation Data



TAPR: College, Career and Military Readiness

College, Career and Military Readiness (CCMR) - 2022-23 and 2021-22 graduates

- CCMR Graduates
- College Ready Graduates (overall and by specific college ready indicator)
- Career/Military Ready Graduates (overall and by specific career/military ready indicator)

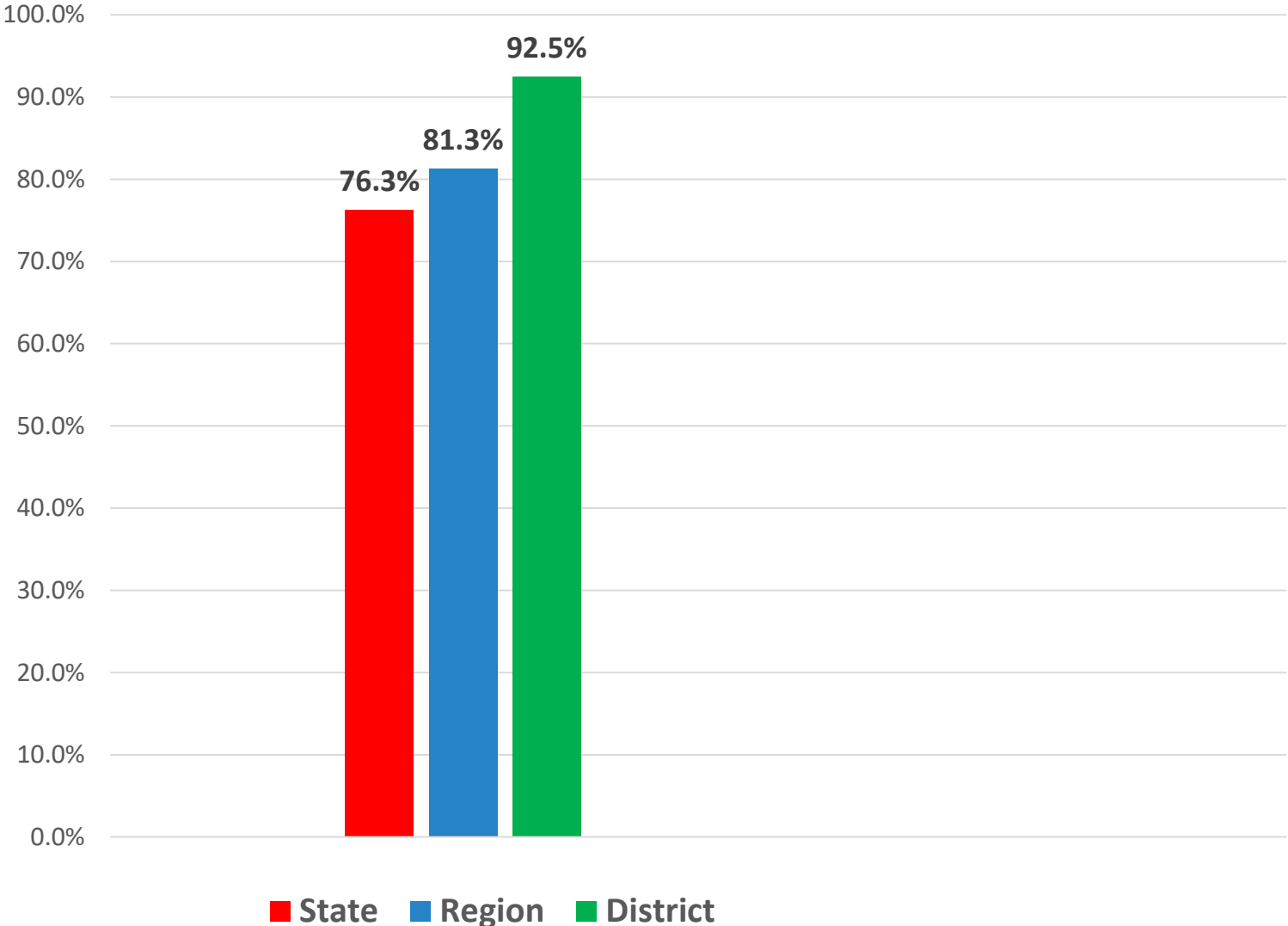
CCMR-Related Indicators - 2022-23 and 2021-22 graduates

- TSIA Results
- Completed and Received Credit for College Prep Courses
- AP/IB Results
- SAT/ACT Results

Other Postsecondary Indicators

- Advanced Dual-Credit Course Completion – 2022-23 and 2021-22 school years
- Graduates Enrolled in Texas Institutions of Higher Education (TX IHE) – 2021-22 and 2020-21 school years
- Graduates in TX IHE Completing One Year Without Enrollment in a Developmental Education Course – 2021-22 and 2020-21 school years

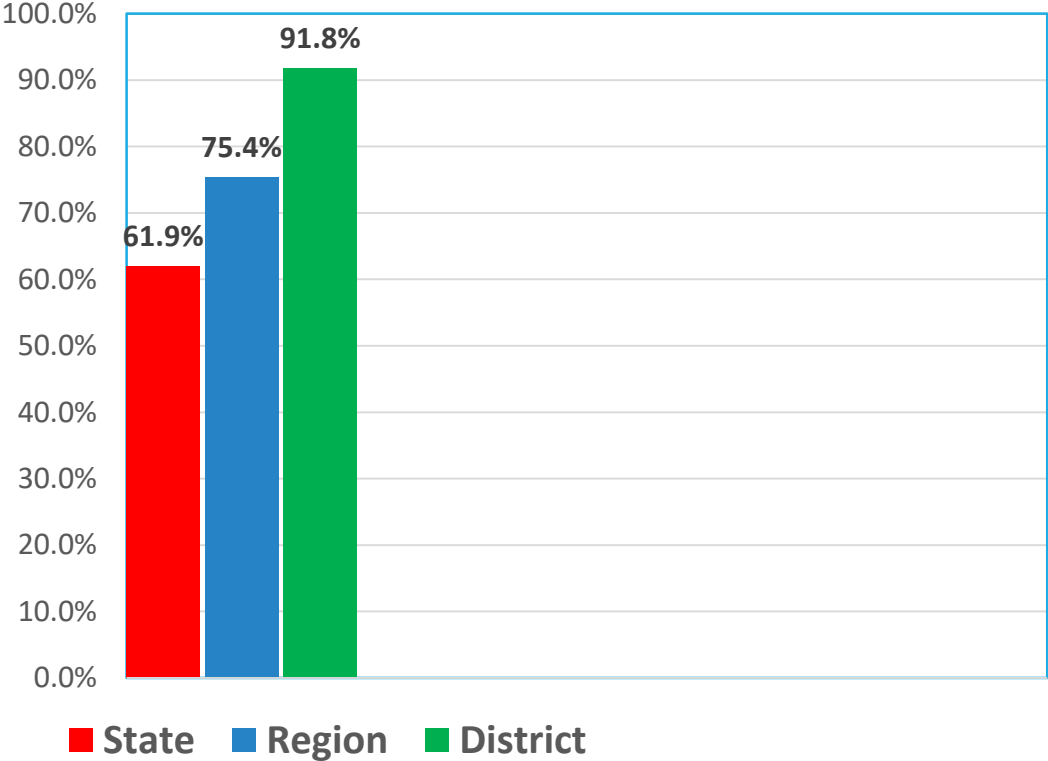
CCMR Ready Graduates (Class of 2023)



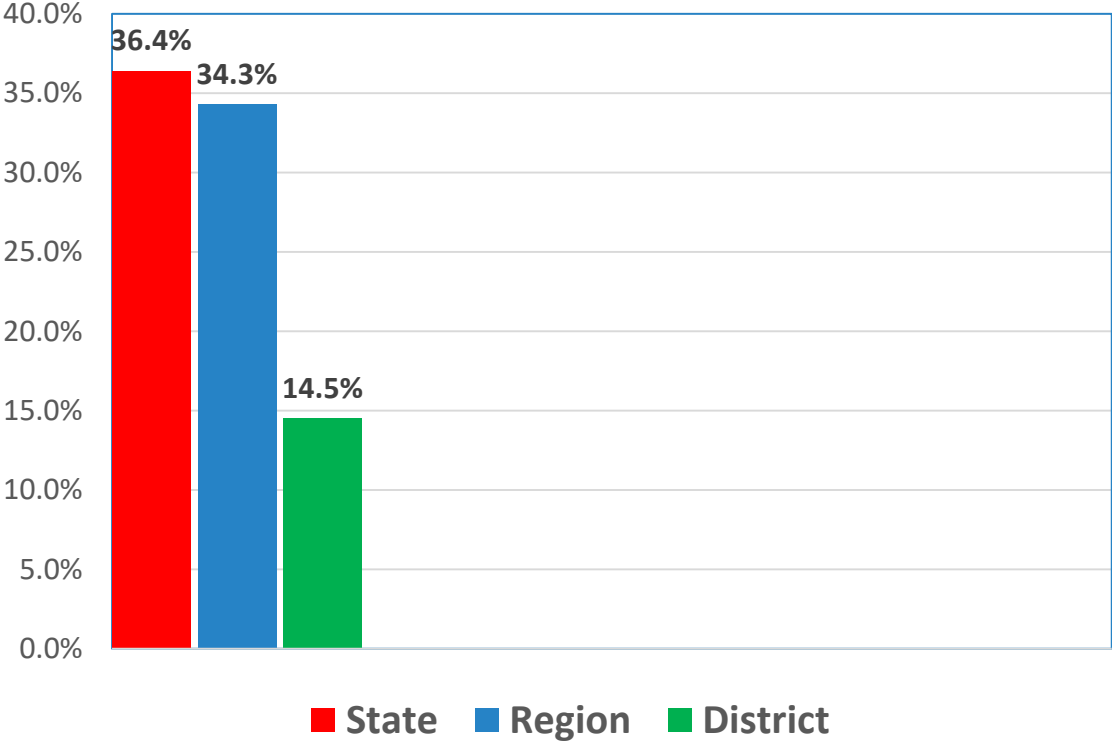
College, Career,
& Military
Readiness
(CCMR) Related
Indicators

CCMR Data for Class of 2023

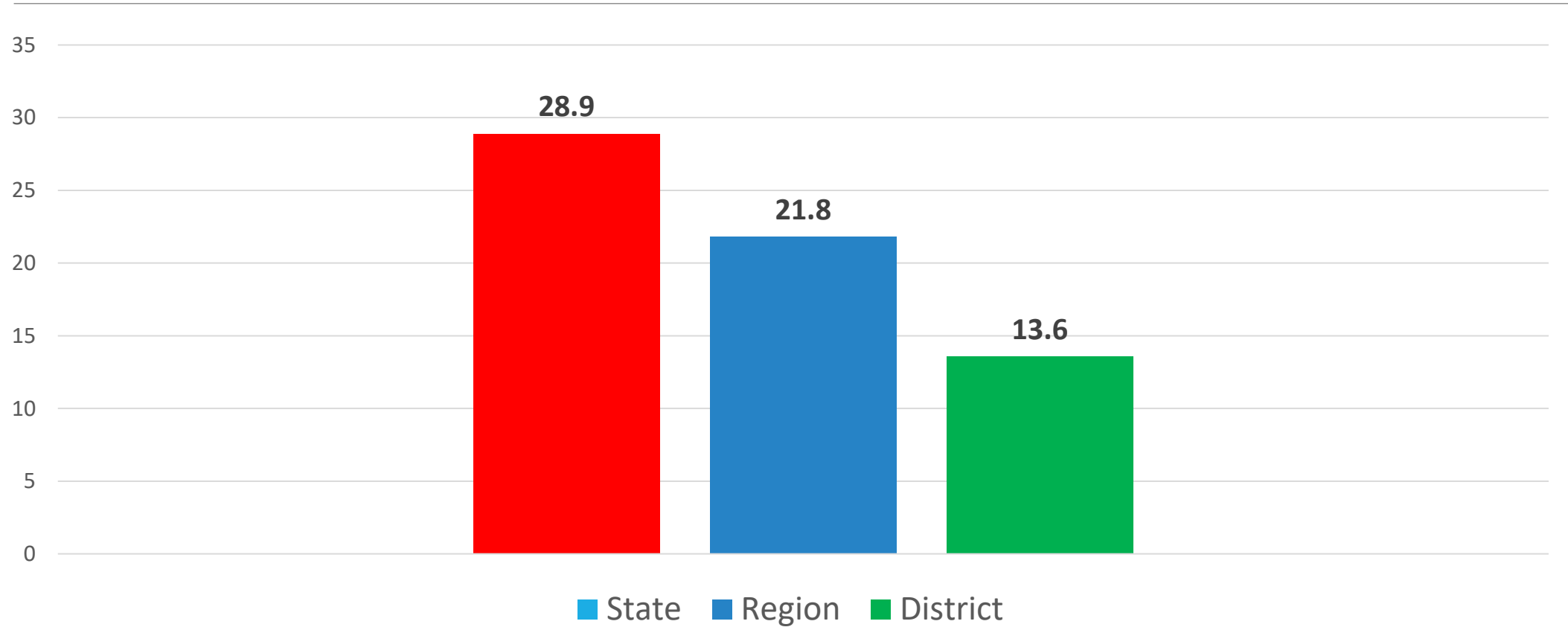
College-Ready Graduates



Career/Military Ready Graduates



Percentage of Students At/Above Criterion on SAT/ACT



TAPR: Student, Staff, & Program Information

Student Information

- Student enrollment (including enrollment by grade level, by ethnicity, by certain student identification indicators, and students with disabilities by primary eligibility category) and other student information (including graduation information, retention rates, class size information, mobility, and student attrition)

Staff Information

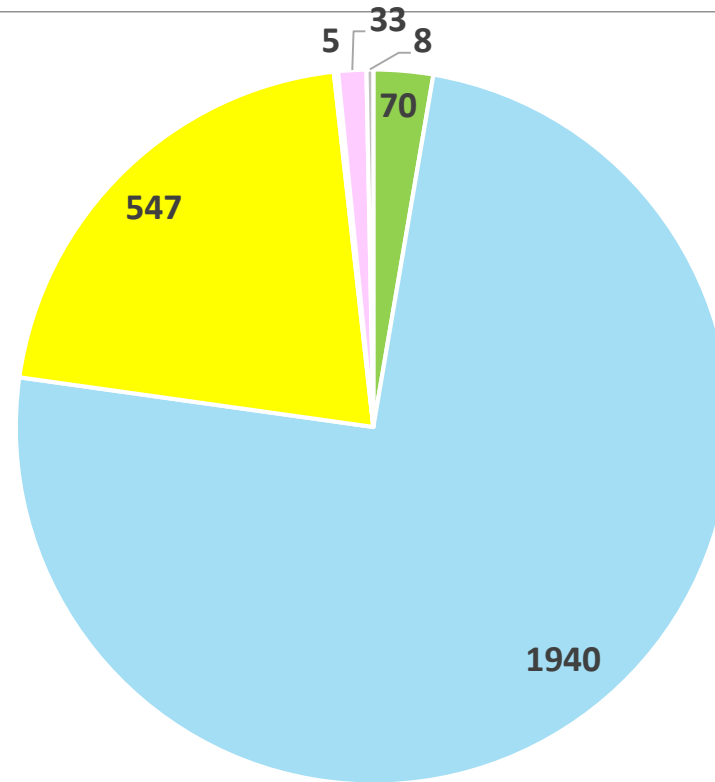
- Staff information (including total staff, staff by classification, teachers by ethnicity and gender, teachers by highest degree held and years of experience, experience of campus leadership, staff salary, and teacher turnover rate information)

Program Information

- Student Enrollment by Program
- Teachers by Program (population served)

Levelland ISD Student Demographic Summary

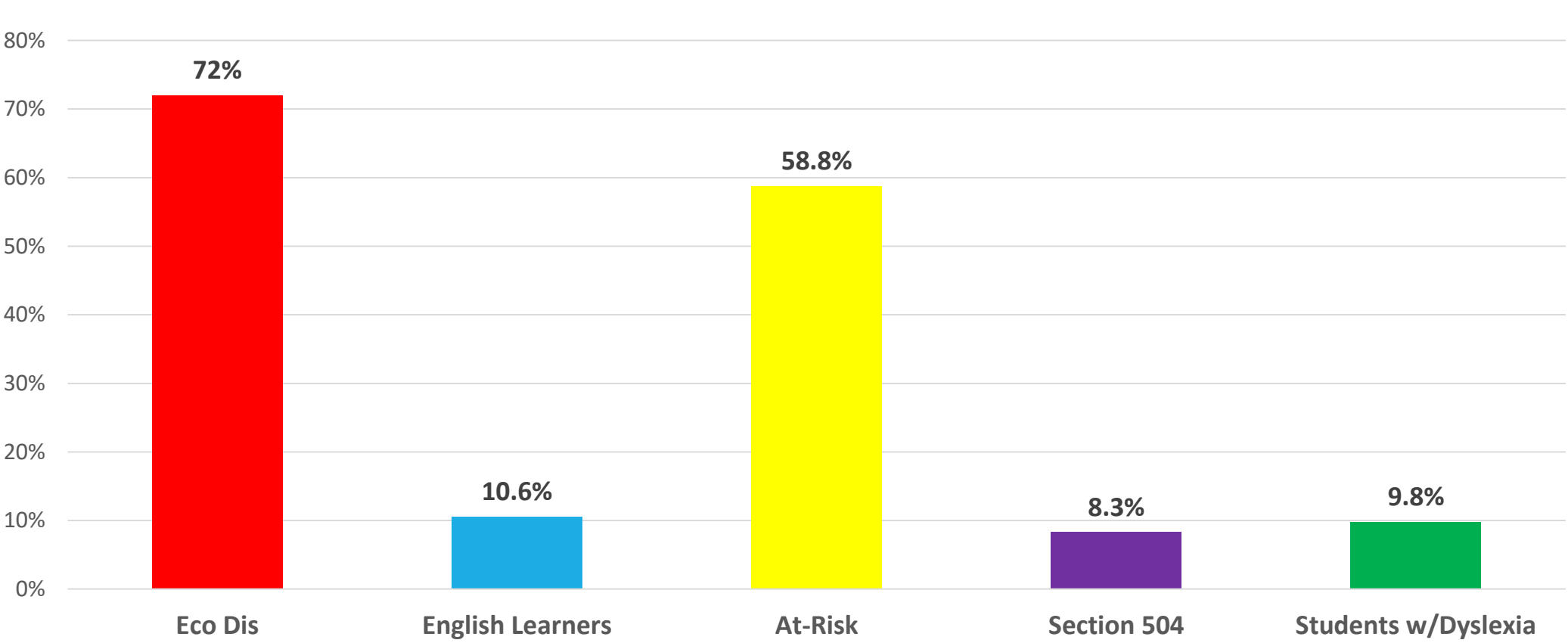
2603 Students



■ African-American ■ Hispanic ■ White ■ Asian ■ Two or more races ■ American Indian

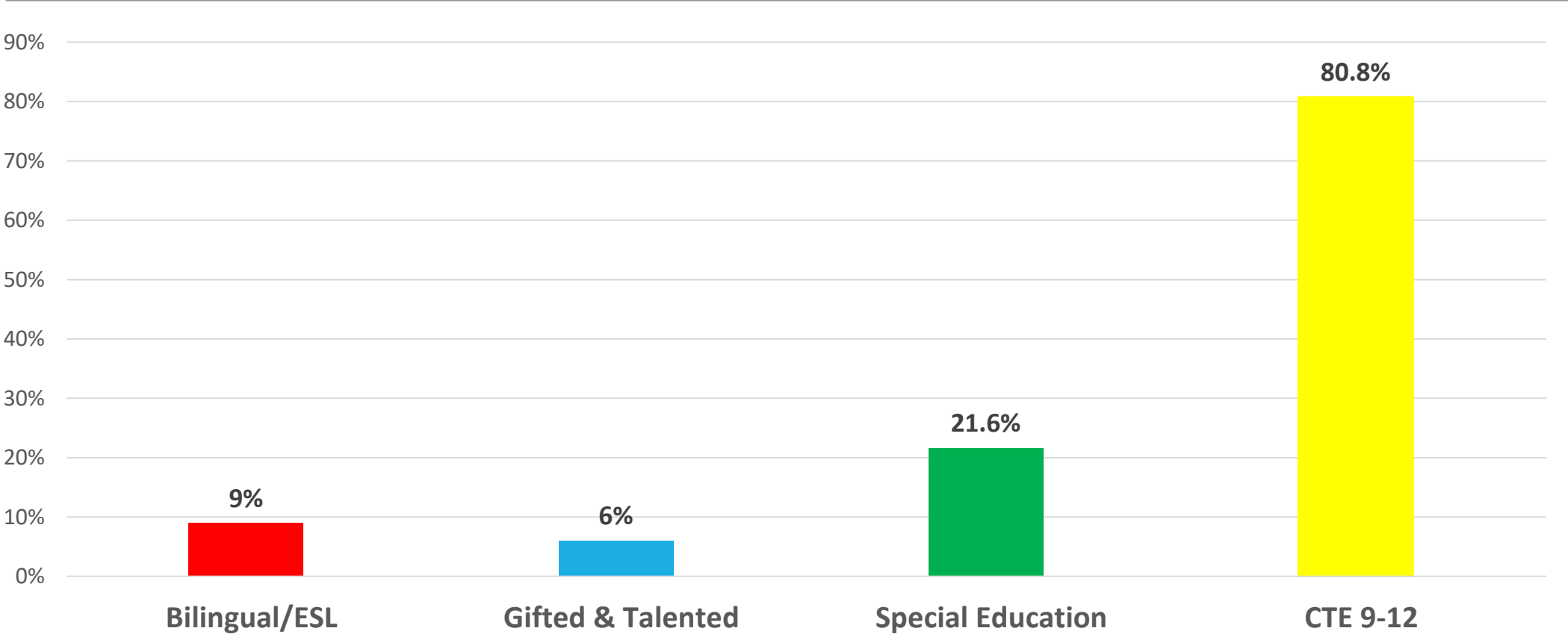
Levelland ISD Student Demographic Summary

2603 Students



Levelland ISD Student Enrollment by Program

2603 Students



Section 2: PEIMS Financial Standard Reports

2022-23 Actual Financial Data (District)

- Revenues
- Expenditures
- Disbursements
- Tax Rates
- Fund Balance
- District data report
https://rptsvr1.tea.texas.gov/cgi/sas/broker?_service=marykay&_service=appserv&_debug=0&_program=sfadhoc.actual_report_2023.sas&who_box=&who_list=110902

2022-23 Actual Financial Data (Campus)

- Expenditures by Object
- Expenditures by Function
- Program Expenditures by Program
- Campus data reports
https://rptsvr1.tea.texas.gov/cgi/sas/broker?_service=marykay&_program=sfadhoc.new_pop_campusbox_actual23.sas&_service=appserv&_debug=0&who_box=110902

Section 3: District Accreditation Status

Each year TEA assigns one of four accreditation statuses to each district :

1. *Accredited*
2. *Accredited-Warned*
3. *Accredited-Probation*
4. *Not Accredited-Revoked*

In assigning an accreditation status to a district, TEA considers:

- Academic accountability ratings
- Financial accountability ratings
- Data integrity
- Program-area deficiencies identified through Results Driven Accountability (RDA)

TEA has not issued district accreditation statuses for the 2023-24 school year as the issuance of the A–F ratings under the 2023 and 2024 rules are pending and subject to change

Levelland ISD's 2022-23 Accreditation Status is: ***Accredited***

Section 4: Campus Performance Objectives

Campus Improvement Plans (CIPs)

- Each campus has developed and is implementing a CIP, as required by TEC §11.253
- Each CIP includes **performance objectives** (approved by the Board) that are based on data analysis and needs assessments – including data reported in annual TAPR reports
- Each campus **periodically measures progress** toward its performance objectives
- Updated CIPs for the 2023-24 school year (which show both the **objectives of each campus** and each campus's **progress toward meeting its performance objectives**) are posted on the district's website and are available for review at the district's central office or at the applicable campus
- CIPS are available on the district website: https://www.levellandisd.net/296129_2

Section 5: Report on Violent/Criminal Incidents

- Number, rate and type of violent or criminal incidents that occurred on each campus (to the extent permitted under FERPA)
<https://www.levellandisd.net/296129> 2
- Descriptions of school violence prevention and intervention policies and procedures used to protect students
- Levelland ISD Student Code of Conduct:
<https://www.levellandisd.net/296127> 2
- Findings from evaluations (if any) conducted under the Safe and Drug-Free Schools and Communities Act

Section 6: Student Performance in Postsecondary Institutions

TEC Section §29.306 requires each district to publish, as part of its Annual Report, a report on student performance in postsecondary institutions during the first year enrolled after graduation from high school.

The most current report is for the 2021-2022 graduates.

- Student performance is measured by the Grade Point Average (GPA) earned by 2021-2022 high school graduates who attended public 4-year and 2-year institutions of higher education in fiscal year 2022.
- For each student, the grade points and college-level semester credit hours earned by the student in Fall 2021, Spring 2022, and Summer 2022 are added together and averaged to determine the GPA.
- Data for Levelland ISD and all other Texas districts is available at the following link:
<http://www.txhighereddata.org/index.cfm?objectid=5BFD5120-D971-11E8-BB650050560100A9>

Section 7: Progress Toward Meeting HB-3 Goals

Levelland ISD has adopted HB-3 goals for the district and each campus for:

- Early Childhood Literacy and Mathematics Proficiency
- College, Career and Military Readiness (CCMR)

These goals and progress toward meeting them may be viewed at

<https://www.levellandisd.net/7475>

Section 8: TAPR Glossary

The 2024 TAPR Glossary can be accessed at the following link:

<https://rptsvr1.tea.texas.gov/perfreport/tapr/2024/glossary.pdf>

Annual Report Availability

Levelland ISD's Annual Report will be available to the public within 2 weeks after this meeting on the Levelland ISD website: https://www.levellandisd.net/296129_2

A paper copy of the Annual Report are also available for review at the Levelland ISD Administration Building, located at 704 11th Street, Levelland TX 79336.