

	A	B	C	D	E	F	G	H	I
1	MINEOLA INDEPENDENT SCHOOL DISTRICT								
2	2014-2015 BUDGET								
3	AS OF 8/31/15								
4									
5									
6									
7	GENERAL FUND								
8	FUND 199					BUDGETED	EXPENDED	ENCUMBERED/ ACCRUED	BALANCE
9									
10									
11									
12	TRANSFER OUT					185,902.00	185,152.00	0.00	750.00
13									
14									
15									
16	PAYROLL					7,277,898.00	7,201,607.00	0.00	76,291.00
17	TOTAL					7,277,898.00	7,201,607.00	0.00	76,291.00
18									
19	FINGERPRINTING-HS					0.00	0.00	0.00	0.00
20	FINGERPRINTING-MS					0.00	0.00	0.00	0.00
21	FINGERPRINTING-PS					45.70	45.70	0.00	0.00
22	FINGERPRINTING-ES					0.00	0.00	0.00	0.00
23	CONT SERV-CIS-HS					0.00	0.00	0.00	0.00
24	STUDENT TUTION-HS					0.00	0.00	0.00	0.00
25	COMPUTER AND COPIER REPAIR/MAINT-HS					4,000.00	4,000.00	0.00	0.00
26	COMPUTER AND COPIER REPAIR/MAINT-MS					5,145.00	5,145.00	0.00	0.00
27	COMPUTER AND COPIER REPAIR/MAINT-PS					4,000.00	4,000.00	0.00	0.00
28	COMPUTER AND COPIER REPAIR/MAINT-ES					4,000.00	4,000.00	0.00	0.00
29	GENERAL REPAIR-HS					0.00	0.00	0.00	0.00
30	CONTRACTED SERVICE-DRAMA					0.00	0.00	0.00	0.00
31	BAND INSTRUMENT REPAIR-HS					4,950.00	4,946.90	0.00	3.10
32	BAND INSTRUMENT REPAIR-MS					3,375.00	3,372.00	0.00	3.00
33	REPAIR-HS-SCIENCE					0.00	0.00	0.00	0.00
34	REPAIR-MS-SCIENCE					0.00	0.00	0.00	0.00
35	PHOTOGRAPHY REPAIR/MAINT-HS					0.00	0.00	0.00	0.00
36	REPAIR-CAREER & TECH-HS					0.00	0.00	0.00	0.00
37	VO AG-MAINT-HS					0.00	0.00	0.00	0.00
38	HOMEMAKING MAINT-HS					0.00	0.00	0.00	0.00
39	AUTO MECH MAINT-HS					427.00	413.98	0.00	13.02
40	LEASE/RENTAL-VOC AG					375.00	375.00	0.00	0.00
41	LEASE/RENTAL-AUTO MECHANICS					523.00	523.00	0.00	0.00
42	REPAIR-MS-SP ED					0.00	0.00	0.00	0.00
43	RENTAL DRIVER'S ED-HS					0.00	0.00	0.00	0.00
44	CONT-SERV-COMPUTERS-HS					3,900.00	3,368.18	0.00	531.82
45	CONT SERV-COMPUTERS-HS C/T					0.00	0.00	0.00	0.00
46	CONT SERV-COMPUTERS-HS ALLOTMENT					34,800.00	34,754.67	0.00	45.33
47	CONT-SERV-COMPUTERS-HS-ESL					0.00	0.00	0.00	0.00
48	CONT SERV-COMPUTERS-MS					10,000.00	9,448.66	0.00	551.34
49	CONT SERV-COMPUTERS-MS-ST COMP					0.00	0.00	0.00	0.00
50	CONT SERV-COMPUTERS-MS-ESL					0.00	0.00	0.00	0.00

	A	B	C	D	E	F	G	H	I
51	CONT SERV-COMPUTERS-PS					18,300.00	17,930.79	0.00	369.21
52	CONT SERV-COMPUTERS-PS ESL					0.00	0.00	0.00	0.00
53	CONT SERV-COMPUTERS-PS-ST COMP					0.00	0.00	0.00	0.00
54	CONT SERV-COMPUTERS- ES					13,500.00	12,923.94	0.00	576.06
55	CONT SERV-COMPUTERS-ES-ESL					0.00	0.00	0.00	0.00
56	CONT SERV-COMPUTERS-ES-ST COMP					0.00	0.00	0.00	0.00
57	CONT SERV-TECHNOLOGY-HS					1,850.00	1,740.95	0.00	109.05
58	CONT SERV-TECHNOLOGY-MS					1,400.00	1,346.92	0.00	53.08
59	CONT SERV-TECHNOLOGY-PS					300.00	225.00	0.00	75.00
60	CONT SERV-TECHNOLOGY-ES					500.00	443.99	0.00	56.01
61	TOTAL					111,390.70	109,004.68	0.00	2,386.02
62									
63	INST SUPPLIES-HS					9,500.00	9,099.87	0.00	400.13
64	INST SUPPLIES-HS-G/T					0.00	0.00	0.00	0.00
65	INST SUPPLIES-HS-ESL					0.00	0.00	0.00	0.00
66	INST SUPPLIES-HS-ST COMP					600.00	559.02	0.00	40.98
67	INST SUPPLIES-HS-ENTENDED DAY					0.00	0.00	0.00	0.00
68	INST SUPPLIES-HS ALLOTMENT					500.00	311.50	0.00	188.50
69	INST SUPPLIES-MS					10,000.00	9,667.70	0.00	332.30
70	INST SUPPLIES-MS-G/T					2,861.67	2,834.35	0.00	27.32
71	INST SUPPLIES-MS-ESL					300.00	250.33	0.00	49.67
72	INST SUPPLIES-MS-ST COMP					1,500.00	1,466.48	0.00	33.52
73	INST SUPPLIES-MS-EXTENDED DAY					0.00	0.00	0.00	0.00
74	INST SUPPLIES-PS					14,000.00	13,674.21	0.00	325.79
75	INST SUPPLIES-PS-G/T					0.00	0.00	0.00	0.00
76	INST SUPPLIES-PS-ESL					0.00	0.00	0.00	0.00
77	INST SUPPLIES-PS-ST COMP					0.00	0.00	0.00	0.00
78	INST SUPPLIES-PS-AFTER SCHOOL					0.00	0.00	0.00	0.00
79	INST SUPPLIES-ES					13,000.00	12,344.88	0.00	655.12
80	INST SUPPLIES-ES-G/T					7,980.85	7,980.32	0.00	0.53
81	INST SUPPLIES-ES-ESL					200.00	111.70	0.00	88.30
82	INST SUPPLIES-ES-ST COMP					900.00	871.92	0.00	28.08
83	INST SUPPLIES-ES-AFTER SCHOOL					0.00	0.00	0.00	0.00
84	IST SUPPLIES-CURRICULUM-ES					0.00	0.00	0.00	0.00
85	SUPPLIES-DISTRICT					0.00	0.00	0.00	0.00
86	GENERAL SUPPLIES-HS					0.00	0.00	0.00	0.00
87	GENERAL SUPPLIES-MS					0.00	0.00	0.00	0.00
88	GENERAL SUPPLIES-PS					0.00	0.00	0.00	0.00
89	GENERAL SUPPLIES-ES					0.00	0.00	0.00	0.00
90	ENGLISH-HS					2,056.89	2,056.89	0.00	0.00
91	ENGLISH-MS					1,970.00	1,945.11	0.00	24.89
92	SPEECH-HS					0.00	0.00	0.00	0.00
93	SPEECH-MS					0.00	0.00	0.00	0.00
94	JOURNALISM-HS					300.00	300.00	0.00	0.00
95	JOURNALISM-MS					0.00	0.00	0.00	0.00
96	DRAMA-HS					200.00	120.88	0.00	79.12
97	DRAMA-MS					0.00	0.00	0.00	0.00
98	READING-MS					0.00	0.00	0.00	0.00
99	SPANISH-HS					0.00	0.00	0.00	0.00

	A	B	C	D	E	F	G	H	I
100	BAND-HS					10,370.46	10,269.35	0.00	101.11
101	CHOIR-HS					650.00	607.33	0.00	42.67
102	BAND-MS					7,043.42	6,940.84	0.00	102.58
103	CHOIR-MS					0.00	0.00	0.00	0.00
104	HISTORY-HS					0.00	0.00	0.00	0.00
105	HISTORY-MS					500.00	480.71	0.00	19.29
106	MATH-HS					5,600.00	5,598.75	0.00	1.25
107	MATH-MS					2,200.53	2,200.53	0.00	0.00
108	ART-HS					895.00	865.54	0.00	29.46
109	ART-MS					1,000.00	998.60	0.00	1.40
110	ART-PS					2,100.00	2,094.56	0.00	5.44
111	ART-ES					325.00	318.32	0.00	6.68
112	SCIENCE-HS					14,445.01	14,363.41	0.00	81.60
113	SCIENCE-MS					1,700.00	1,694.79	0.00	5.21
114	SCIENCE-ES					1,600.00	1,538.11	0.00	61.89
115	MUSIC-PS					0.00	0.00	0.00	0.00
116	MUSIC-ES					330.00	326.77	0.00	3.23
117	PE-HS					250.00	241.11	0.00	8.89
118	PE-MS					750.00	750.00	0.00	0.00
119	PE-PS					754.72	752.29	0.00	2.43
120	PE-ES					1,181.22	1,181.22	0.00	0.00
121	INST HEALTH-HS					0.00	0.00	0.00	0.00
122	BUSINESS DEPT-HS					418.08	401.44	0.00	16.64
123	KEYBOARDING-MS					500.00	495.30	0.00	4.70
124	HEALTH-HS					0.00	0.00	0.00	0.00
125	SIXTH GRADE-MS					0.00	0.00	0.00	0.00
126	KINDERGARTEN-PS					3,700.00	3,568.72	0.00	131.28
127	FIRST GRADE-PS					3,700.00	3,481.40	0.00	218.60
128	SECOND GRADE-PS					4,050.00	3,673.37	0.00	376.63
129	PRE-K/HEAD START-PS					1,370.00	1,194.20	0.00	175.80
130	THIRD GRADE-ES					2,493.40	2,216.56	0.00	276.84
131	FOURTH GRADE-ES					2,000.00	1,906.30	0.00	93.70
132	FIFTH GRADE-ES					2,600.00	2,560.46	0.00	39.54
133	COMPUTER LAB-MS					612.95	584.88	0.00	28.07
134	COMPUTER LAB-PS					450.00	431.80	0.00	18.20
135	COMPUTER LAB-ES					300.00	277.43	0.00	22.57
136	CAREER & TECH-HS					0.00	0.00	0.00	0.00
137	VO AGRICULTURE-HS					2,905.71	2,890.11	0.00	15.60
138	HOMEMAKING-HS					1,950.00	1,919.48	0.00	30.52
139	AUTO MECH-HS					2,900.00	2,896.63	0.00	3.37
140	D E -HS					976.21	964.85	0.00	11.36
141	SPEECH THERAPY-PS					0.00	0.00	0.00	0.00
142	SPEECH THERAPY-ES					0.00	0.00	0.00	0.00
143	CONTENT MASTERY-HS					0.00	0.00	0.00	0.00
144	SPECIAL ED-HS					800.00	780.80	0.00	19.20
145	SPECIAL ED-MS					1,800.00	1,790.01	0.00	9.99
146	SPECIAL ED-PS					1,757.96	1,660.28	0.00	97.68
147	SPECIAL ED-ES					2,040.26	2,040.26	0.00	0.00
148	SUPPLIES-HS-SCIENCE-RENOVATIONS					0.00	0.00	0.00	0.00
149	SUPPLIES-TECHNOLOGY-HS**					16,500.00	15,917.55	0.00	582.45
150	SUPPLEIS-TECHNOLOGY-HS C/T					0.00	0.00	0.00	0.00

	A	B	C	D	E	F	G	H	I
151	SUPPLIES-TECHNOLOGY-MS**					16,000.00	15,242.58	0.00	757.42
152	SUPPLIES-TECHNOLOGY-PS**					16,000.00	15,464.58	0.00	535.42
153	SUPPLIES-TECHNOLOGY-ES**					16,000.00	15,242.60	0.00	757.40
154	TOTAL					219,389.34	212,418.98	0.00	6,970.36
155									
156	GENERAL TRAVEL-HS					0.00	0.00	0.00	0.00
157	TRAVEL-BUSINESS-HS					300.00	292.46	0.00	7.54
158	TRAVEL-DRAFTING-HS					0.00	0.00	0.00	0.00
159	TRAVEL-VO AG-HS					3,000.00	2,742.35	0.00	257.65
160	TRAVEL-HOMEMAKING-HS					1,700.00	1,522.79	0.00	177.21
161	TRAVEL-AUTO MECH-HS					0.00	0.00	0.00	0.00
162	TRAVEL-DE-HS					0.00	0.00	0.00	0.00
163	TRAVEL-SP ED-NON EMPLOYEE					0.00	0.00	0.00	0.00
164	FEE/DUES-ES					0.00	0.00	0.00	0.00
165	GRADUATION EXPENSE					2,800.00	2,751.65	0.00	48.35
166	TOTAL					7,800.00	7,309.25	0.00	490.75
167									
168	VECHILE-VO AG					0.00	0.00	0.00	0.00
169	EQUIP/FURN>5,000-VO AG					0.00	0.00	0.00	0.00
170	FURN/EQUIP-HS					3,495.59	3,495.59	0.00	0.00
171	FURN/EQUIP-C/T					0.00	0.00	0.00	0.00
172	FURN/EQUIP-HS ALLOTMENT					950.00	950.00	0.00	0.00
173	FURN/EQUIP-MS					914.00	914.00	0.00	0.00
174	FURN/EQUIP-MS-ST COMP					5,739.19	5,739.19	0.00	0.00
175	FURN/EQUIP-PS					4,178.92	4,178.92	0.00	0.00
176	FURN/EQUIP-ES					4,593.32	4,593.32	0.00	0.00
177	FURN/EQUIP-DISTRICT WIDE					0.00	0.00	0.00	0.00
178	FURN/EQUIP-HS-ENGLISH					0.00	0.00	0.00	0.00
179	FURN/EQUIP-DRAMA					0.00	0.00	0.00	0.00
180	FURN/EQUIP-MS-READING					0.00	0.00	0.00	0.00
181	FURN/EQUIP-SPANISH					0.00	0.00	0.00	0.00
182	BAND INSTRUMENTS-HS					33,511.09	33,511.09	0.00	0.00
183	FURN/EQUIP-HS CHOIR					0.00	0.00	0.00	0.00
184	BAND INSTRUMENTS-MS					14,364.00	14,364.00	0.00	0.00
185	FURN/EQUIP-HS HISTORY					0.00	0.00	0.00	0.00
186	FURN/EQUIP-MS-HISTORY					0.00	0.00	0.00	0.00
187	FURN/EQUIP-HS-MATH					300.00	300.00	0.00	0.00
188	FURN/EQUIP-MS-MATH					0.00	0.00	0.00	0.00
189	FURN/EQUIP-HS-SCIENCE					1,143.98	1,143.98	0.00	0.00
190	FURN/EQUIP-MS-SCIENCE					623.38	623.38	0.00	0.00
191	FURN/EQUIP-PS-MUSIC					0.00	0.00	0.00	0.00
192	FURN/EQUIP-ES-MUSIC					0.00	0.00	0.00	0.00
193	FURN/EQUIP-PS-PE					0.00	0.00	0.00	0.00
194	FURN/EQUIP-ES-PE					0.00	0.00	0.00	0.00
195	FURN/EQUIP-KEYBOARDING-MS					0.00	0.00	0.00	0.00
196	FURN/EQUIP-PS-PRE-K					0.00	0.00	0.00	0.00
197	FURN/EQUIP-PS-KINDERGARTEN					0.00	0.00	0.00	0.00
198	FURN/EQUIP-PS-FIRST GRADE					0.00	0.00	0.00	0.00
199	FURN/EQUIP-PS-SECOND GRADE					0.00	0.00	0.00	0.00
200	FURN/EQUIP-HEAD START					0.00	0.00	0.00	0.00
201	FURN/EQUIP-ES-THIRD GRADE					396.58	396.58	0.00	0.00

	A	B	C	D	E	F	G	H	I
202	FURN/EQUIP-ES-FOURTH GRADE					934.53	934.53	0.00	0.00
203	FURN/EQUIP-ES-FIFTH GRADE					946.68	946.68	0.00	0.00
204	FURN/EQUIP-HS-CAREER/TECH					0.00	0.00	0.00	0.00
205	FURN/EQUIP-VO AG					0.00	0.00	0.00	0.00
206	FURN/EQUIP-DE					4,116.48	4,116.48	0.00	0.00
207	FURN-EQUIP-HS-AUTO MECH					0.00	0.00	0.00	0.00
208	FURN/EQUIP-PS-SPEECH					0.00	0.00	0.00	0.00
209	FURN/EQUIP-HS-SP ED					0.00	0.00	0.00	0.00
210	FURN/EQUIP-MS-SP ED					0.00	0.00	0.00	0.00
211	FURN/EQUIP-PS-SP ED					0.00	0.00	0.00	0.00
212	FURN/EQUIP-ES-SP ED					156.19	156.19	0.00	0.00
213	FURN/EQUIP-HS-SCIENCE-RENOVATIONS					0.00	0.00	0.00	0.00
214	FURN/EQUIP-HS TECHNOLOGY**					52,360.00	52,360.00	0.00	0.00
215	FURN/EQUIP-HS-C/T					0.00	0.00	0.00	0.00
216	FURN/EQUIP-HS-ST COMP					0.00	0.00	0.00	0.00
217	FURN/EQUIP-MS TECHNOLOGY**					0.00	0.00	0.00	0.00
218	FURN/EQUIP-PS TECHNOLOGY**					0.00	0.00	0.00	0.00
219	FURN/EQUIP-ES TECHNOLOGY**					0.00	0.00	0.00	0.00
220	FURN/EQUIP-ES-ST COMP					0.00	0.00	0.00	0.00
221	TOTAL					128,723.93	128,723.93	0.00	0.00
222									
223	TOTAL INSTRUCTION					7,745,201.97	7,659,063.84	0.00	86,138.13
224									
225									
226									
227	SALARY					171,061.00	170,093.46	0.00	967.54
228	TOTAL					171,061.00	170,093.46	0.00	967.54
229									
230	CONTRACTED SERVICES-HS					1,169.00	1,088.50	0.00	80.50
231	CONTRACTED SERVICES-MS					1,140.00	1,088.50	0.00	51.50
232	CONTRACTED SERVICES-PS					1,400.00	1,338.49	0.00	61.51
233	CONTRACTED SERVICES-ES					1,400.00	1,338.49	0.00	61.51
234	TOTAL					5,109.00	4,853.98	0.00	255.02
235									
236	MAGAZINES/BOOKS-HS					10,050.00	10,031.31	0.00	18.69
237	MAGAZINES/BOOKS-MS					7,025.00	7,010.74	0.00	14.26
238	MAGAZINES/BOOKS-PS					6,100.00	6,015.76	0.00	84.24
239	MAGAZINES/BOOKS-ES					5,800.00	5,727.43	0.00	72.57
240	AUDIO VISUAL & OTHER INST SUPPLY-HS					250.00	240.00	0.00	10.00
241	AUDIO VISUAL & OTHER INST SUPPLY-MS					775.00	722.07	0.00	52.93
242	AUDIO VISUAL & OTHER INST SUPPLY-PS					800.00	723.40	0.00	76.60
243	AUDIO VISUAL & OTHER INST SUPPLY-ES					600.00	576.13	0.00	23.87
244	TOTAL					31,400.00	31,046.84	0.00	353.16
245									
246	TRAVEL-HS					1,375.00	1,368.88	0.00	6.12
247	TRAVEL-MS					100.00	99.00	0.00	1.00
248	TRAVEL-PS					100.00	99.00	0.00	1.00
249	TRAVEL-ES					1,375.00	1,368.88	0.00	6.12
250	FEES/DUES-HS					500.00	500.00	0.00	0.00
251	TOTAL					3,450.00	3,435.76	0.00	14.24

12-LIBRARY

	A	B	C	D	E	F	G	H	I
252									
253	FURN/EQUIP-HS					0.00	0.00	0.00	0.00
254	FURN/EQUIP-MS					0.00	0.00	0.00	0.00
255	FURN/EQUIP-PS					0.00	0.00	0.00	0.00
256	FURN/EQUIP-ES					0.00	0.00	0.00	0.00
257	TOTAL					0.00	0.00	0.00	0.00
258									
259	TOTAL LIBRARY					211,020.00	209,430.04	0.00	1,589.96
260									
261									
262									
263	DEPARTMENT HEAD/JUDGE TRUST					14,154.00	14,015.02	0.00	138.98
264	TOTAL					14,154.00	14,015.02	0.00	138.98
265									
266	CONTRACTED STAFF DEVELOPMENT-HS ALLO					0.00	0.00	0.00	0.00
267	CONTRACTED STAFF-DEVELOPMENT					13,941.00	13,528.00	0.00	413.00
268	STAFF DEVELOPMENT-REGION VII					7,600.00	7,420.00	0.00	180.00
269	STAFF DEVELOPMENT-G/T-REGION VII					11,000.00	11,000.00	0.00	0.00
270	STAFF DEVELOPMENT-CT-REGION VII					4,119.00	4,119.00	0.00	0.00
271	TOTAL					36,660.00	36,067.00	0.00	593.00
272									
273	SUPPLIES-IN SERVICE					600.00	497.49	0.00	102.51
274	TOTAL					600.00	497.49	0.00	102.51
275									
276	TRAVEL-HS-REG					1,158.05	1,091.61	0.00	66.44
277	TRAVEL-HS-VOC					1,752.45	1,749.93	0.00	2.52
278	TRAVEL-HS-SP ED					0.00	0.00	0.00	0.00
279	TRAVEL-HS-ST COMP					0.00	0.00	0.00	0.00
280	TRAVEL-HS-ESL					0.00	0.00	0.00	0.00
281	TRAVEL-HS ALLOTMENT					5,933.00	5,658.14	0.00	274.86
282	TRAVEL-MS-REG					1,630.00	1,465.17	0.00	164.83
283	TRAVEL-MS-SP ED					100.00	100.00	0.00	0.00
284	TRAVEL-MS-ST COMP					0.00	0.00	0.00	0.00
285	TRAVEL-MS-ESL					390.00	390.00	0.00	0.00
286	TRAVEL-PS-REG					1,953.50	1,421.61	0.00	531.89
287	TRAVEL-PS-G/T					10.00	10.00	0.00	0.00
288	TRAVEL-PS-SP ED					85.00	50.00	0.00	35.00
289	TRAVEL-PS-ST COMP					51.50	51.50	0.00	0.00
290	TRAVEL-ES-REG					1,233.00	1,227.78	0.00	5.22
291	TRAVEL-ES-G/T					57.00	57.00	0.00	0.00
292	TRAVEL-ES-SP ED					50.00	50.00	0.00	0.00
293	TRAVEL ES-ESL					0.00	0.00	0.00	0.00
294	TRAVEL-ALL SCHOOLS					0.00	0.00	0.00	0.00
295	TRAVEL -TECHNOLOGY					5,700.00	5,645.17	0.00	54.83
296	MISC OPERATING-HS-REG					894.50	802.00	0.00	92.50
297	MISC OPERATING-HS-SP ED					0.00	0.00	0.00	0.00
298	MISC OPERATING-HS-VOC					0.00	0.00	0.00	0.00
299	MISC OEPRATING-HS-G/T					0.00	0.00	0.00	0.00
300	MISC OPERATING-MS-REG					0.00	0.00	0.00	0.00
301	MISC OPERATING-MS-G/T					0.00	0.00	0.00	0.00

	A	B	C	D	E	F	G	H	I
302	MISC OPERATING-MS-SP ED					0.00	0.00	0.00	0.00
303	MISC OPERATING-MS-ESL					0.00	0.00	0.00	0.00
304	MISC OPERATING-PS-REG					100.00	100.00	0.00	0.00
305	MISC OPERATING-PS-SP ED					0.00	0.00	0.00	0.00
306	MISC OPERATING-PS-ST COMP					0.00	0.00	0.00	0.00
307	MISC OPERATING-PS-ESL					0.00	0.00	0.00	0.00
308	MISC OPERATING-ES-REG					0.00	0.00	0.00	0.00
309	MISC OPERATING-ES-G/T					0.00	0.00	0.00	0.00
310	MISC OPERATING-ES-SP ED					0.00	0.00	0.00	0.00
311	MISC OPERATING-ES-ESL					360.00	360.00	0.00	0.00
312	TOTAL					21,458.00	20,229.91	0.00	1,228.09
313									
314	TOTAL STAFF DEVELOPMENT					72,872.00	70,809.42	0.00	2,062.58
315									
316									
317									
318	PAYROLL					83,087.00	82,399.61	0.00	687.39
319	TOTAL					83,087.00	82,399.61	0.00	687.39
320									
321	CONTRACTED SERVICE					0.00	0.00	0.00	0.00
322									
323	SUPPLIES					315.00	257.06	0.00	57.94
324									
325	TRAVEL					2,300.00	2,123.18	0.00	176.82
326	DUES					260.00	255.00	0.00	5.00
327	TOTAL					2,560.00	2,378.18	0.00	181.82
328									
329	FURN/EQUIP					285.00	285.00	0.00	0.00
330									
331	TOTAL INSTRUCTIONAL LEADERSHIP					86,247.00	85,319.85	0.00	927.15
332									
333									
334	PAYROLL					769,922.50	764,271.50	0.00	5,651.00
335	TOTAL					769,922.50	764,271.50	0.00	5,651.00
336									
337	PRINTING-HS					1,000.00	740.98	0.00	259.02
338	PRINTING-MS					2,100.00	1,870.38	0.00	229.62
339	PRINTING-PS					900.00	606.75	0.00	293.25
340	PRINTING-ES					1,000.00	740.95	0.00	259.05
341	TOTAL					5,000.00	3,959.06	0.00	1,040.94
342									
343	SUPPLIES-HS					650.00	625.52	0.00	24.48
344	SUPPLIES-MS					1,500.00	1,469.58	0.00	30.42
345	SUPPLIES-PS					1,230.00	1,199.31	0.00	30.69
346	SUPPLIES-ES					2,500.00	2,386.31	0.00	113.69
347	DISTRICT EXPENSES-HS					1,140.00	1,089.20	0.00	50.80
348	DISTRICT EXPENSES-MS					700.00	645.06	0.00	54.94
349	DISTRICT EXPENSES-PS					790.00	736.80	0.00	53.20
350	DISTRICT EXPENSES-ES					575.00	525.05	0.00	49.95
351	POSTAGE-HS					3,987.05	3,944.10	0.00	42.95

	A	B	C	D	E	F	G	H	I
352	POSTAGE-MS					3,012.95	3,012.95	0.00	0.00
353	POSTAGE-PS					1,500.00	1,500.00	0.00	0.00
354	POSTAGE-ES					1,500.00	1,500.00	0.00	0.00
355	TOTAL					19,085.00	18,633.88	0.00	451.12
356									
357	TRAVEL-HS					2,200.00	2,107.77	0.00	92.23
358	TRAVEL-MS					3,100.00	3,081.80	0.00	18.20
359	TRAVEL-PS					1,990.00	1,934.27	0.00	55.73
360	TRAVEL-ES					1,465.00	1,460.55	0.00	4.45
361	BONDING-HS					0.00	0.00	0.00	0.00
362	TRAVEL-ALL SCHOOLS					0.00	0.00	0.00	0.00
363	DUES-HS					420.00	420.00	0.00	0.00
364	DUES-MS					420.00	420.00	0.00	0.00
365	DUES-PS					1,056.00	1,056.00	0.00	0.00
366	DUES-ES					323.00	323.00	0.00	0.00
367	TOTAL					10,974.00	10,803.39	0.00	170.61
368									
369	FURN/EQUIP-HS					0.00	0.00	0.00	0.00
370	FURN/EQUIP-MS					0.00	0.00	0.00	0.00
371	FURN/EQUIP-PS					0.00	0.00	0.00	0.00
372	FURN/EQUIP-ES					0.00	0.00	0.00	0.00
373	TOTAL					0.00	0.00	0.00	0.00
374									
375	TOTAL SCHOOL ADMINISTRATION					804,981.50	797,667.83	0.00	7,313.67
376									
377									
378									
379	PAYROLL					269,056.00	268,083.48	0.00	972.52
380	TOTAL					269,056.00	268,083.48	0.00	972.52
381									
382	REGION VII ESC					1,500.00	1,500.00	0.00	0.00
383	TEST SCORING-HS					0.00	0.00	0.00	0.00
384	TEST SCORING-MS					0.00	0.00	0.00	0.00
385	TEST SCORING-PS					0.00	0.00	0.00	0.00
386	TEST SCORING-ES					0.00	0.00	0.00	0.00
387	TOTAL					1,500.00	1,500.00	0.00	0.00
388									
389	TEST MATERIALS-HS					0.00	0.00	0.00	0.00
390	TEST MATERIALS-MS					274.13	274.13	0.00	0.00
391	TEST MATERIALS-PS					650.00	629.42	0.00	20.58
392	TEST MATERIALS-ES					0.00	0.00	0.00	0.00
393	SUPPLIES-HS					450.00	405.43	0.00	44.57
394	SUPPLIES-MS					500.00	474.04	0.00	25.96
395	SUPPLIES-PS					150.00	108.75	0.00	41.25
396	SUPPLIES-ES					700.00	672.68	0.00	27.32
397	COLLEGE FAIR-HS					0.00	0.00	0.00	0.00
398	TOP TEN BANQUET					855.00	854.39	0.00	0.61
399	POSTAGE-HS					250.00	250.00	0.00	0.00
400	POSTAGE-MS					250.00	250.00	0.00	0.00
401	TOTAL					4,079.13	3,918.84	0.00	160.29

31-COUNSELING

	A	B	C	D	E	F	G	H	I
402									
403	TRAVEL-HS					1,098.00	1,058.39	0.00	39.61
404	TRAVEL-MS					1,401.00	1,350.90	0.00	50.10
405	TRAVEL-PS					0.00	0.00	0.00	0.00
406	TRAVEL-ES					1,380.00	1,328.37	0.00	51.63
407	TRAVEL-ES-TSII					0.00	0.00	0.00	0.00
408	MEMBERSHIP/DUES-HS					201.00	201.00	0.00	0.00
409	MEMBERSHIP/DUES-MS					129.00	129.00	0.00	0.00
410	MEMBERSHIP/DUES-PS					0.00	0.00	0.00	0.00
411	MEMBERSHIP/DUES-ES					130.00	130.00	0.00	0.00
412	FEES & DUES-COLLEGE FAIR-HS					0.00	0.00	0.00	0.00
413	FEES-PS-STUDENTS					0.00	0.00	0.00	0.00
414	TOTAL					4,339.00	4,197.66	0.00	141.34
415									
416	FURNITURE-HS					225.00	198.76	0.00	26.24
417	FURNITURE-MS					0.00	0.00	0.00	0.00
418	FURNITURE-PS					0.00	0.00	0.00	0.00
419	TOTAL					225.00	198.76	0.00	26.24
420									
421	TOTAL COUNSELING					279,199.13	277,898.74	0.00	1,300.39
422									
423									
424									
425	PAYROLL					111,787.00	110,591.84	0.00	1,195.16
426	TOTAL					111,787.00	110,591.84	0.00	1,195.16
427									
428	CONT SERVICES-FINGERPRINTING					0.00	0.00	0.00	0.00
429	CONT SERVICES-NURSING-HS					0.00	0.00	0.00	0.00
430	CONT SERVICES-NURSING-MS					0.00	0.00	0.00	0.00
431	CONT SERVICES-NURSING-PS					0.00	0.00	0.00	0.00
432	CONT SERVICES-NURSING-ES					0.00	0.00	0.00	0.00
433	CONT SERVICES-HS					100.00	100.00	0.00	0.00
434	CONT SERVICES-MS					100.00	100.00	0.00	0.00
435	CONT SERVICES-PS					100.00	100.00	0.00	0.00
436	CONT SERVICES-ES					100.00	100.00	0.00	0.00
437	TOTAL					400.00	400.00	0.00	0.00
438									
439	SUPPLIES-HS					900.00	811.67	0.00	88.33
440	SUPPLIES-MS					900.00	811.68	0.00	88.32
441	SUPPLIES-PS					900.00	811.67	0.00	88.33
442	SUPPLIES-ES					900.00	811.73	0.00	88.27
443	TOTAL					3,600.00	3,246.75	0.00	353.25
444									
445	TRAVEL-HS					100.00	67.38	0.00	32.62
446	TRAVEL-MS					100.00	67.37	0.00	32.63
447	TRAVEL-PS					100.00	67.38	0.00	32.62
448	TRAVEL-ES					100.00	67.37	0.00	32.63
449	TOTAL					400.00	269.50	0.00	130.50
450									
451	EQUIPMENT-HS					350.00	349.99	0.00	0.01

33-HEALTH SERVICES

	A	B	C	D	E	F	G	H	I
452	EQUIPMENT-MS					350.00	349.99	0.00	0.01
453	EQUIPMENT-PS					0.00	0.00	0.00	0.00
454	EQUIPMENT-ES					0.00	0.00	0.00	0.00
455	TOTAL					700.00	699.98	0.00	0.02
456									
457	TOTAL HEALTH SERVICE					116,887.00	115,208.07	0.00	1,678.93
458									
459									
460									
461	PAYROLL					207,509.50	206,696.43	0.00	813.07
462	TOTAL					207,509.50	206,696.43	0.00	813.07
463									
464	CONT SERVICES-PHYSICALS/DRUG TEST					4,500.00	2,402.70	0.00	2,097.30
465	CONT SERVICES-RECERTIFICATION					1,700.00	690.00	0.00	1,010.00
466	CONT SERVICES-REPAIR					21,000.00	16,886.32	0.00	4,113.68
467	TOTAL					27,200.00	19,979.02	0.00	7,220.98
468									
469	GAS,OIL,GREASE,TIRES					60,000.00	54,437.51	0.00	5,562.49
470	PARTS & SUPPLIES					40,500.00	31,342.74	0.00	9,157.26
471	TOTAL					100,500.00	85,780.25	0.00	14,719.75
472									
473	INSURANCE					10,950.00	10,841.00	0.00	109.00
474	MISC OPERATING COSTS					1,600.00	1,492.90	0.00	107.10
475	TOTAL					12,550.00	12,333.90	0.00	216.10
476									
477	BUSES					0.00	0.00	0.00	0.00
478	CAPITAL OUTLAY					0.00	0.00	0.00	0.00
479	FURN/EQUIP-TECHNOLOGY					0.00	0.00	0.00	0.00
480	TOTAL					0.00	0.00	0.00	0.00
481									
482	TOTAL STUDENT TRANSPORTATION					347,759.50	324,789.60	0.00	22,969.90
483									
484									
485									
486	CONTRACTED SERVICES-REPAIR					7,400.00	7,400.00	0.00	0.00
487									
488	TRANSFER OUT					0.00	0.00	0.00	0.00
489									
490	TOTAL FOOD SERVICE					7,400.00	7,400.00	0.00	0.00
491									
492									
493									
494									
495	PAYROLL					375,712.00	374,564.99	0.00	1,147.01
496	TOTAL					375,712.00	374,564.99	0.00	1,147.01
497									
498	DRUG TESTING-HS					2,235.00	2,226.00	0.00	9.00
499	DRUG TESTING-MS					875.00	868.00	0.00	7.00
500	DRUG DOGS-HS					580.00	562.50	0.00	17.50
501	DRUG DOGS-MS					130.00	112.50	0.00	17.50

	A	B	C	D	E	F	G	H	I
502	CONTRACTED ATHLETIC TRAINER					8,900.00	8,876.00	0.00	24.00
503	REPAIR ATHLETICS-HS					2,900.00	2,835.00	0.00	65.00
504	REPAIR-ATHLETICS-MS					0.00	0.00	0.00	0.00
505	RENTAL-DRAMA-HS					0.00	0.00	0.00	0.00
506	RENTAL-ATHLETICS					450.00	434.98	0.00	15.02
507	RENTAL-STADIUM/GYM					3,700.00	3,682.93	0.00	17.07
508	GAME OFFICIALS-HS					20,900.00	18,923.58	0.00	1,976.42
509	GAME OFFICIALS-MS					4,700.00	3,660.68	0.00	1,039.32
510	GAME WORKERS-HS					1,550.00	1,480.00	0.00	70.00
511	GAME WORKERS-MS					1,000.00	550.00	0.00	450.00
512	GAME CONTRACTS					0.00	0.00	0.00	0.00
513	CONTRACTED SERVICE-HS DRAMA					30.00	0.00	0.00	30.00
514	CONTRACTED SERVICE-MS-DRAMA					75.00	75.00	0.00	0.00
515	CONTRACTED SERVICE-HS-BAND					11,700.00	11,681.00	0.00	19.00
516	CONTRACTED SERVICE-MS-BAND					200.00	200.00	0.00	0.00
517	CONTRACTED SERVICE-HS-ATHLETICS					2,360.00	2,359.00	0.00	1.00
518	PRINTING					590.00	583.52	0.00	6.48
519	TOTAL					62,875.00	59,110.69	0.00	3,764.31
520									
521	ATHLETIC NEWSLETTER					160.00	160.00	0.00	0.00
522	UNIFORMS-FOOTBALL/BOYS BASKETBALL					4,700.00	4,652.00	0.00	48.00
523	DRAMA COSTUMES					0.00	0.00	0.00	0.00
524	BAND UNIFORMS					47,300.00	46,544.78	0.00	755.22
525	CHOIR UNIFORMS-HS					0.00	0.00	0.00	0.00
526	UIL SUPPLIES-HS					1,150.00	1,142.47	0.00	7.53
527	UIL SUPPLIES-MS					250.00	224.80	0.00	25.20
528	UIL SUPPLIES-PS					0.00	0.00	0.00	0.00
529	UIL SUPPLIES-ES					450.00	382.80	0.00	67.20
530	CHEERLEADERS-HS					0.00	0.00	0.00	0.00
531	CHEERLEADERS-MS					0.00	0.00	0.00	0.00
532	ALL ATHLETICS-HS					1,500.00	1,357.89	0.00	142.11
533	ALL ATHLETICS-MS					1,000.00	853.26	0.00	146.74
534	FOOTBALL-HS					21,500.00	21,356.69	0.00	143.31
535	FOOTBALL-MS					4,265.00	4,172.40	0.00	92.60
536	BASKETBALL-HS					3,300.00	3,202.51	0.00	97.49
537	BASKETBALL-MS					1,100.00	1,023.61	0.00	76.39
538	TRACK-HS					3,650.00	3,583.65	0.00	66.35
539	TRACK-MS					1,400.00	1,363.75	0.00	36.25
540	BASEBALL-HS					3,500.00	3,330.06	0.00	169.94
541	VOLLEYBALL-HS					4,150.00	4,127.75	0.00	22.25
542	VOLLEYBALL-MS					1,700.00	1,674.25	0.00	25.75
543	GIRLS BASKETBALL-HS					3,500.00	3,329.19	0.00	170.81
544	GIRLS BASKETBALL-MS					1,500.00	1,476.28	0.00	23.72
545	GIRLS TRACK-HS					3,000.00	2,927.50	0.00	72.50
546	GIRLS TRACK-MS					1,500.00	1,391.00	0.00	109.00
547	TENNIS-HS					1,500.00	1,500.00	0.00	0.00
548	GOLF-HS					500.00	446.10	0.00	53.90
549	WEIGHT TRAINING-HS					1,500.00	1,441.75	0.00	58.25
550	SOFTBALL-HS					4,000.00	3,926.00	0.00	74.00

	A	B	C	D	E	F	G	H	I
551	OFF SEASON-HS					5,550.00	5,520.00	0.00	30.00
552	OFF SEASON-MS					0.00	0.00	0.00	0.00
553	TRAINER SUPPLIES-HS					4,500.00	4,111.10	0.00	388.90
554	CROSS COUNTRY-HS					900.00	799.99	0.00	100.01
555	SOCCER-HS					1,600.00	1,596.75	0.00	3.25
556	TOTAL					130,625.00	127,618.33	0.00	3,006.67
557									
558	EMPLOYEE TRAVEL-DRAMA-HS					0.00	0.00	0.00	0.00
559	EMPLOYEE TRAVEL-BAND-HS					1,763.82	1,744.81	0.00	19.01
560	EMPLOYEE TRAVEL-CHOIR-HS					0.00	0.00	0.00	0.00
561	EMPLOYEE TRAVEL-BAND-MS					210.48	210.48	0.00	0.00
562	EMPLOYEE TRAVEL-MUSIC-ES					0.00	0.00	0.00	0.00
563	EMPLOYEE TRAVEL-ES-UIL					32.50	32.50	0.00	0.00
564	EMPLOYEE TRAVEL-ATHELTICS-HS					15,000.00	14,649.64	0.00	350.36
565	STUDENT MEALS/FEES-HS					0.00	0.00	0.00	0.00
566	STUDENT MEALS/FEES-MS					0.00	0.00	0.00	0.00
567	STUDENT MEALS/FEES-PS					0.00	0.00	0.00	0.00
568	STUDENT MEALS/FEES-ES					0.00	0.00	0.00	0.00
569	STUDENTS/REP DISTRICT-HS					516.00	516.00	0.00	0.00
570	STUDENTS/REP DISTRICT-MS					60.00	60.00	0.00	0.00
571	STUDENT TRAVEL-JOURNALISM-HS					291.25	291.25	0.00	0.00
572	STUDENT TRAVEL-DRAMA-HS					0.00	0.00	0.00	0.00
573	STUDENT TRAVEL-DRAMA-MS					0.00	0.00	0.00	0.00
574	STUDENT TRAVEL-BAND-HS					8,321.38	8,321.38	0.00	0.00
575	STUDENT TRAVEL-BAND-MS					1,868.76	1,866.26	0.00	2.50
576	STUDENT TRAVEL-CHOIR-HS					1,066.50	1,066.50	0.00	0.00
577	STUDENT TRAVEL-SCIENCE-HS					450.00	450.00	0.00	0.00
578	STUDENT TRAVEL-BUS CLUB-HS					2,479.00	2,479.00	0.00	0.00
579	STUDENT TRAVEL-VO AG					6,875.72	6,875.72	0.00	0.00
580	STUDENT TRAVEL-HOME ECO					4,803.48	4,803.48	0.00	0.00
581	STUDENT TRAVEL-DECA-HS					810.00	810.00	0.00	0.00
582	STUDENT TRAVEL-UIL-HS					380.00	380.00	0.00	0.00
583	STUDENT TRAVEL-UIL-MS					486.00	486.00	0.00	0.00
584	STUDENT TRAVEL-UIL-PS					0.00	0.00	0.00	0.00
585	STUDENT TRAVEL-UIL-ES					380.00	380.00	0.00	0.00
586	STUDENT TRAVEL-ACADEMICS-HS					0.00	0.00	0.00	0.00
587	STUDENT TRAVEL-ROPE TRICK-ES					0.00	0.00	0.00	0.00
588	STUDENT TRAVEL-ATHLETICS-HS					70.00	70.00	0.00	0.00
589	STUDENT TRAVEL-ATHLETICS-MS					0.00	0.00	0.00	0.00
590	STUDENT TRAVEL-HS-FOOTBALL					8,450.00	7,701.25	0.00	748.75
591	STUDENT TRAVEL-MS-FOOTBALL					2,000.00	1,665.00	0.00	335.00
592	STUDENT TRAVEL-HS BASKETBALL					2,000.00	1,559.55	0.00	440.45
593	STUDENT TRAVEL-MS BASKETBALL					1,000.00	938.69	0.00	61.31
594	STUDENT TRAVEL-HS TRACK					3,050.00	2,989.48	0.00	60.52
595	STUDENT TRAVEL-MS TRACK					800.00	554.00	0.00	246.00
596	STUDENT TRAVEL-HS BASEBALL					800.00	470.57	0.00	329.43
597	STUDENT TRAVEL-HS VOLLEYBALL					2,376.00	2,100.90	0.00	275.10
598	STUDENT TRAVEL-MS VOLLEYBALL					1,500.00	1,386.00	0.00	114.00

	A	B	C	D	E	F	G	H	I
599	STUDENT TRAVEL-HS GIRLS BASKETBALL					1,300.00	1,194.65	0.00	105.35
600	STUDENT TRAVEL-MS GIRLS BASKETBALL					900.00	810.00	0.00	90.00
601	STUDENT TRAVEL-HS FIRLS TRACK					1,600.00	1,533.18	0.00	66.82
602	STUDENT TRAVEL-MS GIRLS TRACK					800.00	679.90	0.00	120.10
603	STUDENT TRAVEL-HS TENNIS					250.00	127.00	0.00	123.00
604	STUDENT TRAVEL-HS GOLF					250.00	88.23	0.00	161.77
605	STUDENT TRAVEL-HS WEIGHT LIFTING					300.00	159.00	0.00	141.00
606	STUDENT TRAVEL-HS SOFTBALL					1,400.00	1,275.83	0.00	124.17
607	STUDENT TRAVEL-HS CROSS COUNTRY					300.00	241.54	0.00	58.46
608	TRAVEL-NON EMPLOYEE-HS-BAND					0.00	0.00	0.00	0.00
609	STUDENT INSURANCE-HS					24,400.00	24,253.00	0.00	147.00
610	STUDENT INSURANCE-MS					24,400.00	24,253.00	0.00	147.00
611	DUES-JOURNALISM-HS					75.00	75.00	0.00	0.00
612	DUES-BAND-HS					100.00	100.00	0.00	0.00
613	DUES-CHOIR-HS					0.00	0.00	0.00	0.00
614	DUES-BAND-MS					200.00	200.00	0.00	0.00
615	DUES-SCIENCE-HS					100.00	100.00	0.00	0.00
616	DUES-MUSIC-ES					0.00	0.00	0.00	0.00
617	DUES-ATHLETICS-HS					3,065.00	3,065.00	0.00	0.00
618	STUDENT ACTIVITY-HS					200.00	200.00	0.00	0.00
619	STUDENT ACTIVITY-MS					0.00	0.00	0.00	0.00
620	FEES & DUES-DRAMA-HS					150.00	150.00	0.00	0.00
621	FEES & DUES-DRAMA-MS					0.00	0.00	0.00	0.00
622	FEES & DUES-BAND-HS					5,479.50	5,479.50	0.00	0.00
623	FEES & DUES-CHOIR-HS					170.00	170.00	0.00	0.00
624	FEES & DUES-BAND-MS					2,370.00	2,370.00	0.00	0.00
625	FEES & DUES-CHOIR-MS					0.00	0.00	0.00	0.00
626	FEES-MUSIC-ES					0.00	0.00	0.00	0.00
627	FEES & DUES-BUS DEPT-HS					400.00	400.00	0.00	0.00
628	FEES & DUES-VO AG					1,217.00	1,217.00	0.00	0.00
629	FEES & DUES-HOME ECO					693.00	693.00	0.00	0.00
630	FEES & DUES-DE					275.00	275.00	0.00	0.00
631	UIL FEES-HS					3,969.00	3,969.00	0.00	0.00
632	UIL FEES-MS					374.98	374.98	0.00	0.00
633	UIL FEES-PS					0.00	0.00	0.00	0.00
634	UIL FEES-ES					0.00	0.00	0.00	0.00
635	ACADEMIC AWARDS-HS					0.00	0.00	0.00	0.00
636	ACADEMIC AWARDS-MS					150.00	150.00	0.00	0.00
637	ACADEMIC AWARDS-ES					0.00	0.00	0.00	0.00
638	JUMP ROPE FEES-ES					0.00	0.00	0.00	0.00
639	CHEERLEADER FEES-HS					0.00	0.00	0.00	0.00
640	CHEERLEADER FEES-MS					0.00	0.00	0.00	0.00
641	DRUM MAJOR/FLAGS FEES-HS					0.00	0.00	0.00	0.00
642	DEBATE FEES-HS					0.00	0.00	0.00	0.00
643	DRAMA AWARDS/JACKETS-HS					140.00	140.00	0.00	0.00
644	BAND AWARD/JACKETS-HS					2,467.95	2,467.95	0.00	0.00
645	CHOIR AWARDS/JACKETS-HS					0.00	0.00	0.00	0.00
646	BAND AWARDS-MS					0.00	0.00	0.00	0.00

	A	B	C	D	E	F	G	H	I
647	FEES & DUES-ATHLETICS-HS					17,300.00	15,239.46	0.00	2,060.54
648	FEES & DUES-ATHLETICS-MS					3,000.00	2,405.90	0.00	594.10
649	TROPHIES, MEDALS, RIBBONS-HS					3,950.00	3,939.20	0.00	10.80
650	TROPHIES, MEDALS, RIBBONS-MS					200.00	14.90	0.00	185.10
651	ATHLETICS AWARDS/JACKETS-HS					2,300.00	2,170.00	0.00	130.00
652	TOTAL					172,087.32	164,839.68	0.00	7,247.64
653									
654	EQUIPMENT-HS-FOOTBALL					0.00	0.00	0.00	0.00
655	EQUIPMENT-ALL ATHLETICS-HS					3,350.00	3,340.00	0.00	10.00
656	EQUIPMENT-ALL ATHLETICS-MS					42,010.00	41,975.42	0.00	34.58
657	EQUIPMENT-TRACK					0.00	0.00	0.00	0.00
658	TOTAL					45,360.00	45,315.42	0.00	44.58
659									
660	TOTAL COCURRICULAR/EXTRACURRICULAR					786,659.32	771,449.11	0.00	15,210.21
661									
662									
663	<i>41-GENERAL ADMINISTRATION</i>								
664	PAYROLL					396,413.00	394,188.05	0.00	2,224.95
665	TOTAL					396,413.00	394,188.05	0.00	2,224.95
666									
667	ATTORNEY FEES-SPEC ED					12,500.00	10,384.40	0.00	2,115.60
668	ATTORNEY FEES					5,700.00	2,229.31	0.00	3,470.69
669	AUDIT EXP					19,350.00	19,350.00	0.00	0.00
670	CONT-SERVICE-FINGERPRINTING					0.00	0.00	0.00	0.00
671	REGION VII ESC					4,200.00	4,167.00	0.00	33.00
672	COPIER REPAIR/MAINT					1,250.00	650.00	0.00	600.00
673	LEASE-EQUIP					2,868.00	2,868.00	0.00	0.00
674	PRINTING-SUPERINTENDENT					175.00	155.00	0.00	20.00
675	POLICY REVIEW-SCHOOL BOARD					900.00	900.00	0.00	0.00
676	PRINTING-TAX OFFICE					1,600.00	1,600.00	0.00	0.00
677	PRINTING-ADM					1,825.00	1,729.25	0.00	95.75
678	CONT SERVICE-FACILITY REVIEW					6,750.00	6,750.00	0.00	0.00
679	CONT SERVICE-TASB PAY PLAN					1,700.00	1,600.00	0.00	100.00
680	CONT SERVICE-SUPT SEARCH					6,986.30	6,986.30	0.00	0.00
681	TOTAL					65,804.30	59,369.26	0.00	6,435.04
682									
683	MAGAZINES					0.00	0.00	0.00	0.00
684	SUPPLIES-SUPERINTENDENT					500.00	216.71	0.00	283.29
685	SUPPLIES-SCHOOL BOARD					2,250.00	1,995.73	0.00	254.27
686	SUPPLIES-TAX OFFICE					2,700.00	2,639.80	0.00	60.20
687	SUPPLIES-ADMINISTRATION					3,450.00	3,142.39	0.00	307.61
688	SERVICE PINS					650.00	568.60	0.00	81.40
689	POSTAGE-TAX					1,500.00	1,500.00	0.00	0.00
690	POSTAGE-ADM					1,400.00	1,307.57	0.00	92.43
691	SUPPLIES-TECHNOLOGY**					0.00	0.00	0.00	0.00
692	TOTAL					12,450.00	11,370.80	0.00	1,079.20
693									
694	TRAVEL-SUPERINTENDENT					3,250.00	3,193.94	0.00	56.06
695	TRAVEL-TAX					600.00	575.20	0.00	24.80

	A	B	C	D	E	F	G	H	I
696	TRAVEL-BUS OFF					2,050.00	1,923.05	0.00	126.95
697	TRAVEL-SCHOOL BOARD					7,400.00	7,311.81	0.00	88.19
698	INSUR-SCHOOL BOARD					4,430.00	4,381.00	0.00	49.00
699	BONDING-TAX					325.00	321.00	0.00	4.00
700	BONDING-ADM					100.00	71.00	0.00	29.00
701	ELECTIONS					0.00	0.00	0.00	0.00
702	DUES-SUPERINTENDENT					520.00	520.00	0.00	0.00
703	DUES-SCHOOL BOARD					5,000.00	3,847.30	0.00	1,152.70
704	DUES-TAX COLLECTOR					400.00	380.00	0.00	20.00
705	DUES-SCHOOL WIDE					7,000.00	4,185.00	0.00	2,815.00
706	DUES-ADMIN OFFICE					4,625.00	4,375.00	0.00	250.00
707	MISC OPERATING-SUPERINTENDENT					750.00	25.00	0.00	725.00
708	MISC OPERATING-SCHOOL BOARD					4,500.00	4,162.39	0.00	337.61
709	MISC OPERATING-TAX OFFICE					0.00	0.00	0.00	0.00
710	MISC OPERATING-SCHOOL WIDE					4,000.00	2,100.00	0.00	1,900.00
711	MISC OPERATING-ADMIN					2,500.00	1,942.02	0.00	557.98
712	OTHER OPERATING COSTS-TAX REFUNDS					0.00	0.00	0.00	0.00
713	ADVER-TAX					700.00	688.80	0.00	11.20
714	ADVER-ADM					2,000.00	1,335.80	0.00	664.20
715	TECS FEES					0.00	0.00	0.00	0.00
716	TOTAL					50,150.00	41,338.31	0.00	8,811.69
717									
718	FURN/EQUIP-SUPERINTENDENT					2,790.00	2,789.00	0.00	1.00
719	FURN/EQUIP-SCHOOL BOARD					0.00	0.00	0.00	0.00
720	FURN/EQUIP-TECHNOLOGY**					2,235.00	2,231.34	0.00	3.66
721	TOTAL					5,025.00	5,020.34	0.00	4.66
722									
723	TOTAL GENERAL ADMINISTRATION					529,842.30	511,286.76	0.00	18,555.54
724									
725									
726									
727	PAYROLL					527,267.00	521,037.06	0.00	6,229.94
728	TOTAL					527,267.00	521,037.06	0.00	6,229.94
729									
730	BUILDING APPRAISAL					0.00	0.00	0.00	0.00
731	PRINTING					0.00	0.00	0.00	0.00
732	CONTRACTED SERVICES-PHYSICALS/DRUG					1,000.00	184.55	0.00	815.45
733	CONTRACTED SERVICES-ELECTRICAL					13,500.00	13,496.14	0.00	3.86
734	CONTRACTED SERVICES-EXTERMINATING					7,500.00	7,234.60	0.00	265.40
735	CONTRACTED SERVICES-GARBAGE					10,000.00	9,324.00	0.00	676.00
736	CONTRACTED SERVICES-HEAT/AIR					269,000.00	258,549.72	0.00	10,450.28
737	CONTRACTED SERVICES-GENERAL					25,625.00	21,501.82	0.00	4,123.18
738	CONTRACTED SERVICES-FOOTBALL/BASEBAL					10,000.00	9,790.00	0.00	210.00
739	CONTRACTED SERVICES-GYM FLOORS					7,100.00	6,631.00	0.00	469.00
740	CONTRACTED SERVICES-SOUND SYS					12,600.00	12,500.84	0.00	99.16
741	CONTRACTED SERVICES-ROAD REPAIR					26,900.00	26,625.00	0.00	275.00
742	CONTRACTED SERVICES-FIRE EXT					9,000.00	5,565.32	0.00	3,434.68
743	CONTRACTED SERVICES-PLUMBING					4,000.00	3,399.29	0.00	600.71
744	CONTRACTED SERVICES-DST WIDE					10,750.00	10,750.00	0.00	0.00

	A	B	C	D	E	F	G	H	I
745	CONTRACTED SERVICES-ROOFING					0.00	0.00	0.00	0.00
746	CONTRACTED SERVICES-TECHNOLOGY**					0.00	0.00	0.00	0.00
747	PHONE-HS					1,650.00	1,634.32	0.00	15.68
748	PHONE-MS					650.00	437.87	0.00	212.13
749	PHONE-PS					700.00	437.87	0.00	262.13
750	PHONE-ES					700.00	437.87	0.00	262.13
751	PHONE-ADM					1,000.00	570.76	0.00	429.24
752	PHONE-CAFETERIA					300.00	225.18	0.00	74.82
753	PHONE-BUS/MAINTENANCE					4,350.00	4,309.47	0.00	40.53
754	PHONE-HS MEREDITH STADIUM					2,550.00	2,535.86	0.00	14.14
755	WATER					40,000.00	32,891.47	0.00	7,108.53
756	ELECTRICITY					198,750.00	172,126.92	0.00	26,623.08
757	GAS					29,000.00	23,774.33	0.00	5,225.67
758	CABLE INTERNET					3,600.00	3,562.59	0.00	37.41
759	LEASE/RENTAL					375.00	375.00	0.00	0.00
760	TOTAL					690,600.00	628,871.79	0.00	61,728.21
761									
762	VEHICLE SUPPLIES					0.00	0.00	0.00	0.00
763	CUSTODIAL SUPPLIES					67,000.00	63,654.58	0.00	3,345.42
764	MAINT/GROUNDS SUPPLIES					62,000.00	45,614.71	0.00	16,385.29
765	SUPPLIES-TECHNOLOGY**					0.00	0.00	0.00	0.00
766	TOTAL					129,000.00	109,269.29	0.00	19,730.71
767									
768	TRAVEL-MAIT					0.00	0.00	0.00	0.00
769	PROPERTY INSUR					59,485.00	59,379.28	0.00	105.72
770	FEES-MAINT DEPT					1,000.00	840.00	0.00	160.00
771	TOTAL					60,485.00	60,219.28	0.00	265.72
772									
773	CAPITAL OUTLAY					10,425.00	10,413.13	0.00	11.87
774									
775	TOTAL PLANT MAINTENANCE					1,417,777.00	1,329,810.55	0.00	87,966.45
776									
777	<i>52-SECURITY & MONITORING SERVICES</i>								
778									
779	CONT SERV-SECURITY-HS					2,575.00	2,400.00	0.00	175.00
780	CONT SERV-SECURITY-MS					0.00	0.00	0.00	0.00
781	CONT SERV-HS					900.00	866.25	0.00	33.75
782	CONT SERV-MS					775.00	739.75	0.00	35.25
783	CONT SERV-PS					615.00	555.75	0.00	59.25
784	CONT SERV-ES					675.00	591.25	0.00	83.75
785	MISC CONT SERV-HS					11,860.00	11,102.99	0.00	757.01
786	MISC CONT SERV-MS					0.00	0.00	0.00	0.00
787	MISC CONT SERV-PS					0.00	0.00	0.00	0.00
788	MISC CONT SERV-ES					0.00	0.00	0.00	0.00
789	MISC CONT SERV-ADM					65.00	65.00	0.00	0.00
790	TOTAL					17,465.00	16,320.99	0.00	1,144.01
791									
792	SUPPLIES-HS					1,050.00	1,047.50	0.00	2.50
793	SUPPLIES-MS					1,050.00	1,047.50	0.00	2.50

	A	B	C	D	E	F	G	H	I
794	SUPPLIES-PS					1,050.00	1,047.50	0.00	2.50
795	SUPPLIES-ES					1,050.00	1,047.50	0.00	2.50
796	SUPPLIES-ADM					0.00	0.00	0.00	0.00
797	TOTAL					4,200.00	4,190.00	0.00	10.00
798									
799	EQUIP-HS					5,245.00	5,117.99	0.00	127.01
800	EQUIP-MS					3,295.00	3,291.35	0.00	3.65
801	EQUIP-PS					1,050.00	1,019.75	0.00	30.25
802	EQUIP-ES					1,750.00	1,739.30	0.00	10.70
803	EQUIP-ADM					2,500.00	2,470.00	0.00	30.00
804	TOTAL					13,840.00	13,638.39	0.00	201.61
805									
806	TOTAL SECURITY & MONITORING					35,505.00	34,149.38	0.00	1,355.62
807									
808									
809									
810	PAYROLL					0.00	0.00	0.00	0.00
811	TOTAL					0.00	0.00	0.00	0.00
812									
813	CONTRACTED SERVICES-DISTRICT					25,000.00	25,000.00	0.00	0.00
814	CONT SERVICE-FINGERPRINTING					0.00	0.00	0.00	0.00
815	HARDWARE & SOFTWARE MAINT-HS					5,250.00	5,089.55	0.00	160.45
816	HARDWARE & SOFTWARE MAINT-MS					5,250.00	5,089.55	0.00	160.45
817	HARDWARE & SOFTWARE MAINT-PS					5,250.00	5,089.55	0.00	160.45
818	HARDWARE & SOFTWARE MAINT-ES					5,250.00	5,089.54	0.00	160.46
819	HARDWARE & SODTWARE MAINT-TAX					7,000.00	6,640.00	0.00	360.00
820	HARDWARE & SOFTWARE MAINT-ADM					14,000.00	13,279.00	0.00	721.00
821	MISC CONT SERVICES-HS					19,000.00	18,702.21	0.00	297.79
822	MISC CONT SERVICES-MS					18,000.00	17,717.20	0.00	282.80
823	MISC CONT SERVICES-PS					18,000.00	17,717.21	0.00	282.79
824	MISC CONT SERVICES-ES					18,000.00	17,717.21	0.00	282.79
825	TOTAL					140,000.00	137,131.02	0.00	2,868.98
826									
827	COMPUTER SUPPLIES-HS					900.00	892.62	0.00	7.38
828	COMPUTER SUPPLIES-MS					900.00	698.90	0.00	201.10
829	COMPUTER SUPPLIES-PS					900.00	662.39	0.00	237.61
830	COMPUTER SUPPLIES-ES					900.00	662.39	0.00	237.61
831	COMPUTER SUPPLIES-ADM					0.00	0.00	0.00	0.00
832	TOTAL					3,600.00	2,916.30	0.00	683.70
833									
834	TRAVEL					50.00	45.00	0.00	5.00
835	FEES/DUES					0.00	0.00	0.00	0.00
836	TOTAL					50.00	45.00	0.00	5.00
837									
838	COMPUTERS-HS					700.00	625.00	0.00	75.00
839	COMPUTERS-MS					700.00	625.00	0.00	75.00
840	COMPUTERS-PS					700.00	625.00	0.00	75.00
841	COMPUTERS-ES					700.00	625.00	0.00	75.00
842	COMPUTERS-ADM					0.00	0.00	0.00	0.00

	A	B	C	D	E	F	G	H	I
892									
893	SSA-SUPERNET II					9,071.00	9,054.58	0.00	16.42
894	SSA-SPECIAL EDUCATION					381,689.00	381,688.32	0.00	0.68
895	SSA-RUS-DLT GRANT					0.00	0.00	0.00	0.00
896									
897	<u>TOTAL PAYMENTS TO MEMBER DISTRICTS</u>					390,760.00	390,742.90	0.00	17.10
898									
899									
900									
901	APPRAISAL DISTRICT					112,905.00	112,452.00	0.00	453.00
902									
903	<u>TOTAL OTHER INTERGOVERNMENTAL</u>					112,905.00	112,452.00	0.00	453.00
904									
905	TRANSFER OUT-WOOD COUNTY SSA					0.00	0.00	0.00	0.00
906									
907									
908	TOTAL OPERATING BUDGET					14,401,195.77	14,147,463.89	0.00	253,731.88
909									
910									
911	DEBT SERVICE FUND								
912	599								
913									
914	BONDS					0.00	0.00	0.00	0.00
915	INTEREST					0.00	0.00	0.00	0.00
916	FEES					0.00	0.00	0.00	0.00
917						0.00	0.00	0.00	0.00
918	TOTAL								
919	TOTAL DEBT SERVICE					0.00	0.00	0.00	0.00
920									
921									
922	TOTAL OPERATING FUND								
923	AND DEBT SERVICE					14,401,195.77	14,147,463.89	0.00	253,731.88
924									
925									
926	***TECHNOLOGY EXPENSES TO BE								
927	FUNDED					119,095.00	116,458.65	0.00	2,636.35
928									
929									
930	REFERENCE GUIDE								
931									
932	HS					ST COMP		STATE COMPENSATORY	
933	MS	HIGH SCHOOL				ESL		ENGLISH/SPANISH LANGUAGE	
934	PS	MIDDLE SCHOOL				VOC		VOCATIONAL EDUCATION	
935	ES	PRIMARY SCHOOL				G/T		GIFTED/TALENTED EDUCATION	
936	ADM	ELEMENTARY SCHOOL				SP ED		SPECIAL EDUCATION	
937		ADMINISTRATION							
938									
939									
940									
941									

MINEOLA INDEPENDENT SCHOOL DISTRICT

2014-2015 REVENUE

	A	B	C	D	E	F	G	H	I
942	199-GENERAL FUND								
943						BUDGETED	RECEIVED		BALANCE
944	TAXES-CURRENT YEAR					6,021,620.00	6,029,131.32		-7,511.32
945	TAXES-PRIOR YEAR					155,000.00	158,737.28		-3,737.28
946	TAXES-PENALTIES					102,000.00	105,475.90		-3,475.90
947	TAXES-INTEREST					0.00	0.00		0.00
948	DRIVER EDUCATION TUITION					0.00	0.00		0.00
949	TUITION-SUMMER SCHOOL					450.00	459.00		-9.00
950	EARNING FROM PERMANENT INVESTMENTS					0.00	0.00		0.00
951	EARNING FROM TEMPORARY INVESTMENTS					35,000.00	38,685.47		-3,685.47
952	RENTAL OF FACILITIES					8,250.00	8,613.95		-363.95
953	GIFTS/BEQUESTS-MEREDITH-					209,690.00	211,429.42		-1,739.42
954	GIFTS/BEQUESTS-MEREDITH-HS BAND					0.00	0.00		0.00
955	GIFTS/BEQUESTS-HS WEIGHT ROOM					0.00	0.00		0.00
956	GIFTS/BEQUESTS-MEREDITH-ES PLAYG					0.00	0.00		0.00
957	GIFTS/BEQUESTS					17,921.05	17,921.05		0.00
958	INSURANCE RECOVERY					0.00	0.00		0.00
959	ATHLETIC ACTIVITY					69,000.00	69,563.48		-563.48
960	MISC REVENUE-FISCAL AGENT FEE					52,000.00	52,000.00		0.00
961	TAXES-CED					0.00	0.00		0.00
962	MISC REVENUE-LOCAL SOURCES					17,750.00	17,967.28		-217.28
963	CITY OF MINEOLA					6,500.00	6,500.00		0.00
964	HEAD START REIMBURSEMENT					95,000.00	99,754.88		-4,754.88
965						6,790,181.05	6,816,239.03		-26,057.98
966	TOTAL								
967	PER CAPITA					392,945.00	392,945.00		0.00
968	STATE FOUNDATION					5,408,618.00	5,413,078.00		-4,460.00
969	SAFE SCHOOL-RIDER 59					5,400.00	5,472.59		-72.59
970	TRS ON BEHALF					662,439.00	664,678.80		-2,239.80
971						6,469,402.00	6,476,174.39		-6,772.39
972	TOTAL								
973	SCHOOL HEALTH & REALTED SERVICES					22,000.00	35,242.31		-13,242.31
974									
975	TRANSFER IN					3,000.00	3,000.00		
976									
977	TAX MAINTENANCE NOTE					850,000.00	850,000.00		0.00
978									
979	TOTAL OPERATING REVENUE					14,134,583.05	14,180,655.73		-46,072.68
980									
981	599-DEBT SERVICE								
982									
983	TAXES-CURRENT					0.00	0.00		0.00
984	TAXES-PRIOR YEARS					0.00	0.00		0.00
985	TAXES-PENALTIES					0.00	0.00		0.00
986	TAXES-INTEREST					0.00	0.00		0.00
987	EARNINGS FROM TEMPORARY INVESTMENTS					0.00	0.00		0.00
988						0.00	0.00		0.00
989	TOTAL								
990	STATE REVENUE-TEA					0.00	0.00		0.00

Mineola Independent School District

MISD District Improvement Fund	79,754.45	
Head Start	444.50	
District Lost Book Account	19,713.55	
TOTAL		99,912.50

Mineola Primary School

Advisory Council	4,253.71	
Yearbooks	986.59	
Box Tops	9,958.64	
Flower Fund	273.19	
Jacket Dads	306.00	
Library Fund	124.19	
T-Shirts	598.00	
Teacher Gifts	10,932.09	
Title I Book Acct	385.00	
School Vending	2,420.34	
Benevolent Fund	12,506.24	
Lounge Vending	3,664.96	
TOTAL		46,408.95

Mineola Elementary School

Teacher Gifts	3,222.19	
School Annual	2,410.22	
Benevolent Fund	1,778.70	
Advisory Council	4,836.39	
Flower Fund	245.39	
Library Fund	3,130.23	
Lounge Vending	528.14	
Jump Rope	352.00	
School Vending	12,031.19	
P. E.	7.46	
Kiwanis Kids	209.75	
Super Dads	268.74	
TOTAL		29,020.40

Mineola Middle School

AVID	249.08	
PE-MS	835.01	
Volleyball	0.00	
Flower Fund	238.33	
Jacket Jazz	0.00	
Advisory Council	1,364.80	
Choir	201.44	
MS Cheerleaders	701.04	
MS Yearbook	2,120.19	
Crime Stoppers	0.00	
Junior Honor Society	0.00	
Communities in Schools	0.00	
Athletic Boosters	614.90	
Library Fund	684.52	

Lounge Vending	1,010.82	
FCA-MS	4,503.46	
Builder's Club	57.57	
Spirit Crew	103.50	
School Vending	7,002.74	
Benevolent Fund	7,538.44	
Science Club	0.00	
Student Council	1,218.98	
TOTAL		28,444.82

Mineola High School

Athletic Boosters	17,777.37	
Art	474.22	
Auto Mechanics	877.28	
Anchor Club	4.19	
Annual Staff	9,954.81	
Athletic Vending	7,575.15	
Athletic Equipment Donations	1,357.28	
Band Fund	3,893.92	
Band Boosters	13,185.34	
Business Club	218.82	
D. E. C. A.	883.89	
Fellowship of Christian Athletes	2,440.07	
Future Farmers of America	80.38	
Future Homemakers of America	859.04	
Fishing Club	247.52	
Class of 2016	16,520.36	
Benevolent Fund	2,321.40	
Testing/Tuition	2,430.45	
Lounge Vending	740.43	
Student Technoloty Assoc	360.40	
I-Pad fees	38,430.17	
Choir	1,026.00	
Class of 2018	1,530.00	
Key Club	730.97	
Library Fund	790.73	
Junior Historians	734.75	
National Honor Society	111.36	
Nature Trail	51.64	
Project Graduation	3,989.39	
H. S. Players/Drama	463.48	
Flower Fund	1,103.55	
Student Council	371.99	
Scholarship Fund	18,163.00	
Class of 2019	1,910.00	
Soccer Club	1,633.00	
Class of 2017	1,040.42	
Slot Car Racing	1,879.65	
Girl's Athletic Scholarship	95.99	
Varsity Cheerleaders	8,246.31	
AVID	197.17	
School Vending	7,136.13	
TOTAL		171,838.02

WOOD COUNTY SPECIAL EDUCATION SSA

Activity Fund

1,478.19

TOTAL

1,478.19


**TEXPOOL
PORTFOLIO SUMMARY
ACTIVITY FOR MONTH ENDING
August 31, 2015**

LOCAL MAINTENANCE

<i>Investments</i>	<i>Cost</i>	<i>Market</i>	<i>Ratio</i>	<i>Interest Rate</i>
Beginning of period	27,245.30	27,245.30	100.00%	0.07%
Deposits	0.00			
Withdrawals	0.00			
Interest accrued	1.65			
End of Period	27,246.95	27,246.95	100.00%	0.07%

This report is in compliance with the investment strategies as approved by the Public Funds Investment Act

Investment Officer




**TEXPOOL
PORTFOLIO SUMMARY
ACTIVITY FOR MONTH ENDING
August 31, 2015**

FOOD SERVICE

<i>Investments</i>	<i>Cost</i>	<i>Market</i>	<i>Ratio</i>	<i>Interest Rate</i>
Beginning of period	12.20	12.20	100.00%	0.07%
Deposits	0.00			
Withdrawals	0.00			
Interest accrued	0.00			
End of Period	12.20	12.20	100.00%	0.07%

This report is in compliance with the investment strategies as approved by the Public Funds Investment Act


Investment Officer


**TEXPOOL
PORTFOLIO SUMMARY
ACTIVITY FOR MONTH ENDING
August 31, 2015**

INTEREST & SINKING

<i>Investments</i>	<i>Cost</i>	<i>Market</i>	<i>Ratio</i>	<i>Interest Rate</i>
Beginning of period	107,180.20	107,180.20	100.00%	0.07%
Deposits	0.00			
Withdrawals	0.00			
Interest accrued	6.54			
End of Period	107,186.74	107,186.74	100.00%	0.07%

This report is in compliance with the investment strategies as approved by the Public Funds Investment Act

Investment Officer



**TEXPOOL
PORTFOLIO SUMMARY
ACTIVITY FOR MONTH ENDING
August 31, 2015**

WORKERS COMPENSATION

<i>Investments</i>	<i>Cost</i>	<i>Market</i>	<i>Ratio</i>	<i>Interest Rate</i>
Beginning of period	446,313.15	446,313.15	100.00%	0.07%
Deposits	0.00			
Withdrawals	1,086.51			
Interest accrued	27.12			
End of Period	445,253.76	445,253.76	100.00%	0.07%

This report is in compliance with the investment strategies as approved by the Public Funds Investment Act

Investment Officer




EDWARD JONES
PORTFOLIO SUMMARY
ACTIVITY FOR MONTH ENDING
August 31, 2015

MARILYN MERRITT WILSON TRUST

<i>Investments</i>	<i>Cost</i>	<i>Market</i>	<i>Original Value</i>	<i>Ratio</i>	<i>Combined Interest Rate</i>
Beginning of period	473,473.24	473,473.24	435,931.44	100.00%	0.00%
Assets added	0.00		30,254.70		
Assets added	0.00		52.82		
Deposits-Interest	1,133.66		23,286.14		
Scholarships	0.00		2,000.00		
Change in Value YTD	-12,606.87		-25,525.07		
End of Period	462,000.03	462,000.03	462,000.03	100.00%	0.00%

This report is in compliance with the investment strategies as approved by the Public Funds Investment Act




 Investment Officer

EDWARD JONES
PORTFOLIO SUMMARY
ACTIVITY FOR MONTH ENDING
August 31, 2015

DAN PEACOCK TRUST

<i>Investments</i>	<i>Cost</i>	<i>Market</i>	<i>Original Value</i>	<i>Ratio</i>	<i>Combined Interest Rate</i>
Beginning of period	15,716.24	15,716.24	16,094.29	100.00%	0.00%
Assets Added	0.00		500.00		
Deposits-Interest	0.00		445.50		
Scholarships	0.00		1,000.00		
Change in Value YTD	-421.88		-745.43		
End of Period	15,294.36	15,294.36	15,294.36	100.00%	0.00%

This report is in compliance with the investment strategies as approved by the Public Funds Investment Act




 Investment Officer

EDWARD JONES
PORTFOLIO SUMMARY
ACTIVITY FOR MONTH ENDING
August 31, 2015

G. W. ENGLISH TRUST

<i>Investments</i>	<i>Cost</i>	<i>Market</i>	<i>Original Value</i>	<i>Ratio</i>	<i>Combined Interest Rate</i>
Beginning of period	239,530.14	239,530.14	235,708.14	100.00%	0.00%
Deposits-Interest	725.48		11,567.15		
Scholarships	0.00		1,000.00		
Change in Value YTD	-6,399.75		-12,419.42		
End of Period	233,855.87	233,855.87	233,855.87	100.00%	0.00%

This report is in compliance with the investment strategies as approved by the Public Funds Investment Act



Investment Officer

**MINEOLA COMMUNITY BANK
PORTFOLIO SUMMARY
ACTIVITY FOR MONTH ENDING
August 31, 2015**

JUDGE TRUST

<i>Investments</i>	<i>Cost</i>	<i>Market</i>	<i>Ratio</i>	<i>Interest Rate</i>
Beginning of period				
CD	18,000.00	18,000.00	100.00%	0.60%
CD	24,329.52	24,329.52	100.00%	0.60%
CD	26,814.59	26,814.59	100.00%	0.60%
SAVINGS ACCT	3,174.34	3,174.34	100.00%	0.25%
Deposits	0.00			
Withdrawals	3,000.00			
Quarterly Interest	0.00			
End of Period	174.34			
CD	18,000.00	18,000.00	100.00%	0.60%
CD	24,329.52	24,329.52	100.00%	0.60%
CD	26,814.59	26,814.59	100.00%	0.60%
SAVINGS ACCT	174.34	174.34	100.00%	0.25%

This report is in compliance with the investment strategies as approved by the Public Funds Investment Act




 Investment Officer

PORTFOLIO SUMMARY
ACTIVITY FOR MONTH ENDING
August 31, 2015

CERTIFICATE OF DEPOSIT/SAVINGS

<i>Investments</i>	<i>Cost</i>	<i>Market</i>	<i>Ratio</i>	<i>Interest Rate</i>
Beginning of period	6,705,437.87	7,213,438.10	100.00%	
Deposits	801,544.78			
Withdrawals	1,200,000.00			
End of period	6,306,982.65	6,705,437.87		
Interest Accrued	7,062.74			
End of Period				
Bank Texas				
CD # 8025567	265,360.02	265,360.02	100.00%	0.60%
Bank Texas				
CD # 8025872	1,065,286.04	1,065,286.04	100.00%	1.00%
First National Bank-Gilmer in Mineola				
CD # 1005229	241,779.79	241,779.79	100.00%	0.61%
Mineola Community				
CD # 01-00542339-9	161,143.30	161,143.30	100.00%	0.60%
Capital One				
Savings #3830656862	4,368,867.07	4,368,867.07	100.00%	0.40%
City National Bank				
CD #10305497	204,546.43	204,546.43	100.00%	0.60%

This report is in compliance with the investment strategies as approved by the Public Funds Investment Act




 Investment Officer

**TEXPOOL
PORTFOLIO SUMMARY
ACTIVITY FOR MONTH ENDING
August 31, 2015**

WOOD COUNTY SPECIAL EDUCATION SHARED SERVICES ARRANGEMENT

<i>Investments</i>	<i>Cost</i>	<i>Market</i>	<i>Ratio</i>	<i>Interest Rate</i>
Beginning of period	15,399.42	15,399.42	100.00%	0.07%
Deposits	0.00			
Withdrawals	0.00			
Interest accrued	0.93			
End of Period	15,400.35	15,400.35	100.00%	0.07%

This report is in compliance with the investment strategies as approved by the Public Funds Investment Act


Investment Officer


TEXPOOL
PORTFOLIO SUMMARY
ACTIVITY FOR MONTH ENDING
August 31, 2015

WOOD COUNTY SPECIAL EDUCATION SHARED SERVICES ARRANGEMENT
WORKER'S COMPENSATION

<i>Investments</i>	<i>Cost</i>	<i>Market</i>	<i>Ratio</i>	<i>Interest Rate</i>
Beginning of period	436.58	436.58	100.00%	0.07%
Deposits	16,369.00			
Withdrawals	35.00			
Interest accrued	0.24			
End of Period	16,770.82	16,770.82	100.00%	0.07%

This report is in compliance with the investment strategies as approved by the Public Funds Investment Act

Investment Officer




**CAPITAL ONE BANK
PORTFOLIO SUMMARY
ACTIVITY FOR MONTH ENDING**
August 31, 2015

WOOD COUNTY SPECIAL EDUCATION SHARED SERVICES ARRANGEMENT

<i>Investments</i>	<i>Cost</i>	<i>Market</i>	<i>Ratio</i>	<i>Interest Rate</i>
Beginning of period	498,931.93	498,931.93	100.00%	0.30%
Deposits	100,000.00			
Withdrawals	0.00			
Interest accrued	127.96			
End of Period	599,059.89	499,059.89	100.00%	0.30%

This report is in compliance with the investment strategies as approved by the Public Funds Investment Act


Investment Officer

BANK: 01 LOCAL MAINTENANCE

CHECK TYPE	CHECK NUMBER	CHECK DATE	CHECK AMOUNT	REMITTED TO
OFFC	65073	8-03-2015	42.09	8425 VERIZON <i>CELL PHONE</i>
OFFC	65084*	8-31-2015	2,620.96	8110 O'REILLY AUTO PARTS - <i>TRANSPORTATION</i>
OFFC	65085	8-31-2015	3,033.00	8144 NATIONAL GUARANTEED VINYL INC - <i>TRANSPORTATION</i>
OFFC	65086	8-31-2015	2,252.78	8076 MINEOLA ISD TAX COLLECTOR - <i>AUTO TAX PYMT</i>
OFFC	65087	8-20-2015	3,000.00	1471 TEXAS A & M UNIVERSITY - <i>MEREDITH SCHOLARSHIP</i>
OFFC	65088	8-20-2015	3,000.00	3943 TYLER JUNIOR COLLEGE - <i>" "</i>
SYST	65529*	8-17-2015	576.51	6085 ACE HARDWARE - <i>MAINTENANCE</i>
SYST	65530	8-17-2015	26,625.00	7898 ADVANCED PAVING & SEALCOAT - <i>DISTRICT PAVING</i>
SYST	65531	8-17-2015	343.26	3815 ADVENTURES IN LEARNING - <i>5th G</i>
SYST	65532	8-17-2015	740.00	10232 ALAMODOME - <i>ST BARK TOWN</i>
SYST	65533	8-17-2015	921.00	7163 ALGY COSTUMES & UNIFORMS - <i>HD BAND</i>
SYST	65534	8-17-2015	8,835.10	9851 API SYSTEMS INC - <i>MAINTENANCE</i>
SYST	65535	8-17-2015	35.00	1130 APPLE, INC. - <i>TECH SUPPLY</i>
SYST	65536	8-17-2015	2,365.00	10178 ARJUNA MYLES - <i>HD BAND</i>
SYST	65537	8-17-2015	129.00	9932 ASCA - <i>Redding</i>
SYST	65538	8-17-2015	253.02	3549 AT&T - <i>PHONE LINES</i>
SYST	65539	8-17-2015	832.00	6791 ATHLETIC SUPPLY - <i>FOOTBALL</i>
SYST	65540	8-17-2015	709.96	9394 AUSTIN MAC REPAIR - <i>MO REPAIR</i>
SYST	65541	8-17-2015	8,188.00	8429 AVID CENTER - <i>15/16 MEMBERSHIP</i>
SYST	65542	8-17-2015	554.10	9143 B & B ATHLETIC SUPPLY - <i>BASEBALL</i>
SYST	65543	8-17-2015	195.50	5672 B & W COMMUNICATIONS - <i>MAINTENANCE</i>
SYST	65544	8-17-2015	696.50	10224 BANDO SHOES - <i>HD BAND</i>
SYST	65545	8-17-2015	754.77	1467 BAXTER SALES COMPANY, INC. - <i>CUSTODIAL</i>
SYST	65546	8-17-2015	35.00	8638 BILLY DUNN - <i>GAME WORKER</i>
SYST	65547	8-17-2015	150.00	6958 BONNIE GARRETT - <i>REIMBURSEMENT</i>
SYST	65548	8-17-2015	90.00	9953 BRENDA BAQUET - <i>GAME OFFICIAL</i>
SYST	65549	8-17-2015	357.44	1033 CADE'S BUILDING MATERIALS, INC. - <i>MAINT, Vc Ag</i>
SYST	65550	8-17-2015	296.67	9519 CAPITAL ONE CORPORATE CARD - <i>TANNEH</i>
SYST	65551	8-17-2015	380.99	9674 CHRIS BRANNAN - <i>REIMBURSE</i>
SYST	65552	8-17-2015	138.18	9963 CHRIS STURNS - <i>GAME OFFICIAL</i>
SYST	65553	8-17-2015	25,000.00	4447 CYNERGY TECHNOLOGY BY COMPUTERLAND - <i>Tech Support 15/16</i>
SYST	65554	8-17-2015	75.00	954 DAIRY QUEEN - <i>TENNIS</i>
SYST	65555	8-17-2015	131.63	10238 DAMONE WILLIAMS - <i>GAME OFFICIAL</i>
SYST	65556	8-17-2015	1,290.00	557 DEALERS ELECTRICAL SUPPLY CO. - <i>MAINTENANCE</i>
SYST	65557	8-17-2015	341.50	1642 DIXIE PAPER COMPANY - <i>CUSTODIAL</i>
SYST	65558	8-17-2015	505.00	9663 DYNAMIC DESIGNS - <i>HD BAND</i>
SYST	65559	8-17-2015	44.00	563 EAST TEXAS ALARM, INC. - <i>ADMIN</i>
SYST	65560	8-17-2015	27,516.67	10220 EDENUITY INC - <i>SOFTWARE 15-16</i>
SYST	65561	8-17-2015	307.50	572 ENTEX - <i>GAD</i>
SYST	65562	8-17-2015	35.00	9366 FASTENAL COMPANY - <i>TRANSPORTATION</i>
SYST	65563	8-17-2015	9,548.00	2170 FLATT STATIONERS, INC. - <i>COPY PAPER - 1st SEMESTER</i>
SYST	65564	8-17-2015	4,000.00	1141 FOLLETT SCHOOL SOLUTIONS INC - <i>ALL LIBRARIES SOFTWARE 15-16</i>
SYST	65565	8-17-2015	418.07	7703 G&K SERVICES - <i>CUSTODIAL, MAINT, TRANSPORT</i>
SYST	65566	8-17-2015	411.00	2617 GENE'S PHOTOGRAPHY - <i>SCHOOL BOARD</i>
SYST	65567	8-17-2015	48.77	920 GLEN DOSSETT - <i>REIMBURSE</i>
SYST	65568	8-17-2015	2,380.00	7809 GRADUATE SALES LIMITED - <i>LETTER JACKETS</i>
SYST	65569	8-17-2015	138.72	4548 GRAINGER - <i>MAINTENANCE</i>
SYST	65570	8-17-2015	30.52	8166 GREG CASEY - <i>REIMBURSE</i>

BANK: 01 LOCAL MAINTENANCE

CHECK TYPE	CHECK NUMBER	CHECK DATE	CHECK AMOUNT	REMITTED TO
SYST	65571	8-17-2015	64.33	9927 HALEY STANLEY - REIMBURSE
SYST	65572	8-17-2015	150.00	5063 HALLSVILLE ISD - X-CITY MEET
SYST	65573	8-17-2015	110.00	5402 HARDY COOK & HARDY, PC - School ATNY
SYST	65574	8-17-2015	40,771.33	9359 HELLAS CONSTRUCTION INC - APPL #4
SYST	65575	8-17-2015	3,000.00	7638 HENDRIX COLLEGE - MEREDITH Scholarship
SYST	65576	8-17-2015	60,045.00	6327 HERRINGTON HEAT & AC - MS/PA - Hd GYM
SYST	65577	8-17-2015	3,200.00	10230 ISTATION - PS SOFTWARE 15-16
SYST	65578	8-17-2015	159.50	9630 JASON BAQUET - GAME OFFICIAL
SYST	65579	8-17-2015	44.59	9337 JEFF TITTLE - REIMBURSE
SYST	65580	8-17-2015	1,957.59	9315 JOHN TALTON, TRUSTEE - TAX REFUND
SYST	65581	8-17-2015	402.58	6894 JOHN T. VANDOVER - REIMBURSE
SYST	65582	8-17-2015	4,010.00	6691 JOHNNY NEIDHOLT - ADA RAMP PD
SYST	65583	8-17-2015	55.85	7075 KERRY VANCLEAVE - REIMBURSE
SYST	65584	8-17-2015	251.00	10239 KIM TUNNELL - "
SYST	65585	8-17-2015	194.00	616 KIRBY RESTAURANT SUPPLY - MAINTENANCE
SYST	65586	8-17-2015	6,877.85	9924 LEARNING A-Z AND EXPLORELEARNING - PD/ET MEMBERSHIP 15/16
SYST	65587	8-17-2015	228.56	7705 LISA MILLER - REIMBURSE
SYST	65588	8-17-2015	572.65	2686 LOWE'S - MAINTENANCE
SYST	65589	8-17-2015	511.75	9619 MINEOLA FLOOR & DECOR - Hd C-LAB
SYST	65590	8-17-2015	2,592.67	8076 MINEOLA ISD TAX COLLECTOR - AUTO TAX DVMT
SYST	65591	8-17-2015	535.72	8076 MINEOLA ISD TAX COLLECTOR - " " "
SYST	65592	8-17-2015	230.40	649 MINEOLA MONITOR - ADMIN
SYST	65593	8-17-2015	7,475.00	1726 MINEOLA PIPE & STEEL - Stadium
SYST	65594	8-17-2015	316.70	1815 MINEOLA SUPPLY COMPANY, INC. - CUSTODIAL
SYST	65595	8-17-2015	13.86	8155 MUNICIPAL SERVICES BUREAU - Toll CHG
SYST	65596	8-17-2015	159.50	8654 NASN - Nurde
SYST	65597	8-17-2015	53.71	921 NELDA SHIPP - REIMBURSE
SYST	65598	8-17-2015	183.20	1714 PATTY HAWKINS - REIMBURSE
SYST	65599	8-17-2015	11,859.10	5531 PERDUE, BRANDON, FIELDER, COLLINS & - DEL TAX ATNY - July
SYST	65600	8-17-2015	915.00	7119 PRO-TURF - SPRAY-BALL/SOFTBALL
SYST	65601	8-17-2015	250.00	700 QUITMAN ISD - X-CITY MEET
SYST	65602	8-17-2015	100.00	7499 RAEANN PRUITT - REIMBURSE
SYST	65603	8-17-2015	190.00	1365 REGION VII EDUCATION SERVICE CENTER - Fisher, Redding
SYST	65604	8-17-2015	2,800.00	9908 SCHOOL MESSENGER - CALL SYSTEM 15-16
SYST	65605	8-17-2015	777.00	5370 REPUBLIC SERVICES - TRASH PICK-UP
SYST	65606	8-17-2015	12,221.63	4598 RIDEELL ALL-AMERICAN - Football
SYST	65607	8-17-2015	620.00	7334 RUDD CONTRACTING CO, INC - MAINTENANCE
SYST	65608	8-17-2015	29.36	8442 RUSH BUS CENTERS - TRANSPORTATION
SYST	65609	8-17-2015	200.40	10014 SHANNON L DAVIDSON - GAME OFFICIAL
SYST	65610	8-17-2015	1,151.95	10235 SMITH COUNTY LUMBER - MAINTENANCE
SYST	65611	8-17-2015	723.00	5160 SWORD COMPANY - MAINTENANCE
SYST	65612	8-17-2015	3,000.00	7886 TARLETON STATE UNIVERSITY - MEREDITH Scholarship
SYST	65613	8-17-2015	4,025.00	763 TASB, INC - SUMMER INSTITUTE, Policy, Beard Book
SYST	65614	8-17-2015	150.00	5751 TASBO - Book
SYST	65615	8-17-2015	840.00	3765 TASSP - SAUER, BOLD, KNIPP, LORENZON
SYST	65616	8-17-2015	71.30	5035 TATUM MUSIC CO, INC - BAND
SYST	65617	8-17-2015	45.00	8119 TCEA - ARMSTRONG
SYST	65618	8-17-2015	969.00	7110 TEP SA - Johnson, Madge, EVERETT

BANK: 01 LOCAL MAINTENANCE

CHECK TYPE	CHECK NUMBER	CHECK DATE	CHECK AMOUNT	REMITTED TO
SYST	65619	8-17-2015	175.00	1289 TEXAS ASSOC. OF ASSESSING OFFICERS - <i>Rodeberry</i>
SYST	65620	8-17-2015	2,365.00	9643 THE PLAYGROUND, SHADE AND SURFACING - <i>MAINTENANCE</i>
SYST	65621	8-17-2015	636.77	7945 THE WOODWIND & BRASSWIND - <i>Hf BAND</i>
SYST	65622	8-17-2015	456.86	9615 TOTE UNLIMITED - <i>Hf BAND</i>
SYST	65623	8-17-2015	114.92	7149 TRACTOR SUPPLY CREDIT PLAN - <i>MAINTENANCE</i>
SYST	65624	8-17-2015	200.00	7198 TVVOA - <i>Volleyball</i>
SYST	65625	8-17-2015	17.56	10090 TXTAG - <i>Toll CHG</i>
SYST	65626	8-17-2015	2,250.00	5654 U S POSTAL SERVICE - <i>Postage</i>
SYST	65627	8-17-2015	250.00	2895 UNION GROVE INDEPENDENT SCHOOL DIST - <i>X-City meet</i>
SYST	65628	8-17-2015	3,000.00	5604 UNIVERSITY OF TEXAS AT TYLER - <i>MEREDITH SCHOLARSHIP</i>
SYST	65629	8-17-2015	250.00	7733 VAN ISD - <i>X-City meet</i>
SYST	65630	8-17-2015	785.48	822 WAL-MART STORES TEXAS, LLC - <i>ADM, ATHLETIC, 2nd G, 3rd G, MAINT</i>
SYST	65631	8-17-2015	1,171.42	7095 WALSH GALLEGOS TREVINO RUSSO & KYLE - <i>SCHOOL ATTY</i>
SYST	65632	8-17-2015	9,541.00	2827 WILLIAMS SPORTING GOODS - <i>Football, Volleyball</i>
SYST	65633	8-17-2015	175.00	9185 WILLS POINT ATHLETICS - <i>Volleyball</i>
SYST	65634	8-17-2015	30.00	9673 WINONA ALMUETE - <i>GAME WORKER</i>
SYST	65635	8-17-2015	400.20	10236 WYNDHAM GARDEN HOTEL - <i>RODEBERRY</i>
SYST	65636	8-29-2015	1,600.00	10231 806 TECHNOLOGIES, INC - <i>Software - Campus Plan</i>
SYST	65637	8-29-2015	2,405.00	7856 A PHOTO IDENTIFICATION - <i>BADGE SUPPLY</i>
SYST	65638	8-29-2015	258.85	7604 ABLES-LAND, INC - <i>Hf OFFICE, ADM</i>
SYST	65639	8-29-2015	20,116.97	745 AEP SOUTHWESTERN ELECTRIC POWER - <i>ELECTRIC</i>
SYST	65640	8-29-2015	120.00	8145 ANNETTE PECORINO - <i>REIMBURSE</i>
SYST	65641	8-29-2015	699.98	9394 AUSTIN MAC REPAIR - <i>NURSE</i>
SYST	65642	8-29-2015	2,607.00	6162 B & D FIRE SAFETY, INC - <i>MAINTENANCE</i>
SYST	65643	8-29-2015	1,000.22	1467 BAXTER SALES COMPANY, INC. - <i>CUSTODIAL</i>
SYST	65644	8-29-2015	510.00	9519 CAPITAL ONE CORPORATE CARD - <i>WHITE, DAUER</i>
SYST	65645	8-29-2015	96.56	8010 CEDAR CREEK FOOD GROUP - <i>Volleyball</i>
SYST	65646	8-29-2015	119.39	1329 CHEVRON - <i>Vo AB, ATHLETIC</i>
SYST	65647	8-29-2015	121.00	9498 CHICKEN EXPRESS - <i>Volleyball</i>
SYST	65648	8-29-2015	513.50	7924 CICI'S PIZZA - <i>Football</i>
SYST	65649	8-29-2015	6,791.47	549 CITY OF MINEOLA - <i>WATER</i>
SYST	65650	8-29-2015	214.00	2118 DAIRY QUEEN - <i>Volleyball</i>
SYST	65651	8-29-2015	77.90	5288 DAIRY QUEEN "
SYST	65652	8-29-2015	40,813.44	6815 DEMOULIN - <i>BAND</i>
SYST	65653	8-29-2015	3,838.00	9590 ELITE REFINISHERS - <i>MAINTENANCE</i>
SYST	65654	8-29-2015	305.00	6371 ELLIOTT-THOMAS HEALTH CENTER, P.C. - <i>Bud DRIVER PHYSICALS</i>
SYST	65655	8-29-2015	300.00	10243 FRIENDS OF TEXAS PUBLIC SCHOOLS - <i>15/16 DUES</i>
SYST	65656	8-29-2015	178.00	581 GOGGANS TIRE SERVICE - <i>TRANSPORTATION</i>
SYST	65657	8-29-2015	22,671.40	9359 HELLAS CONSTRUCTION INC - <i>FINAL</i>
SYST	65658	8-29-2015	5,700.00	6327 HERRINGTON HEAT & AC - <i>ADMIN</i>
SYST	65659	8-29-2015	1,588.12	4267 HOMETOWN TROPHY & AWARD, INC. - <i>Hf BAND</i>
SYST	65660	8-29-2015	134.40	2057 INSTRUCTIONAL MATERIALS SERVICE - <i>Vo AB</i>
SYST	65661	8-29-2015	145.00	8167 JANA NANCE - <i>REIMBURSE</i>
SYST	65662	8-29-2015	572.60	6471 JOHN DEERE LANDSCAPES, INC. - <i>MAINTENANCE</i>
SYST	65663	8-29-2015	38.97	7650 JOHN TALLEY - <i>REIMBURSE</i>
SYST	65664	8-29-2015	300.55	10239 KIM TUNNELL "
SYST	65665	8-29-2015	2,301.03	9891 L AND J TELECOMMUNICATIONS - <i>Hf C-LAB</i>
SYST	65666	8-29-2015	30.08	7444 LAURA DENNIS - <i>REIMBURSE</i>

BANK: 01 LOCAL MAINTENANCE

CHECK TYPE	CHECK NUMBER	CHECK DATE	CHECK AMOUNT	REMITTED TO
SYST	65667	8-29-2015	1,005.03	9616 LONE STAR PERCUSSION- <i>HO BAND</i>
SYST	65668	8-29-2015	116.05	9843 MEDCO SUPPLY CO- <i>ATHLETIC</i>
SYST	65669	8-29-2015	47.50	10121 MELISSA FISHER- <i>REIMBURSE</i>
SYST	65670	8-29-2015	98.99	8076 MINEOLA ISD TAX COLLECTOR- <i>AUTO TAX PYMT</i>
SYST	65671	8-29-2015	902.00	649 MINEOLA MONITOR- <i>ADMIN</i>
SYST	65672	8-29-2015	8,379.15	1815 MINEOLA SUPPLY COMPANY, INC.- <i>CUSTODIAL</i>
SYST	65673	8-29-2015	5.10	8155 MUNICIPAL SERVICES BUREAU- <i>TOLL CHG</i>
SYST	65674	8-29-2015	182.42	683 PENDER'S MUSIC COMPANY- <i>HO BAND</i>
SYST	65675	8-29-2015	150.00	700 QUITMAN ISD- <i>Volleyball</i>
SYST	65676	8-29-2015	495.00	7905 RAPTOR TECHNOLOGIES, INC.- <i>Ed SCANNER</i>
SYST	65677	8-29-2015	150.00	1365 REGION VII EDUCATION SERVICE CENTER- <i>NURSE, Rodriguez</i>
SYST	65678	8-29-2015	171.00	9906 RHEAGAN PENN- <i>REIMBURSE</i>
SYST	65679	8-29-2015	56.97	6768 SCHOLASTIC BOOK FAIR- <i>lib library</i>
SYST	65680	8-29-2015	320.00	724 SCHOOL SPECIALTY, INC.- <i>PLAN BOOKS</i>
SYST	65681	8-29-2015	52.32	7397 SHIFFLER EQUIPMENT SALES, INC- <i>MAINTENANCE</i>
SYST	65682	8-29-2015	200.00	4835 SIGN MART- <i>CHECK SIGN</i>
SYST	65683	8-29-2015	528.00	10241 STACEY GRANT- <i>IN SERVICE</i>
SYST	65684	8-29-2015	78.25	10240 SUBWAY- <i>Volleyball</i>
SYST	65685	8-29-2015	72.51	7168 SUDDENLINK COMMUNICATIONS- <i>HO PHONE</i>
SYST	65686	8-29-2015	1,130.00	763 TASB, INC- <i>HR SERVICES</i>
SYST	65687	8-29-2015	4,125.00	5751 TASBO- <i>PIPELINE 15/16</i>
SYST	65688	8-29-2015	125.00	6746 TAO-EAST TEXAS CHAPTER- <i>SCRIMMAGE</i>
SYST	65689	8-29-2015	300.00	5525 TEXAS ASSOC OF MID-SIZE SCHOOLS- <i>15/16 DUE</i>
SYST	65690	8-29-2015	204.00	807 VISUAL TECHNIQUES, INC.- <i>PA OFFICE</i>
SYST	65691	8-29-2015	1,495.92	822 WAL-MART STORES TEXAS, LLC- <i>NURSE, 2nd G, 1st G, Kindy, HO OFFICE, PS OFFICE</i>
SYST	65692	8-29-2015	549.00	2827 WILLIAMS SPORTING GOODS- <i>Football</i>
SYST	65693	8-29-2015	29,026.50	825 WOOD COUNTY APPRAISAL DISTRICT- <i>4th Quarter</i>
SYST	65694	8-29-2015	250.00	2019 WOODY'S- <i>CUSTODIAL</i>
VOID	65695	8-31-2015	0.00	VOID CHECK
VOID	65696	8-31-2015	0.00	VOID CHECK
SYST	65697	8-31-2015	985.00	7856 A PHOTO IDENTIFICATION- <i>BADGE Supply</i>
SYST	65698	8-31-2015	89.25	10129 AAA SANITATION, INC- <i>POTA POTTY</i>
SYST	65699	8-31-2015	415.46	6085 ACE HARDWARE- <i>MAINTENANCE</i>
SYST	65700	8-31-2015	1,080.00	9851 API SYSTEMS INC- <i>15/16 FIRE MONITORING</i>
SYST	65701	8-31-2015	0.26	3533 AT&T LONG DISTANCE- <i>LONG DISTANCE</i>
SYST	65702	8-31-2015	178.68	1467 BAXTER SALES COMPANY, INC.- <i>CUSTODIAL</i>
SYST	65703	8-31-2015	178.51	1033 CADE'S BUILDING MATERIALS, INC.- <i>MAINTENANCE, Athletics</i>
SYST	65704	8-31-2015	8,232.65	4447 CYNERGY TECHNOLOGY BY COMPUTERLAND- <i>SOFTWARE 15/16</i>
SYST	65705	8-31-2015	310.00	954 DAIRY QUEEN- <i>Volleyball</i>
SYST	65706	8-31-2015	262.20	557 DEALERS ELECTRICAL SUPPLY CO- <i>MAINTENANCE</i>
SYST	65707	8-31-2015	2,500.00	7914 DEATON'S COMMUNICATIONS LLC- <i>15/16 AIR SPACE</i>
SYST	65708	8-31-2015	35.73	1183 DOW CHEVROLET-OLDS, INC- <i>TRANSPORTATION</i>
SYST	65709	8-31-2015	2,844.72	8444 DUKO OIL CO, INC- <i>TRANSPORTATION</i>
SYST	65710	8-31-2015	44.00	563 EAST TEXAS ALARM, INC.- <i>ADMIN</i>
SYST	65711	8-31-2015	85.00	6371 ELLIOTT-THOMAS HEALTH CENTER, P.C.- <i>Bud Dr Physical</i>
SYST	65712	8-31-2015	5,258.00	8466 EMERSON NETWORK POWER, LIEBERT- <i>MAINT 15/16</i>
SYST	65713	8-31-2015	1,700.00	9967 ENNS PERCUSSION CARTS- <i>HO BAND</i>
SYST	65714	8-31-2015	449.00	7703 G&K SERVICES- <i>MAINT, TRANSA, Custodial</i>

BANK: 01 LOCAL MAINTENANCE

CHECK TYPE	CHECK NUMBER	CHECK DATE	CHECK AMOUNT	REMITTED TO
SYST	65715	8-31-2015	613.28	5402 HARDY COOK & HARDY, PC - <i>School Army</i>
SYST	65716	8-31-2015	6.95	598 HUGHES APPLIANCE, INC. - <i>MAINTENANCE</i>
SYST	65717	8-31-2015	457.25	2686 LOWE'S - <i>MAINTENANCE</i>
SYST	65718	8-31-2015	3,574.29	4471 MINEOLA ISD STUDENT NUTRITION - <i>IN SERVICE MEALS 14/15</i>
SYST	65719	8-31-2015	49.00	3529 MR D'S 10 MINUTE OIL CHANGE - <i>TRANSPORTATION</i>
SYST	65720	8-31-2015	4.44	8155 MUNICIPAL SERVICES BUREAU - <i>Toll CHG</i>
SYST	65721	8-31-2015	3.03	8156 NORTH TEXAS TOLLWAY AUTHORITY - " "
VOID	65722	8-31-2015	526.95	8110 O'REILLY AUTO PARTS - <i>TRANSPORTATION</i>
SYST	65723	8-31-2015	6,860.27	5531 PERDUE, BRANDON, FIELDER, COLLINS & - <i>DEL TAX ARMY-AUG</i>
SYST	65724	8-31-2015	5,004.52	701 QUILL CORPORATION - <i>TECH SUPPLY</i>
SYST	65725	8-31-2015	9,819.50	10237 R-SQUARED SECURITY SERVICES, LLC - <i>HL Access System</i>
SYST	65726	8-31-2015	777.00	5370 REPUBLIC SERVICES - <i>TRASH PICK-UP</i>
SYST	65727	8-31-2015	632.51	8442 RUSH BUS CENTERS - <i>TRANSPORTATION</i>
SYST	65728	8-31-2015	104.85	3785 SAFETY-KLEEN SYSTEMS, INC - " "
SYST	65729	8-31-2015	61.12	5356 SAM'S CLUB DIRECT - <i>ADMIN</i>
SYST	65730	8-31-2015	607.50	6889 SKY RANCHES, INC - <i>HL IN SERVICE</i>
SYST	65731	8-31-2015	2,335.78	8475 SOUTHERN TIRE MART, LLC - <i>TRANSPORTATION</i>
SYST	65732	8-31-2015	298.50	6883 SUBWAY - <i>Football</i>
SYST	65733	8-31-2015	84.55	10252 SUBWAY - <i>X City MEET</i>
SYST	65734	8-31-2015	2,027.86	7168 SUDDENLINK COMMUNICATIONS - <i>INTERNET, PHONE</i>
SYST	65735	8-31-2015	92.63	8726 SUPERIOR FLEET SERVICE, INC - <i>TRANSPORTATION</i>
SYST	65736	8-31-2015	46.83	8425 VERIZON - <i>CELL PHONE</i>
SYST	65737	8-31-2015	650.00	807 VISUAL TECHNIQUES, INC. - <i>MS REPAIR</i>
SYST	65738	8-31-2015	837.50	822 WAL-MART STORES TEXAS, LLC - <i>HEAD START, HL OFFICE, M^TG, Ed Science</i>
SYST	65739	8-31-2015	124.25	845 WHATABURGER - <i>Volleyball</i>
SYST	65740	8-31-2015	608.00	2019 WOODY'S - <i>Chester</i>

BANK 01 TOTALS	SYSTEM CHECKS	NO CHECKS	CHECK AMOUNTS
	SYSTEM CHECKS	209	550,061.68
	OFFICE CHECKS	6	13,948.83
	VOID CHECKS	3	526.95
		218	564,537.46