

STEPHENVILLE I.S.D.**Board Reports 2021-2022 – General Operating**

Revenue/Expenditure Summary

For period ending February 28, 2022

CALCULATION OF NET CURRENT INCREASE IN FUND

Revenue	\$26,339,980.22
Expenditures	15,506,391.48
Current Increase in Fund	<u>\$10,833,588.74</u>

YEAR TO DATE COMPARISON CURRENT FISCAL YEAR TO PREVIOUS

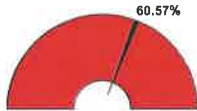
Obj XXXX	Object Description	2021-2022 Current Budget	2021-2022 FYTD Activity	2020-2021 FYTD Activity	2021-2022 FYTD %	2020-2021 FYTD %
57--	LOCAL REVENUES	20,511,883.00	19,256,113.32	19,055,706.31	93.88	94.26
58--	STATE REVENUES	12,521,705.00	6,967,178.60	7,604,904.06	55.64	52.25
59--	FEDERAL PROGRAM REVENUE	350,000.00	116,688.30	107,390.11	33.34	16.47
----	Revenue	\$33,383,588.00	\$26,339,980.22	\$26,768,000.48	78.90%	75.57%
61--	PERSONNEL COST	25,180,446.00	12,357,095.45	12,744,302.36	49.07	51.5
62--	CONTRACTED SERVICES	4,544,625.00	1,672,307.52	1,644,966.94	36.8	38.4
63--	SUPPLIES	1,784,136.00	688,348.99	1,354,622.39	38.58	60.05
64--	MISCELLANEOUS	1,685,422.00	565,613.92	363,722.90	33.56	36.78
66--	CAPITAL ASSETS	415,000.00	223,025.60	0.00	53.74	0.00
----	Expense	\$33,609,629.00	\$15,506,391.48	\$16,107,614.59	46.14%	46.40%

	2021-2022 Current Budget	2021-2022 FYTD Activity	2020-2021 FYTD Activity
Grand Revenue	33,383,588.00	\$26,339,980.22	26,768,000.48
Grand Expense	33,609,629.00	15,506,391.48	16,107,614.59
Grand Totals	-\$226,041.00	\$10,833,588.74	\$10,660,385.89

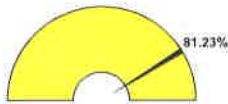
General Fund | Revenue Dashboard

For the Period Ending February 28, 2022

Projected Year End Fund Balance as % of Budgeted Revenues



Actual YTD Revenues



Projected YTD Revenues
76.36%

Actual YTD Local Sources



Projected YTD Local Sources
84.83%

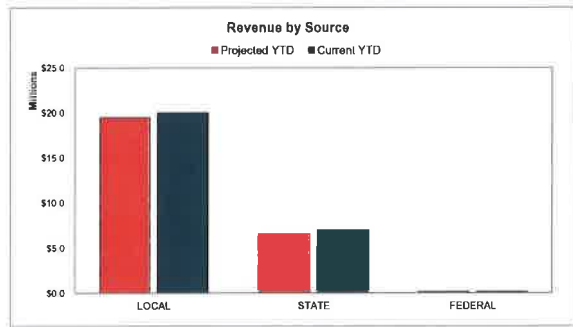
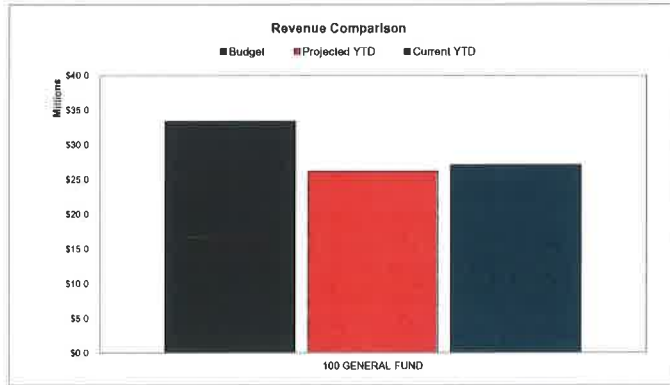
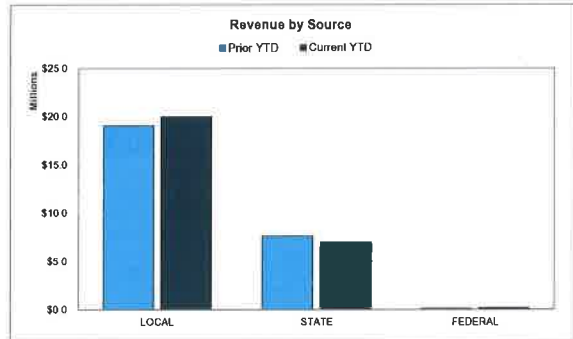
Actual YTD State Sources



Projected YTD State Sources
52.30%

Top 10 Sources of Revenue Year-to-Date

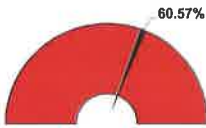
Taxes, Current Year Levy	\$19,631,463
Fsp Formula Foundation	\$5,849,129
Trs On-Behalf	\$733,100
Per Capita Apportionment	\$382,711
School Health And Related Services (Shars)	\$155,255
Taxes, Prior Years	\$125,970
Athletic Activities	\$103,859
Tuition And Fees From Local Sources	\$45,577
Other Revenues From Local Sources	\$36,247
Penalties, Interest, And Other Tax Revenues	\$18,940
Percent of Total Revenues YTD	99.86%



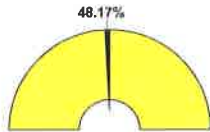
General Fund | Expenditure Dashboard

For the Period Ending February 28, 2022

Projected Year End Fund Balance as % of Budgeted Expenditures



Actual YTD Expenditures



Projected YTD Expenditures
51.49%

Actual YTD Instruction



Projected YTD Instruction
53.43%

Actual YTD Payroll Costs

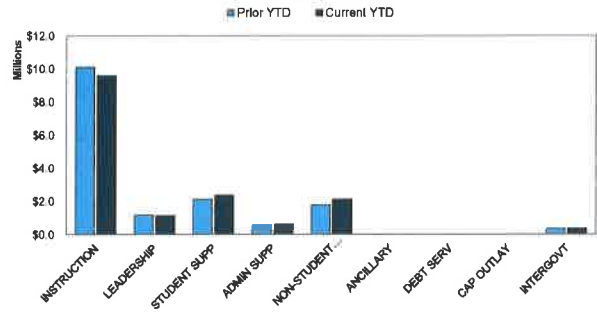


Projected YTD Payroll Costs
53.31%

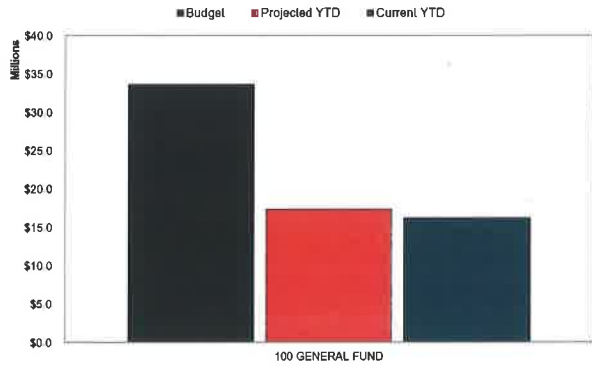
Top 10 Expenditures by Function Year-to-Date

Instruction	\$9,260,861
Plant Maint/Operations	\$1,683,878
Cocurr/Extracurr Activity	\$838,409
School Leadership	\$831,499
Student Transportation	\$817,190
General Administration	\$601,550
Guidance/Counsel/Eval Svs	\$552,248
Data Processing Svs	\$406,126
Other Intergovernmental Charge	\$327,437
Instructional Leadership	\$314,767
Percent of Total Expenditures YTD	96.57%

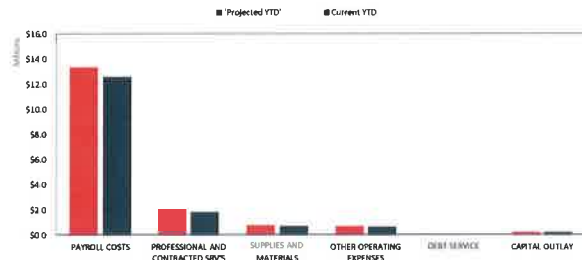
Expenditures by Function



Expenditure Comparison



Expenditures by Object



STEPHENVILLE INDEPENDENT SCHOOL DISTRICT

Statement Period: 2/1/2022 - 2/28/2022

INVESTMENT REPORT FOR GENERAL FUND

	Beginning Balance	Transactions/ Activity	Ending Balance	Accrued Earn FYTD
TCG Holdings via Ameritrade	6,219,946.61	(18,716.44)	6,201,230.17	(54,575.96)
<i>Monthly Details:</i>				*Asset Value Change
Dividends and Interest		312.96		
Market Appreciation/(Depreciation)		(17,363.16)		
(Withdrawals) from Account		-		
Other Income or (Expense)		(1,666.24)		
Texas Range (AAAm rated)	62,384.16	0.80	62,384.96	5.20
Interest Earned		0.80		
(Withdrawals) from Account		-		
TEXPOOL Prime (AAAm rated)	6,188,850.37	539.79	6,189,390.16	2,506.89
Interest Earned		539.79		
(Withdrawals) from Account		-		
FFB Checking Account Earnings	-	1,662.40	-	3,513.65
Gen Operating Cash	-	1,662.21	-	
Worker's Comp	-	0.19	-	
TOTAL ALL INSTITUTIONS:	\$12,471,181.14	-\$16,513.45	\$12,453,005.29	-\$48,550.22

INVESTMENT REPORT FOR BOND/CONSTRUCTION PROCEEDS FUND


	Beginning Balance	Transactions/ Activity	Ending Balance	Accrued Interest FYTD
FFB Checking Account Earnings	-	74.34	-	411.11
FFB Money Market	5,804,565.32	(1,499,867.08)	4,304,698.24	918.55
Interest Earned		132.92		
(Withdrawals) from Account		(1,500,000.00)		
TEXPOOL Prime (AAAm rated)	2,000,874.67	174.54	2,001,049.21	810.51
Interest Earned		174.54		
(Withdrawals) from Account		-		
TOTAL FOR ALL INSTITUTIONS	\$7,805,439.99	-\$1,499,692.54	\$6,305,747.45	\$2,140.17

INVESTMENT REPORT FOR DEBT SERVICE FUNDS

	Beginning Balance	Interest Earned	Ending Balance	Accrued Earn FYTD
TEXPOOL Prime (AAAm rated)	1,119,088.51	97.64	1,119,186.15	453.34
FFB Checking Account Earnings	-	271.72	-	592.19
TOTAL FOR ALL INSTITUTIONS	\$1,119,088.51	\$369.36	\$1,119,186.15	\$1,045.53

This report complies with District Investment Policy and State law in regard to Public Funds Investment Act, both in format and in portfolio contents as it relates to District Investment Strategy and relevant provisions of Government Code, Chapter 2256.

Signed: Teri Hodges



Date:

3/16/2022

Signed: Julie Griffin



Date:

3/16/2022

STEPHENVILLE INDEPENDENT SCHOOL DISTRICT

DETAILED TCG INVESTMENT REPORT FOR GENERAL FUND

	Beginning Account Value \$6,219,946.61	Current Rate	Market Value	February 2022		Gain/ (Loss)
				Cost Basis	Div/Int & Buy/ (Sell) (Expense)	
Cash and Cash Alternatives	% of portfolio		2/28/2022			
Fed Inv Fed Gov Oblig Fund	0.38%	0.01%	23,732.17	23,732.17	0.46	
TCG Holdings Ameritrade (Maturity)/Fxd Incm	99.62%					
Douglas Ariz Pledge Rev Oblig Txb1 Rev (1/1/23)		0.46%	397,225.12	400,014.00		(2,788.88)
FULTON CNTY GA GO LIBR BDS M/W (7/01/2023)		4.08%	243,139.34	247,013.13		(3,873.79)
Hawkins Cnty Tenn Ref Bds (3/1/2023)		3.00%	509,571.90	514,239.31		(4,667.41)
Lincoln Mich Cons Sch Dist Taxable GO (5/01/23)		0.33%	429,869.18	435,016.27		(5,147.09)
Maryland St Econ Dev Corp Bds (6/1/22)		4.50%	353,409.28	353,780.13		(370.85)
Midland Mich Pub Schs Taxable GO (5/01/23)		0.38%	494,561.40	500,016.55		(5,455.15)
Moreno Valley Calif Pub Fin AU Taxable Ref BDS (05/01/2023)		0.33%	346,203.59	350,018.95		(3,815.36)
New York N Y Bds (4/1/22)		2.80%	576,058.86	575,860.79		198.07
Somerset Cnty N J Impt Auth (5/15/23)		0.54%	426,773.50	431,240.60		(4,467.10)
United States Treasury Notes (6/30/23)		0.13%	837,515.63	847,900.00		(10,384.37)
United States Treasury Notes (8/15/23)		0.13%	491,621.05	498,970.31		(7,349.26)
United States Treasury Notes (10/15/23)		0.13%	676,361.67	685,577.73		(9,216.06)
United States Treasury Notes (12/31/23)		0.75%	395,187.48	398,212.50		(3,025.02)
Mangagement Expense					(1,666.24)	
Total Fixed Income			\$6,177,498.00	\$6,237,860.27		\$ (60,362.27)
Total Account Value as of 1/31/2022			\$6,201,230.17			

DETAILED TEXTERM POOL INVESTMENT REPORT FOR GENERAL FUND

	Market Value 2/1/2022	Share Price 2/28/2022	Shares Owned 2/28/2022	Earnings	Market Value 2/28/2022
	62,384.16	1.00	62,384.96	0.80	\$62,384.96

DETAILED TEXPOOL PRIME INVESTMENT REPORT FOR FUNDS

	Market Value 1/1/2022	Share Price 1/31/2022	Shares Owned 1/31/2022	Earnings/(WD)	Market Value 1/31/2022
General Operating	6,188,850.37	1.00	6,189,390.16	539.79	\$6,189,390.16
Debt Service Funds	1,119,088.51	1.00	1,119,186.15	97.64	\$1,119,186.15
Bond Proceeds	2,000,874.67	1.00	2,001,049.21	174.54	\$2,001,049.21

This report complies with District Investment Policy and State law in regard to Public Funds
Investment Act, both in format and in portfolio contents as it relates to District
Investment Strategy and relevant provisions of Government Code, Chapter 2256.

Signed: <i>Teri Hodges</i>		Date:	3/16/2022
Signed: <i>Julie Griffin</i>		Date:	3/16/2022

STEPHENVILLE I.S.D.**Board Reports 2021-2022 – Debt Service**

Revenue/Expenditure Summary

For period ending February 28, 2022

CALCULATION OF NET CURRENT INCREASE IN FUND

Revenue	6,005,383.33
Expenditures	<u>3,755,694.45</u>
Current Increase in Fund	\$2,249,688.88

YEAR TO DATE COMPARISON CURRENT FISCAL YEAR TO PREVIOUS

Obj XXXX	Object Description	2021-2022 Current Budget	2021-2022 FYTD Activity	2020-2021 FYTD Activity	2021-2022 FYTD %	2020-2021 FYTD %
571-	LOCAL TAX REVENUE	6,183,779.00	5,945,675.80	5,699,965.82	96.15	95.1
574-	OTHER LOCAL REVENUES	20,000.00	1,045.53	1,574.36	5.23	3.94
582-	TEA STATE PROGRAMS	35,000.00	58,662.00	0.00	167.61	0.00
594-	FEDERAL REIMBURSEMENT	226,308.00	0.00	0.00	0.00	0.00
791-	TRANSFERS IN	0.00	0.00	0.00	0.00	0.00
----	Revenue	<u>\$6,465,087.00</u>	<u>\$6,005,383.33</u>	<u>\$5,701,540.18</u>	92.89%	92.58%
651-	DEBT PRINCIPAL PAYMENTS	3,365,000.00	2,295,000.00	1,620,000.00	68.20	65.85
652-	DEBT INTEREST PAYMENTS	3,064,964.00	1,457,694.45	1,512,494.45	47.56	47.27
659-	OTHER DEBT SERVICE EXPENSES	30,000.00	3,000.00	6,850.00	10.00	2.28
894-	OTHER DEBT SERVICE EXPENSES	0.00	0.00	0.00	0.00	0.00
----	Expense	<u>\$6,459,964.00</u>	<u>\$3,755,694.45</u>	<u>\$3,139,344.45</u>	58.14%	52.67%

	2021-2022 Current Budget	2021-2022 FYTD Activity	2020-2021 FYTD Activity
Grand Revenue	6,465,087.00	6,005,383.33	5,701,540.18
Grand Expense	6,459,964.00	3,755,694.45	3,139,344.45
Grand Totals	\$5,123.00	\$2,249,688.88	\$2,562,195.73

STEPHENVILLE I.S.D.**Board Reports 2021-2022 - Debt Service**

Balance Sheet

February 28, 2022

Object XXXX	Object Description	2021-2022 Ending Balance	2020-2021 Ending Balance
111-	CASH	2,800,138.69	2,571,421.32
112-	INVESTMENTS	1,119,186.15	1,118,309.73
122-	TAX RECEIVABLE-DELINQUENT	98,942.00	58,396.00
123-	ALLOWANCE-UNCOLLECTIBLE TAXES	(18,068.00)	(17,695.00)
124-	DUE FROM	18,805.14	4,819.54
191-	LONG TERM INVESTMENTS	1,410,000.00	1,410,000.00
XXX A	Asset	\$5,429,003.98	\$5,145,251.59
211-	ACCOUNTS PAYABLE	0.00	0.00
231-	DEFERRED REVENUE	0.00	3,174.00
260-	DEFERRED REVENUE	80,874.00	40,701.00
XXX L	Liability	\$80,874.00	\$43,875.00
348-	RESERVE FOR LONG-TERM DEBT	1,688,441.10	1,599,180.86
349-	OTHER RESERVED FUND BALANCE	1,410,000.00	940,000.00
360-	UNDESIGNATED FUND BALANCE	2,249,688.88	2,562,195.73
431-	RESERVE FOR ENCUMBRANCES	0.00	0.00
XXX Q	Equity	\$5,348,129.98	\$5,101,376.59
		2021-2022	2020-2021
	Grand Asset Totals:	\$5,429,003.98	\$5,145,251.59
	Grand Liability Totals:	\$80,874.00	\$43,875.00
	Grand Equity Totals:	\$5,348,129.98	\$5,101,376.59

STEPHENVILLE I.S.D.**Board Reports 2021-2022 – Child Nutrition**

Revenue/Expenditure Summary

For period ending 2/28/2022

CALCULATION OF NET CURRENT INCREASE IN FUND

Revenue	\$1,075,809.93
Expenditures	<u>816,457.79</u>
Current Increase/(Decrease) in Fund	\$259,352.14

YEAR TO DATE COMPARISON CURRENT FISCAL YEAR TO PREVIOUS

Obj XXXX	Object Description	2021-2022 Current Budget	2021-2022 FYTD Activity	2020-2021 FYTD Activity	2021-2022 FYTD %	2020-20201 FYTD %
57--	LOCAL REVENUES	100,000.00	85,012.15	78,847.63	85.01	66.82
58--	STATE REVENUES	15,000.00	621.28	3,482.97	4.14	22.47
59--	FEDERAL PROGRAM REVENUE	1,400,000.00	990,176.50	525,881.90	70.73	36.95
----	Revenue	\$1,515,000.00	\$1,075,809.93	\$608,212.50	71.01%	39.07%
61--	PERSONNEL COST	677,678.00	316,064.19	327,649.08	46.64	51.80
62--	CONTRACTED SERVICES	10,350.00	4,058.89	2,883.11	39.22	27.46
63--	SUPPLIES	1,197,391.00	493,980.55	389,075.09	41.25	42.43
64--	MISCELLANEOUS	9,581.00	2,354.16	1,500.00	24.57	75.00
----	Expense	\$1,895,000.00	\$816,457.79	\$721,107.28	43.08%	46.17%

	2021-2022 Current Budget	2021-2022 FYTD Activity	2020-2021 FYTD Activity
Grand Revenue	1,515,000.00	1,075,809.93	608,212.50
Grand Expense	1,895,000.00	816,457.79	721,107.28
Grand Totals	(380,000.00)	\$259,352.14	(112,894.78)

STEPHENVILLE I.S.D.**Board Reports 2021-2022 - Child Nutrition**

Balance Sheet

2/28/2022

Object XXXX	Object Description	2021-2022 Ending Balance	2020-2021 Ending Balance
111-	CASH	616,635.28	(86,228.15)
124-	DUE FROM GOVERNMENT	0.00	0.00
126-	DUE FROM OTHER FUNDS	0.00	0.00
129-	OTHER RECEIVABLES	0.00	0.00
XXXX	*Asset	\$616,635.28	(86,228.15)
211-	ACCOUNTS PAYABLE	3,827.60	(558.19)
215-	PAYROLL TAXES PAYABLE	417.71	4,870.99
216-	ACCRUED WAGES PAYABLE	35,012.75	35,688.31
231-	DEFERRED REVENUE LOCAL	0.00	0.00
XXXX	*Liability	\$39,258.06	\$40,001.11
344-	RESERVE FOR ENCUMBRANCES	(4,297.00)	(6,466.20)
345-	RESERVE FOR CHILD NUTRITION	308,887.08	0.00
360-	UNDESIGNATED FUND BALANCE	268,490.14	(126,229.26)
431-	RESERVE FOR ENCUMBRANCES	4,297.00	6,466.20
XXXX	*Equity	\$577,377.22	(126,229.26)
		2021-2022	2020-2021
	Grand Asset Totals:	616,635.28	(86,228.15)
	Grand Liability Totals:	39,258.06	40,001.11
	Grand Equity Totals:	\$577,377.22	(126,229.26)

STEPHENVILLE I.S.D.**Board Reports 2021-2022 – Capital Projects & Bond Proceeds**

Revenue/Expenditure Summary

For period ending February 28, 2022

YEAR TO DATE COMPARISON CURRENT FISCAL YEAR TO PREVIOUS

Obj XXXX	Object Description	2021-2022 Current Budget	2021-2022 FYTD Activity	2020-2021 FYTD Activity
5742	INTEREST INCOME	20,000.00	2,140.17	59,465.19
791-	PROCEEDS IN	-	-	-
----	Revenue	\$ 20,000.00	\$ 2,140.17	\$ 59,465.19
X.6629	BUILDING PURCHASE/CONSTRUCTION	102,522.00	100,173.15	0.00
6399	SUPPLIES	100,000.00	88,210.93	0.00
6399	SUPPLIES	200,000.00	4,712.40	0.00
6399	SUPPLIES	150,000.00	14,392.67	24,208.40
6639	FURNITURE & EQUIPMENT	50,000.00	0.00	0.00
6399	SUPPLIES	200,000.00	70,389.83	0.00
6639	FURNITURE & EQUIPMENT	50,000.00	0.00	0.00
6399	SUPPLIES	193,066.00	134,938.65	663.76
6639	FURNITURE & EQUIPMENT	55,000.00	49,999.00	0.00
6399	SUPPLIES	0.00	0.00	1,327.00
6629	BUILDING PURCHASE/CONSTRUCTION	7,000,000.00	5,275,015.32	8,230,131.54
6629	BUILDING PURCHASE/CONSTRUCTION	0.00	0.00	66,930.99
6629	BUILDING PURCHASE/CONSTRUCTION	0.00	0.00	12,155.00
----	Expense (698/699)	\$ 8,100,588.00	\$ 5,637,658.80	\$ 8,335,416.69

	2021-2022 Current Budget	2021-2022 FYTD Activity	2020-2021 FYTD Activity
Grand Revenue	20,000.00	2,140.17	59,465.19
Grand Expense	8,100,588.00	5,637,658.80	8,335,416.69
Grand Totals	\$ (8,080,588.00)	\$ (5,635,518.63)	\$ (8,275,951.50)

STEPHENVILLE I.S.D.

Board Reports 2021-2022 - Capital Projects & Bond Proceeds

Balance Sheet

2/28/2022

Object XXXX	Object Description	2021-2022 Ending Balance	2020-2021 Ending Balance
1100	FFB MM CASH & INV	4,304,698.24	5,803,204.40
1110	CASH	858,886.81	713,555.51
1121	POOL-DOLLAR INVESTMENT	2,001,049.21	12,385,048.19
1123	INVESTMENT WITH TCG	0.00	0.00
1261	DUE FROM GENERAL FUND	82,144.94	1,082,144.94
1264	DUE FROM CPTL PROJECTS	156,484.48	0.00
XXXX	*Asset	\$7,403,263.68	\$19,983,953.04
2110	ACCOUNTS PAYABLE	0.00	0.00
2174	DUE TO CAPITAL PROJECTS	1,054,433.07	0.00
2174	DUE TO CAPITAL PROJECTS	(897,948.59)	0.00
2215. 20	RETAINAGE DUE- IMPERIAL	0.00	203,399.18
2215. 21	RETAINAGE DUE- ICI	2,297,030.48	1,457,081.31
XXXX	*Liability	\$2,453,514.96	\$1,660,480.49
3470	RESTRICTED FUNDS	9,685,504.41	25,599,424.24
3510	COMMITTED FUND BALANCE CONST	999,999.81	999,999.81
3601	REV SUMMARY	2,140.17	59,465.19
3602	EXP SUMMARY	(100,173.15)	0.00
3602	EXP SUMMARY	-5,637,722.52	-8,335,416.69
XXX Q -----	*Equity	\$4,949,748.72	\$18,323,472.55

	2021-2022	2020-2021
Grand Asset Totals:	7,403,263.68	19,983,953.04
Grand Liability Totals:	2,453,514.96	1,660,480.49
Grand Equity Totals:	\$4,949,748.72	\$18,323,472.55