

**BOARD OF TRUSTEES  
AGENDA**

<input type="checkbox"/> Workshop	<input checked="" type="checkbox"/> Regular	<input type="checkbox"/> Special
-----------------------------------	---	----------------------------------

- (A)  Report Only  Recognition

**Presenter(s): ISMAEL MIJARES, DEPUTY SUPERINTENDENT FOR BUSINESS & FINANCE**

**Briefly describe the subject of the report or recognition presentation.**

REVIEW INVESTMENT OFFICER'S QUARTERLY REPORT OF INVESTMENT  
TRANSACTIONS FOR ALL FUNDS FOR THE QUARTER ENDED FEBRUARY 28, 2022.

- (B)  Action Item

**Presenter(s):**

**Briefly describe the action required.**

- (C) **Funding source: Identify the source of funds if any are required.**

- (D) **Clarification: Explain any question or issues that might be raised regarding this item.**

THE QUARTERLY INVESTMENT REPORT IS BEING PREPARED IN ACCORDANCE  
WITH BOARD POLICY CDA (LOCAL).



# EAGLE PASS INDEPENDENT SCHOOL DISTRICT

**TO:** Samuel Mijares, Superintendent  
**FROM:** Ismael Mijares  
Deputy Superintendent for Business & Finance-Investment Officer  
**DATE:** March 24, 2022  
**SUBJECT: *QUARTERLY INVESTMENT REPORT***

Attached is the District's Quarterly Investment Report in accordance with Board Policy CDA (Local). The Report includes statements for the period ending February 28, 2022. The following is a summary of the amounts invested in various accounts.

## **LONESTAR INVESTMENT POOL - CORPORATE OVERNIGHT PLUS FUND**

ELEMENTARY FUND	174,214.32
GENERAL FUND	88,482,271.90
INTEREST & SINKING FUND	3,940,777.31
<b>TOTAL:</b>	<b><u>\$92,597,263.53</u></b>

The grand total of the District's investments on February 28, 2022 was \$92,597,263.53  
The market value of these investments as of February 28, 2022 was \$92,581,095.82

# Eagle Pass Independent School District

## Schedule of Investments and Market Values

February 28, 2022

### LONESTAR INVESTMENT POOL - **CORPORATE OVERNIGHT PLUS FUND**:

Account	Investments	3 mth. Avg.	Market Values	Investments	3 mth. Avg.	Market Values
	<b>2/28/2021</b>	Annual Yield	<b>2/28/2021</b>	<b>2/28/2022</b>	Annual Yield	<b>2/28/2022</b>
Elementary Fund	391,992.84	0.15%	392,026.57	174,214.32	0.12%	174,183.90
General Fund	59,507,088.81	0.15%	59,512,209.92	88,482,271.90	0.12%	88,466,822.68
Interest & Sinking Fund	4,039,409.84	0.15%	4,039,757.47	3,940,777.31	0.12%	3,940,089.24
Maintenance Tax Notes Series 2019	458,448.91	0.15%	458,488.36	0.00	0.00%	0.00
<b>TOTAL OF INVESTMENTS</b>	<b>\$64,396,940.40</b>	0.15%	<b>\$64,402,482.32</b>	<b>\$92,597,263.53</b>	0.12%	<b>\$92,581,095.82</b>

### OTHER YIELD AVERAGES:

	02/28/2021*	5/31/2021*	8/31/2021**	11/30/2021*	02/28/2022*
Lonestar Investment Pool-Corporate Overnight Plus Fund	0.15%	0.12%	0.14%	0.08%	0.12%
US Dept of the Treasury 91-Day US Treasury Bill	0.07%	0.02%	0.06%	0.05%	0.17%
US Dept of the Treasury 6-Month US Treasury Bill	0.08%	0.04%	0.07%	0.06%	0.36%
Cash in bank accounts	0.12%	0.04%	0.09%	0.01%	0.01%

\* 3-Month Average

\*\* 12-Month Average

### NOTE:

**Cash in bank accounts as of 02/28/22--\$9,689,011.81:** Food Service Fund \$458,991.93; General Operating Fund \$8,760,266.68; AND I&S Fund \$469,753.20.  
**Federal Deposit Insurance Corporation and Market Value of Pledged Amount:** \$250,000 + \$23,364,176. = **\$23,614,176.00**

**EAGLE PASS INDEPENDENT SCHOOL DISTRICT**  
**Schedule of Investments and Interest Earned**  
**For Quarter Ending February 28, 2022**

**Quarterly: 12/01/2021 - 02/28/2022**

Fund	Fund Code	Account Type	Investments	Interest Earned	Investments	Interest Earned
			Account Balance as of 02/28/2021	12/01/2020 to 2/28/2021	Account Balance as of 02/28/2022	12/01/2021 to 2/28/2022
Elementary Fund	865	Corporate Overnight Plus Fund	391,992.84	147.58	174,214.32	51.05
General Fund	199	Corporate Overnight Plus Fund	59,507,088.81	16,571.50	88,482,271.90	22,103.57
Interest & Sinking Fund	518	Corporate Overnight Plus Fund	4,039,409.84	758.48	3,940,777.31	1,119.30
Maintenance Tax Notes Series 2019	177	Corporate Overnight Plus Fund	458,448.91	186.21	-	-
		Total Invested/Interest Earned	<u>64,396,940.40</u>	<u>17,663.77</u>	<u>92,597,263.53</u>	<u>23,273.92</u>

**Year to Date: 09/01/2021 - 02/28/2022**

Fund	Fund Code	Account Type	Investments	Interest Earned	Investments	Interest Earned
			Account Balance as of 02/28/2021	09/01/2020 to 2/28/2021	Account Balance as of 02/28/2022	09/01/2021 to 2/28/2022
Elementary Fund	865	Corporate Overnight Plus Fund	391,992.84	345.61	174,214.32	86.57
General Fund	199	Corporate Overnight Plus Fund	59,507,088.81	35,178.62	88,482,271.90	33,036.09
Interest & Sinking Fund	518	Corporate Overnight Plus Fund	4,039,409.84	1,120.44	3,940,777.31	1,365.95
Maintenance Tax Notes Series 2019	177	Corporate Overnight Plus Fund	458,448.91	447.85	-	-
		Total Invested/Interest Earned	<u>64,396,940.40</u>	<u>37,092.52</u>	<u>92,597,263.53</u>	<u>34,488.61</u>

**EAGLE PASS INDEPENDENT SCHOOL DISTRICT**  
**Quarter Ending: 02/28/2022**  
**Cash in Bank Accounts**

<b>Food Service Fund</b>		458,991.93
<b>General Fund</b>		
Tax Collections-Escrow Account	216,524.88	
Designated Purpose Fund	225,798.59	
Tax Collections-Credit Card/ACH Payments	204,616.19	
Payroll Fund	3,524,249.73	
Disbursement Fund	757,522.69	
Elementary Fund	247,593.67	
Eagle Pass ISD	0.00	
Health Insurance Fund	2,486,802.39	
General Operating	1,097,158.54	8,760,266.68
<b>I &amp; S Fund-Bond Series</b>		469,753.20
	<b>Total</b>	<b>9,689,011.81</b>

* <b>Federal Deposit Insurance Corporation</b>	250,000.00
** <b>Pledged Amount (LOC)</b>	23,364,176.00
<b>TOTAL</b>	<b>23,614,176.00</b>

**Amount Over/(Under) Pledged** **13,925,164.19**

\* Federal Deposit Insurance Corporation (FDIC) amount provided by the U.S. government as collateral to insure deposits.  
 \*\* Irrevocable Letter of Credit (ILOC) amount provided by Compass Bank as collateral to protect deposits as required by the Public Funds Investment Act. The ILOC issued by Compass Bank is held independently by the Federal Home Loan Bank Atlanta and the school district is the only entity that is entitled to draw funds against it should the bank fail.

<b>Checking Account Interest Rates</b>			<b>3-Month</b>
<b>Dec-2021*</b>	<b>Jan-2022**</b>	<b>Feb-2022***</b>	<b>Average</b>
0.01%	0.01%	0.01%	0.01%

<b>CD Interest Rates*</b>		
<b>3-Month</b>	<b>6-Month</b>	<b>9-Month</b>
N/A	N/A	N/A

**BBVA Compass will evaluate each CD rate solicitation upon request.**

\* rates as of February 28, 2022

BBVA COMPASS  
EAGLE PASS INDEPENDENT SCHOOL DISTRICT  
DEPOSITORY CONTRACT  
LIMITS

PLEGDED AMOUNT:

FDIC	\$	<b>250,000.00</b>
SECURITIES: Book Value		-
Market Value		-
Letter of credit (LOC)	\$	<b>23,364,176.00</b>

Total Collateral	\$	23,614,176.00
------------------	----	---------------

**BANK ACCOUNT BALANCES AS OF: February 28, 2022**

Eagle Pass ISD	3003202299	-
Designated Purpose Fund	3001202264	225,798.59
Disbursement Fund	3003202248	757,522.69
Elementary Fund	3003202272	247,593.67
Tax Collections-Escrow Account	0110400402	216,524.88
Food Service Fund	3001202280	458,991.93
General Operating Fund	3003603125	1,097,158.54
Health Insurance Fund	2517032800	2,486,802.39
I&S Fund	3003202307	469,753.20
Payroll Fund	3003202221	3,524,249.73
Tax Collections-Credit Card/ACH	3003018664	204,616.19

Certificates of Deposit	\$	-
-------------------------	----	---

Total Checking Account Balances	\$	9,689,011.81
---------------------------------	----	--------------

Amount Over/(Under) Pledged	\$	<b>13,925,164.19</b>
-----------------------------	----	----------------------

BBVA COMPASS  
EAGLE PASS INDEPENDENT SCHOOL DISTRICT  
DEPOSITORY CONTRACT  
LIMITS

PLEGGED AMOUNT:

FDIC	\$	<b>250,000.00</b>
SECURITIES: Book Value		-
Market Value		-
Letter of credit (LOC)	\$	<b>13,000,000.00</b>

Total Collateral	\$	13,250,000.00
------------------	----	---------------

**BANK ACCOUNT BALANCES AS OF: February 26, 2021**

Eagle Pass ISD	3003202299	4,000,000.00
Designated Purpose Fund	3001202264	1,008.36
Disbursement Fund	3003202248	1,648,666.59
Elementary Fund	3003202272	8,307.13
Tax Collections-Escrow Account	0110400402	210,778.63
Food Service Fund	3001202280	13,586.23
General Operating Fund	3003603125	194,411.35
Health Insurance Fund	2517032800	257,241.78
I&S Fund	3003202307	49,211.34
Payroll Fund	3003202221	2,148,967.03
Tax Collections-Credit Card/ACH	3003018664	56,661.03

Certificates of Deposit	\$	-
-------------------------	----	---

Total Checking Account Balances	\$	8,588,839.47
---------------------------------	----	--------------

Amount Over/(Under) Pledged	\$	<b>4,661,160.53</b>
-----------------------------	----	---------------------

Participant #: 159901

**Lone Star™** 2022 2nd Quarter  
Investment Pool **Quarterly Statement**

Statement Period: 12/01/2021 to 02/28/2022

Ismael Mijares  
Eagle Pass ISD  
587 Madison St  
Eagle Pass, Texas 78852



**Summary of Portfolio Holdings**

Account	Fund	Number of Shares	Price Per Share	Account Book Value (USD)	Account Market Value (USD)	% Port.
<i>Elementary Fund</i>	Corporate Overnight Plus Fund	174,214.32	1.00	174,214.32	174,183.90	0.19%
<b>Totals:</b>				<b>174,214.32</b>	<b>174,183.90</b>	

Account	Fund	Number of Shares	Price Per Share	Account Book Value (USD)	Account Market Value (USD)	% Port.
<i>General Fund</i>	Corporate Overnight Plus Fund	88,482,271.90	1.00	88,482,271.90	88,466,822.68	95.56%
<b>Totals:</b>				<b>88,482,271.90</b>	<b>88,466,822.68</b>	

Account	Fund	Number of Shares	Price Per Share	Account Book Value (USD)	Account Market Value (USD)	% Port.
<i>Interest &amp; Sinking Fund</i>	Corporate Overnight Plus Fund	3,940,777.31	1.00	3,940,777.31	3,940,089.24	4.26%
<b>Totals:</b>				<b>3,940,777.31</b>	<b>3,940,089.24</b>	

**Totals**

Fund	Number of Shares	Price Per Share	Fund Balance (USD)	% Port.
Corporate Overnight Fund	0.00	1.00	0.00	0.00 %
Government Overnight Fund	0.00	1.00	0.00	0.00 %
Corporate Overnight Plus Fund	92,597,263.53	1.00	92,597,263.53	100.00 %
<b>Total Value:</b>			<b>92,597,263.53</b>	<b>100.00 %</b>

**Portfolio Transactions**

**Elementary Fund - Corporate Overnight Plus Fund**

Settle Date	Trade Type	Share Balance	Number of Shares	Price/Share	Amount (USD)
12/01/2021	Starting Balance	175,469.58			175,469.58
12/10/2021	Transfer Out	174,675.38	-794.20	1.00	-794.20
12/31/2021	Interest	174,690.04	14.66	1.00	14.66
01/18/2022	Transfer Out	174,650.24	-39.80	1.00	-39.80
01/18/2022	Transfer Out	174,611.56	-38.68	1.00	-38.68



**Elementary Fund - Corporate Overnight Plus Fund (Continued)**

Settle Date	Trade Type	Share Balance	Number of Shares	Price/Share	Amount (USD)
01/31/2022	Interest	174,629.69	18.13	1.00	18.13
02/02/2022	Transfer Out	174,430.99	-198.70	1.00	-198.70
02/07/2022	Transfer Out	174,412.86	-18.13	1.00	-18.13
02/09/2022	Transfer Out	174,196.06	-216.80	1.00	-216.80
02/28/2022	Interest	174,214.32	18.26	1.00	18.26
02/28/2022	Ending Balance	174,214.32			174,214.32

**General Fund - Corporate Overnight Plus Fund**

Settle Date	Trade Type	Share Balance	Number of Shares	Price/Share	Amount (USD)
12/01/2021	Starting Balance	65,470,869.86			65,470,869.86
12/03/2021	Deposit	66,899,793.17	1,428,923.31	1.00	1,428,923.31
12/03/2021	Withdrawal	63,899,793.17	-3,000,000.00	1.00	-3,000,000.00
12/03/2021	Withdrawal	62,470,869.86	-1,428,923.31	1.00	-1,428,923.31
12/06/2021	Deposit	62,471,087.60	217.74	1.00	217.74
12/06/2021	Deposit	62,475,442.40	4,354.80	1.00	4,354.80
12/06/2021	Withdrawal	62,470,869.86	-4,572.54	1.00	-4,572.54
12/07/2021	Deposit	62,487,017.02	16,147.16	1.00	16,147.16
12/08/2021	Vendor Payment Tristar Risk Management	62,482,030.72	-4,986.30	1.00	-4,986.30
12/08/2021	Withdrawal	62,465,883.56	-16,147.16	1.00	-16,147.16
12/08/2021	Vendor Payment Texas State Natural Gas, Inc.	62,463,093.70	-2,789.86	1.00	-2,789.86
12/08/2021	Vendor Payment Tristar Risk Management	62,456,495.42	-6,598.28	1.00	-6,598.28
12/09/2021	Vendor Payment HEB Grocery Company, LP	62,450,884.21	-5,611.21	1.00	-5,611.21
12/10/2021	Transfer In	62,451,678.41	794.20	1.00	794.20
12/13/2021	Deposit	63,856,971.81	1,405,293.40	1.00	1,405,293.40
12/13/2021	Withdrawal	60,856,971.81	-3,000,000.00	1.00	-3,000,000.00
12/13/2021	Vendor Payment Davis Powell Architecture	60,835,571.81	-21,400.00	1.00	-21,400.00
12/13/2021	Vendor Payment Bega Paving, Inc (closed 3/10/22)	60,751,068.05	-84,503.76	1.00	-84,503.76
12/13/2021	Withdrawal	59,345,774.65	-1,405,293.40	1.00	-1,405,293.40
12/14/2021	Withdrawal	57,345,774.65	-2,000,000.00	1.00	-2,000,000.00
12/17/2021	Deposit	57,745,774.65	400,000.00	1.00	400,000.00
12/20/2021	Deposit	59,005,774.65	1,260,000.00	1.00	1,260,000.00
12/20/2021	Vendor Payment A E Hiller & Sons, Inc.	58,981,804.52	-23,970.13	1.00	-23,970.13
12/21/2021	Deposit	60,781,804.52	1,800,000.00	1.00	1,800,000.00
12/22/2021	Deposit	61,917,079.10	1,135,274.58	1.00	1,135,274.58
12/23/2021	Deposit	72,144,258.10	10,227,179.00	1.00	10,227,179.00
12/23/2021	Deposit	72,664,258.10	520,000.00	1.00	520,000.00
12/30/2021	Deposit GSE Antitrust Settlement	72,666,916.48	2,658.38	1.00	2,658.38
12/30/2021	Deposit	74,166,916.48	1,500,000.00	1.00	1,500,000.00
12/31/2021	Interest	74,172,331.28	5,414.80	1.00	5,414.80
01/06/2022	Withdrawal	73,037,056.70	-1,135,274.58	1.00	-1,135,274.58
01/06/2022	Withdrawal	71,631,763.30	-1,405,293.40	1.00	-1,405,293.40
01/07/2022	Deposit	72,221,763.30	590,000.00	1.00	590,000.00
01/10/2022	Deposit	73,627,056.70	1,405,293.40	1.00	1,405,293.40
01/10/2022	Withdrawal	70,627,056.70	-3,000,000.00	1.00	-3,000,000.00
01/12/2022	Deposit	73,127,056.70	2,500,000.00	1.00	2,500,000.00
01/12/2022	Withdrawal	73,080,469.33	-46,587.37	1.00	-46,587.37

**General Fund - Corporate Overnight Plus Fund (Continued)**

Settle Date	Trade Type	Share Balance	Number of Shares	Price/Share	Amount (USD)
01/14/2022	Vendor Payment Texas State Natural Gas, Inc.	73,078,299.45	-2,169.88	1.00	-2,169.88
01/14/2022	Vendor Payment Tristar Risk Management	73,069,380.83	-8,918.62	1.00	-8,918.62
01/18/2022	Transfer In	73,069,420.63	39.80	1.00	39.80
01/18/2022	Transfer In	73,069,459.31	38.68	1.00	38.68
01/19/2022	Vendor Payment Tristar Risk Management	73,063,997.62	-5,461.69	1.00	-5,461.69
01/21/2022	Vendor Payment Tristar Risk Management	73,050,729.78	-13,267.84	1.00	-13,267.84
01/25/2022	Deposit	73,065,585.84	14,856.06	1.00	14,856.06
01/25/2022	Deposit	83,302,392.84	10,236,807.00	1.00	10,236,807.00
01/25/2022	Deposit	84,166,481.54	864,088.70	1.00	864,088.70
01/25/2022	Withdrawal	83,302,392.84	-864,088.70	1.00	-864,088.70
01/25/2022	Withdrawal	83,287,536.78	-14,856.06	1.00	-14,856.06
01/27/2022	Vendor Payment HEB Grocery Company, LP	83,280,298.75	-7,238.03	1.00	-7,238.03
01/31/2022	Deposit	83,980,298.75	700,000.00	1.00	700,000.00
01/31/2022	Interest	83,988,126.14	7,827.39	1.00	7,827.39
02/01/2022	Deposit	84,175,862.54	187,736.40	1.00	187,736.40
02/01/2022	Deposit	84,179,862.54	4,000.00	1.00	4,000.00
02/01/2022	Withdrawal	84,145,767.08	-34,095.46	1.00	-34,095.46
02/01/2022	Withdrawal	84,070,361.48	-75,405.60	1.00	-75,405.60
02/02/2022	Transfer In	84,070,560.18	198.70	1.00	198.70
02/02/2022	Withdrawal	83,882,823.78	-187,736.40	1.00	-187,736.40
02/07/2022	Transfer In	83,882,841.91	18.13	1.00	18.13
02/08/2022	Withdrawal	81,882,841.91	-2,000,000.00	1.00	-2,000,000.00
02/09/2022	Transfer In	81,883,058.71	216.80	1.00	216.80
02/10/2022	Withdrawal	81,879,058.71	-4,000.00	1.00	-4,000.00
02/11/2022	Deposit	82,005,729.09	126,670.38	1.00	126,670.38
02/11/2022	Deposit	82,140,182.17	134,453.08	1.00	134,453.08
02/11/2022	Deposit	82,188,392.38	48,210.21	1.00	48,210.21
02/11/2022	Deposit	82,930,269.65	741,877.27	1.00	741,877.27
02/11/2022	Deposit	87,347,098.97	4,416,829.32	1.00	4,416,829.32
02/11/2022	Deposit	89,353,643.96	2,006,544.99	1.00	2,006,544.99
02/11/2022	Deposit	89,360,459.55	6,815.59	1.00	6,815.59
02/11/2022	Deposit	89,361,544.33	1,084.78	1.00	1,084.78
02/11/2022	Deposit	89,420,839.58	59,295.25	1.00	59,295.25
02/11/2022	Deposit	92,094,018.54	2,673,178.96	1.00	2,673,178.96
02/11/2022	Deposit	92,339,753.51	245,734.97	1.00	245,734.97
02/11/2022	Vendor Payment Tristar Risk Management	92,325,377.25	-14,376.26	1.00	-14,376.26
02/11/2022	Withdrawal	81,864,682.45	-10,460,694.80	1.00	-10,460,694.80
02/11/2022	Vendor Payment Texas State Natural Gas, Inc.	81,860,605.64	-4,076.81	1.00	-4,076.81
02/14/2022	Vendor Payment HEB Grocery Company, LP	81,859,171.04	-1,434.60	1.00	-1,434.60
02/15/2022	Deposit	86,859,171.04	5,000,000.00	1.00	5,000,000.00
02/18/2022	Withdrawal	84,859,171.04	-2,000,000.00	1.00	-2,000,000.00
02/22/2022	Deposit	84,885,958.80	26,787.76	1.00	26,787.76
02/22/2022	Withdrawal	84,859,171.04	-26,787.76	1.00	-26,787.76
02/23/2022	Withdrawal	83,659,171.04	-1,200,000.00	1.00	-1,200,000.00
02/23/2022	Withdrawal	83,563,506.33	-95,664.71	1.00	-95,664.71
02/23/2022	Vendor Payment J P Sanchez	83,295,065.78	-268,440.55	1.00	-268,440.55

**General Fund - Corporate Overnight Plus Fund (Continued)**

Settle Date	Trade Type	Share Balance	Number of Shares	Price/Share	Amount (USD)
02/23/2022	Vendor Payment Bega Paving, Inc (closed 3/10/22)	83,140,904.39	-154,161.39	1.00	-154,161.39
02/24/2022	Deposit	83,662,823.39	521,919.00	1.00	521,919.00
02/24/2022	Withdrawal	83,140,904.39	-521,919.00	1.00	-521,919.00
02/25/2022	Deposit	88,491,630.39	5,350,726.00	1.00	5,350,726.00
02/25/2022	Vendor Payment Tristar Risk Management	88,473,410.52	-18,219.87	1.00	-18,219.87
02/28/2022	Interest	88,482,271.90	8,861.38	1.00	8,861.38
02/28/2022	Ending Balance	88,482,271.90			88,482,271.90

**Interest & Sinking Fund - Corporate Overnight Plus Fund**

Settle Date	Trade Type	Share Balance	Number of Shares	Price/Share	Amount (USD)
12/01/2021	Starting Balance	3,202,133.01			3,202,133.01
12/17/2021	Deposit	3,572,133.01	370,000.00	1.00	370,000.00
12/20/2021	Deposit	3,692,133.01	120,000.00	1.00	120,000.00
12/23/2021	Deposit	3,942,133.01	250,000.00	1.00	250,000.00
12/31/2021	Interest	3,942,427.38	294.37	1.00	294.37
01/31/2022	Deposit	4,742,427.38	800,000.00	1.00	800,000.00
01/31/2022	Interest	4,742,839.40	412.02	1.00	412.02
02/01/2022	Withdrawal	3,940,364.40	-802,475.00	1.00	-802,475.00
02/28/2022	Interest	3,940,777.31	412.91	1.00	412.91
02/28/2022	Ending Balance	3,940,777.31			3,940,777.31

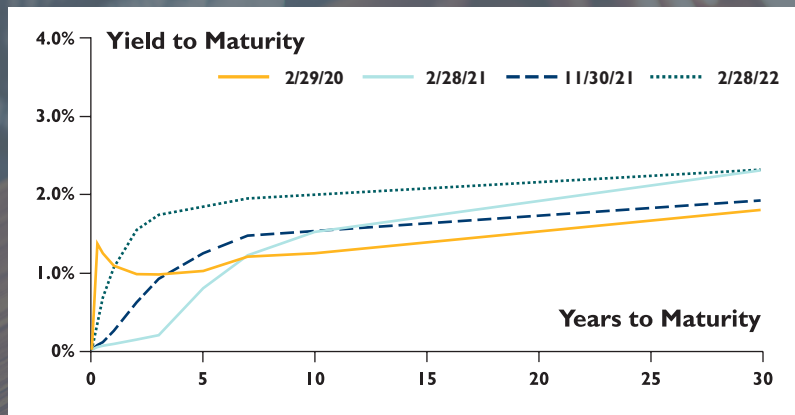
**Important Information about this statement**

Please review this statement carefully, it is the official record of your account with Lone Star Investment Pool and First Public, LLC. If you disagree with any transaction, or if there are any errors or omissions in this statement please notify us promptly in writing, but no later than 10 business days after receipt of this statement. Trades pending settlement will not appear on this statement. All such trades will appear in the next monthly statement. The yield for the period is an annualized rate that reflects the relationship between the average amount of income earned and the average daily balance for the account. Please notify First Public promptly and in writing of any changes of address or phone number. Times of transactions will be furnished upon written request. The Lone Star Investment Pool Information Statement should be read carefully before investing. Investors should consider the investment objectives, risks, charges and expenses associated with municipal fund securities before investing. All transactions are no load. No remuneration has, or will be, paid to any entity in connection with this transaction. An investor may obtain an Information Statement by contacting First Public at the address and phone number identified above. An investment in Lone Star investment Pool is not insured or guaranteed by the Federal Deposit Insurance Corporation ("FDIC") or any other government agency and although Lone Star Investment Pool seeks to preserve the value of the investment at a fixed share price, it is possible to lose money by investing in municipal fund securities.

## Quarterly Position Report

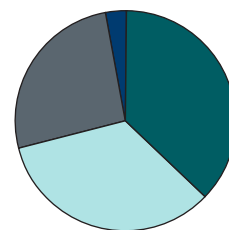
### February 28, 2022

U.S. Treasury yields rose sharply in the three-month period ending in February. The curve flattened as the two-year note rose nearly 100 basis points while the 30-year bond rose by 40 basis points. Equity markets, which surged in 2021, started the first two months of 2022 lower as the S&P 500 fell by over 8%. The good news for the economy is that Covid-19 cases have fallen significantly. The job market has continued to show strong growth as the unemployment rate fell to 3.8%. The Russian invasion of Ukraine has increased uncertainty in the global economy. Credit spreads have moved higher due to the uncertainty as well as the expectation of less accommodative monetary policy. Inflation has continued at levels not seen in 40 years. At the start of February, the market was pricing in a strong probability of a 50 basis point hike at the March 16th FOMC meeting, but that probability has fallen to near zero. At the end of February, the market was pricing in 25 basis point hikes at the next four FOMC meetings as the most likely scenario.



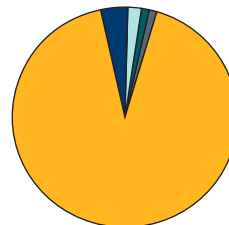
<b>Government Overnight Fund</b>		Duration 0.09706
	Participant Assets	Market Value
Beginning-of-Quarter Balance	3,529,239,231.12	3,529,093,661.41
Deposits	7,402,588,476.06	
Withdrawals	(5,565,984,595.28)	
End-of-Quarter Balance	5,365,843,111.90	5,364,023,199.51

Treasuries	37%
Cash/Repo	34%
Agencies	26%
MM Funds	3%



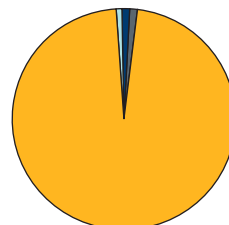
<b>Corporate Overnight Fund</b>		Duration 0.15161
	Participant Assets	Market Value
Beginning-of-Quarter Balance	2,622,468,893.43	2,622,481,397.72
Deposits	3,483,921,534.99	
Withdrawals	(2,150,725,669.47)	
End-of-Quarter Balance	3,955,664,758.95	3,955,124,995.60

Commercial Paper	92%
MM Funds	4%
Cash/Repo	2%
Treasuries	1%
Agencies	1%



<b>Corporate Overnight Plus Fund</b>		Duration 0.15800
	Participant Assets	Market Value
Beginning-of-Quarter Balance	6,693,695,974.44	6,693,717,776.36
Deposits	8,406,885,339.84	
Withdrawals	(5,094,297,486.34)	
End-of-Quarter Balance	10,006,283,827.94	10,004,536,706.78

Commercial Paper	97%
Cash/Repo	1%
MM Funds	1%
Agencies	1%



### Returns

	December		January		February	
	Average Rate	7-day SEC Yield	Average Rate	7-day SEC Yield	Average Rate	7-day SEC Yield
Govt Overnight Fund	0.01%	0.01%	0.01%	0.01%	0.02%	0.03%
Corp Overnight Fund	0.07%	0.07%	0.09%	0.10%	0.11%	0.13%
Corp Overnight Plus Fund	0.10%	0.10%	0.12%	0.13%	0.14%	0.15%

*William Mastrodicasa*  
William Mastrodicasa

Lone Star Investment Pool Investment Officers

*Tammy Davis*  
Tammy Davis