

Browning Elementary
Board Report for December 10, 2019

Browning Elementary School	
Attendance for November	
students % of whole school	86.86%
students % by grade level	2nd- 86.08% 3rd- 87.65%
Class with best attendance	2nd Grade- Thomas 3rd Grade- Woolf
Classified attendance %	91%
Certified attendance %	90%
Staff attendance as a whole	90.5%
Perfect attendance students	2nd Grade-5 3rd Grade-3
Perfect attendance classified staff	Angel, Chyana & Frances 🍌
Perfect attendance certified staff	Amanda, Arthur, Mary, Radium & Tracey 🍌
Dropped students	1
Home visits	4 + 16 Food Basket Deliveries
Referrals	26
OSS's	4
Bully incidents	2
Solutions/Parent Meetings	1

CULTURE MATTERS: November culture day

This month we held our third culture day activity and started the day with an assembly in the gym. The Spirit of the Buffalo drum group and Stan Whiteman from the middle school came to the school to drum and dance. The BES students got the opportunity to hear the drum group drum while dancers danced in their regalia. The BES students were very inspired and pleased to see each dance.



SAFETY MATTERS: Conscious Discipline

At BES we are working on establishing a trauma-informed social and emotional learning environment that is supportive of students' needs. To do this the staff of Browning Elementary is learning about Conscious Discipline which is an evidence-based, trauma informed approach. The staff is receiving professional development through an e-learning course along with the Conscious Discipline book during extended day meetings. The goal is to help staff learn about social emotional learning, alternative discipline and to know how to help students self-regulate so they feel safe to learn.

GRADUATION MATTERS: ISIP Reading Data

2nd grade ISIP by actual student numbers

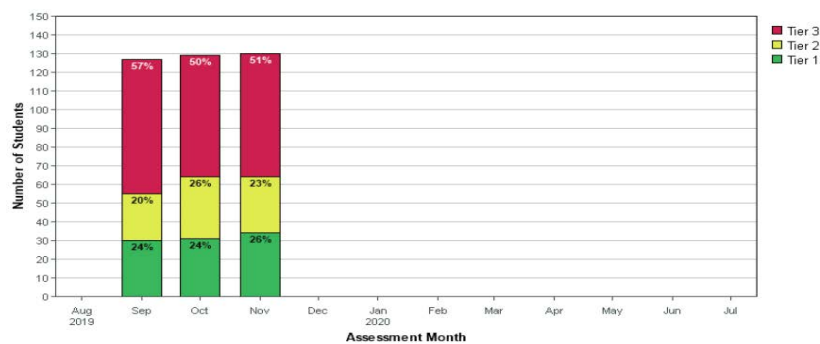
2nd grade Student tier 1,2,3 movement

September	October	November
31	31	34
25	33	30
73	65	66

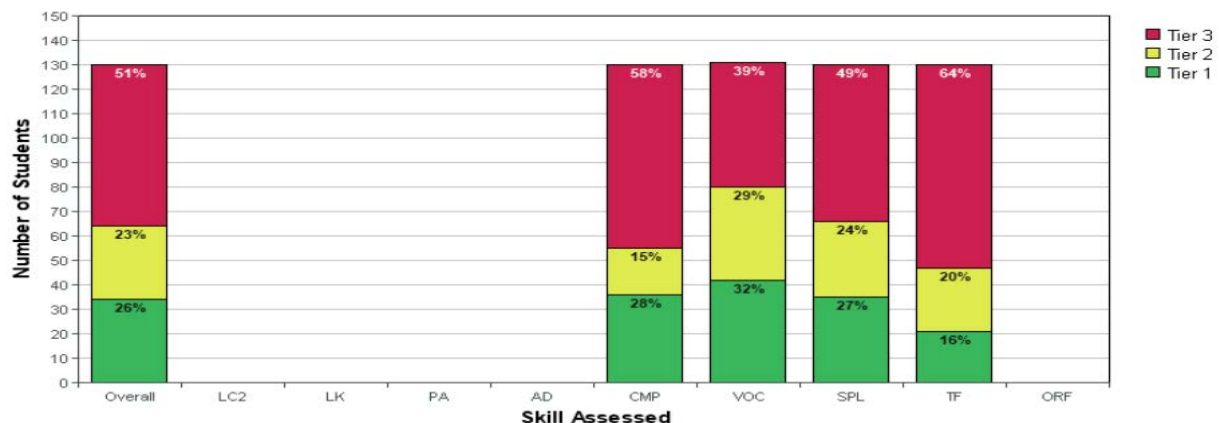
From September to November 2nd grade moved 3 students to tier 1 benchmark. In September there were 31 students performing at tier 1 benchmark. In November there are now 34 students performing at tier 1 benchmark. From September to November 2nd grade moved 7 students out of tier 3 intensive. In September there were 73 students performing at tier 3 Intensive. In November there are 66 students performing at tier 3 intensive.

From September to November tier 1 Benchmark increased by 2% , tier 2 Strategic increased by 3% and tier 3 intensive decreased by 6%.

2nd Grade - Overall Reading



2nd Grade - November 2019



The Overall Reading ISIP score for the month of **November** in 2nd grade is 26% (34 out of 130) students performing at benchmark or categorized as tier 1. There are 23% (30 students) performing at strategic or categorized as tier 2. There are 51% (66) students performing at tier 3.

The greatest subskill is vocabulary with 32%(42) students performing at benchmark or categorized as tier 1. There are 39% (51) students performing or categorized as tier 3. The skill that needs growth or improvement is spelling. In Spelling there are 27%(35) students performing at benchmark or categorized as tier 1. There are 49% (64) students performing or categorized as tier 3. In Comprehension, there are 28% (36) students performing at benchmark or categorized as tier 1. There are 58% (76) students performing or categorized as tier 3.

In reading our 3rd grade goal is to increase tier 1 benchmark by 15% and decrease tier 3 intensive by 15%.

3rd grade ISIP by actual student numbers

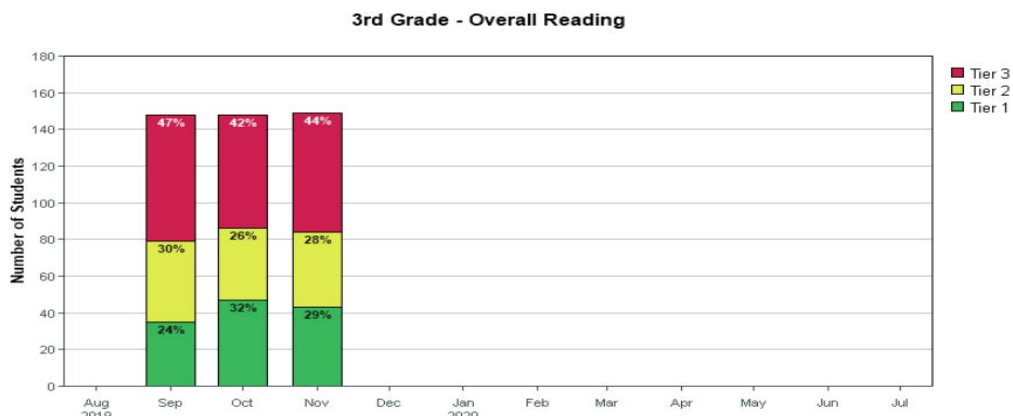
3rd grade Tier 1,2,3 student movement

September	October	November
35	47	43
44	39	41
69	62	65

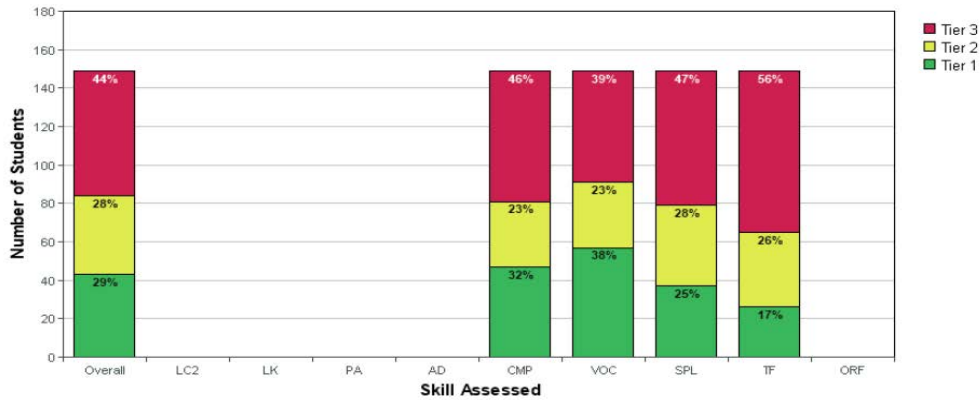
From September to November 3rd grade moved 8 students to tier 1 benchmark. In September there were 35 students performing at tier 1 benchmark. In November there are now 43 students performing at benchmark. From September to November 3rd grade moved 4 students out of tier 3 intensive. In September there were 69 students performing at tier 3 Intensive. In November there are now 65 students performing at tier 3 intensive.

3rd grade OVER ALL READING SCORES

From September to November tier 1 Benchmark increased by 5% , Tier 2 Strategic decreased by 2% and Tier 3 intensive decreased by 3%.



3rd Grade - November 2019



The Overall Reading ISIP score for the month of **November** in 3rd grade is 29% (43 out of 149) students performing at benchmark or categorized as tier 1. There are 28% (41 students) performing at strategic or categorized as tier 2. There are 44% (65) students performing at tier 3.

The greatest subskill is vocabulary with 38%(57) students performing at benchmark or categorized as tier 1. There are 39% (58) students performing or categorized as tier 3. The skill that needs growth or improvement is spelling. In Spelling there are 25%(37) students performing at benchmark or categorized as tier 1. There are 47% (70) students performing or categorized as tier 3. In comprehension there are 32% (47) students performing at benchmark or categorized as tier 1. There are 46%(68) students performing or categorized as tier 3.

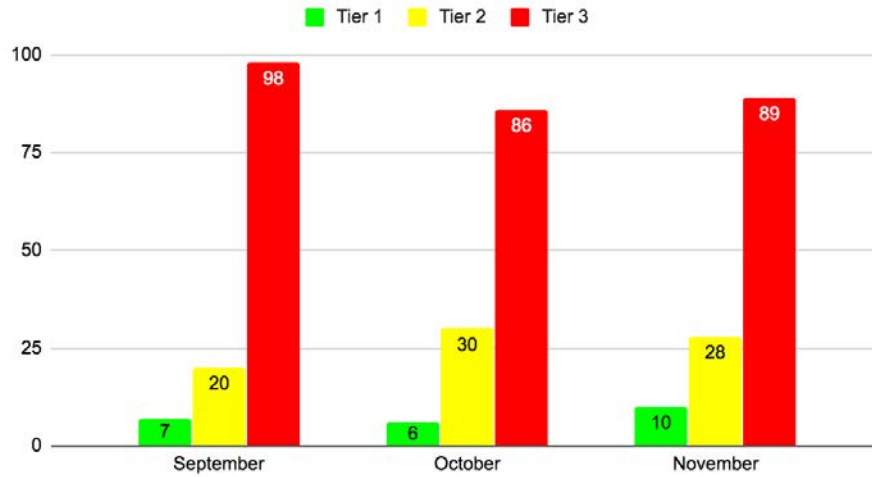
In reading our 3rd grade goal is to increase tier 1 benchmark by 15% and decrease tier 3 intensive by 15%.

STAR Math Second Grade Math

Our goal for Mathematics is to increase Tier 1 (Green) by 15% and decrease Tier 3 (Yellow and red) by 15%.

	September	October	November
Tier 1	7 (6%)	6 (5%)	10 (8%)
Tier 2	20 (16%)	30 (25%)	28 (22%)
Tier 3	98 (78%)	86 (70%)	89 (70%)
Number of Students Tested	125	122	127

Second Grade - September, October and November



Since the Fall benchmark test in September, 2nd grade has increased their Tier 1 group by 2% and decreased their Tier 3 by 8%. There was only a small difference in the number of students tested in September as opposed to November showing only two more students who tested.

Second grade has recently started to focus on standards based instruction and has been working on unwrapping the math standards to improve instruction and to increase their assessment data in math. The second grade teachers, instructional coaches, and principal and vice principal plan to continue working together in anticipation of increasing the tier 1 group and decreasing tier 3 throughout the school year.

Third Grade Math

Our goal for Mathematics is to increase Tier 1 (Green) by 15% and decrease Tier 3 (Yellow and red) by 15%.

	September	October	November
Tier 1	12 (8%)	16 (12%)	20 (14%)
Tier 2	27 (19%)	23 (17%)	25 (17%)
Tier 3	105 (73%)	93 (71%)	100 (69%)
Number of Students Tested	144	132	145

Third has increased their tier 1 students from the benchmark test in September to the most recent test in November. Tier 1 went up from 8% to 14% which is a 6% increase. Their tier 3 decreased from 73% to 69% totaling a 4%. The number of students tested between September and November was nearly the same, 144 to 145 although in December only 132 students completed the STAR Math assessment.

The third grade math team has started to deliver standards based instruction and progress monitoring in their classrooms. As a grade level, they have started this type of instruction since the beginning of November. We are anticipating an increase in our tier 1 students and a decrease in the tier 3 group in relation to the standards based instruction.

Veterans Day

For Veterans Day November 11th, we invited Veterans to come to the school and eat lunch with the students. The cafeteria was decorated with a Veterans wall of pictures and the tables were decorated. The event was organized by Frances Kittson, Angela Marceau, Sasheen Campbell, Mary Belcourt, Shanell Bird Rattler, BES cooks and students.




Night of the arts

During parent teacher conferences Mrs. Morales hosted a "Night of the Arts" event in her classroom. Families got the opportunity to see their child's artistic talents displayed of projects from first quarter and they also got the opportunity to a fun activity with their child during conferences.



Positives

Heidi Morales entered several of her students into the Rural Montana art contest and one of our students Shataeya Kipp was selected to be in the contest. She won \$10.00 for her entry.



BES had a Thanksgiving food drive for the month of November. The Albertsons store in Cut Bank donated boxes for each classroom so we could give back to our community. The objective of the food drive was to get students motivated and excited to help a family in need by bringing in at least one canned item or boxed item. The food drive was organized by Mrs. Heidi Morales and students. We were able to deliver 17 Thanksgiving baskets for the holiday.