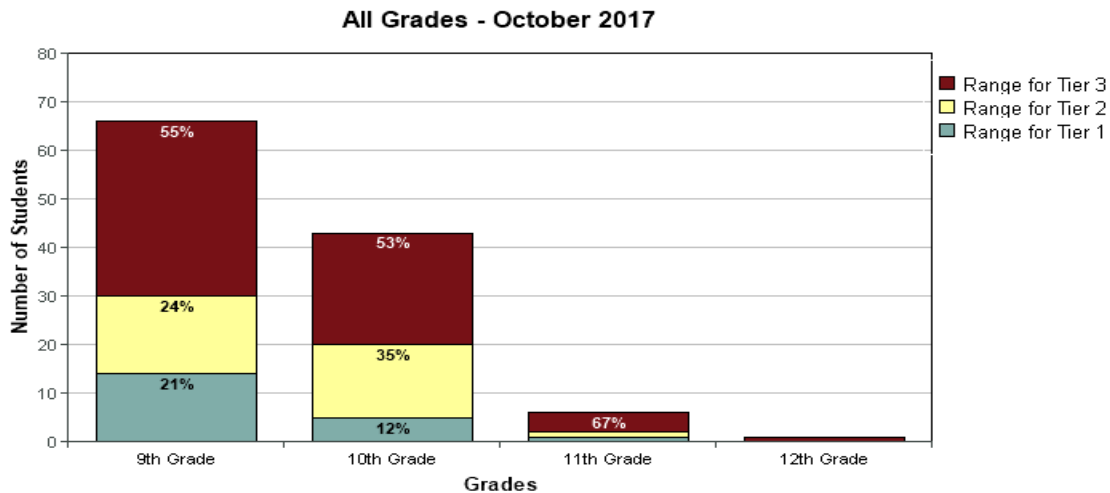


ISIP-Literacy Assessment

Listed below are the ISIP results for October. After the initial benchmark assessment in September we progress monitor all students who had scored into the Tier 2 and 3 range. The results do show that a small number of students are now scoring into the Tier 1 range. These are mainly students who were “on the bubble” or scored in the high Tier 2 range in September. Two students who scored into the Tier 3 range in September admitted that they rushed through the initial assessment, and they scored into the Tier 1 range in October after being placed in the reading class.



Star Math

Listed below is the BHS STAR math summary report for this year. What the PR Distribution Summary report shows is that with our benchmark assessment, out of 436 students only 106 scored at or above the 50th percentile. The GE (Grade Equivalency) Summary shows the number of students that are at or above grade level is 123. While we have seen growth in our overall literacy/reading scores over the past few years, math has not shown a lot of improvement. Our student’s ACT scores reflect this as well. We have identified math to be the focus of our School Support Grant this year. Our plan includes: staff development in terms of onsite support from our consultant; Common prep periods for all math instructors to facilitate department meetings; Review of math curriculum through the evaluation of Course Organizers

and Course Goals to help with vertical alignment; and Development of common semester assessments for all math courses so comparative data can be gathered which can be used to identify gaps in student learning and then adjust or modify the course organizers and teaching. We have also purchased some technology, I pads, which can be used to provide online support and tools such as virtual manipulatives for students through the GeoGebra app.

School: Browning High School

Grade	Number of Students	Rank	GP	SS	GE	PR	NCE
Grade 9	145	4	9.12	703	5.6	21	33.2
Grade 10	153	3	10.14	735	6.3	29	38.2
Grade 11	126	2	11.12	751	6.6	27	37.0
Grade 12	97	1	12.09	805	8.5	39	44.3
12+	1	-	-	-	-	-	-
Mean			10.31	738	6.3	27	37.1

PR Distribution Summary

Percentile	Students	Percent
Below 25th	191	43.8
25th to 49th	139	31.9
50th to 74th	84	19.3
75th & Above	22	5.0
Number of Students: 436		

GE Distribution Summary

GE	Students	Percent
0.0 - 0.9	0	0.0
1.0 - 1.9	6	1.4
2.0 - 2.9	9	2.1
3.0 - 3.9	32	7.3
4.0 - 4.9	58	13.3
5.0 - 5.9	70	16.1
6.0 - 6.9	60	13.8
7.0 - 7.9	47	10.8
8.0 - 8.9	31	7.1
9.0 - 9.9	17	3.9
10.0 - 10.9	18	4.1
11.0 - 11.9	10	2.3
12.0 - 12.9+	78	17.9

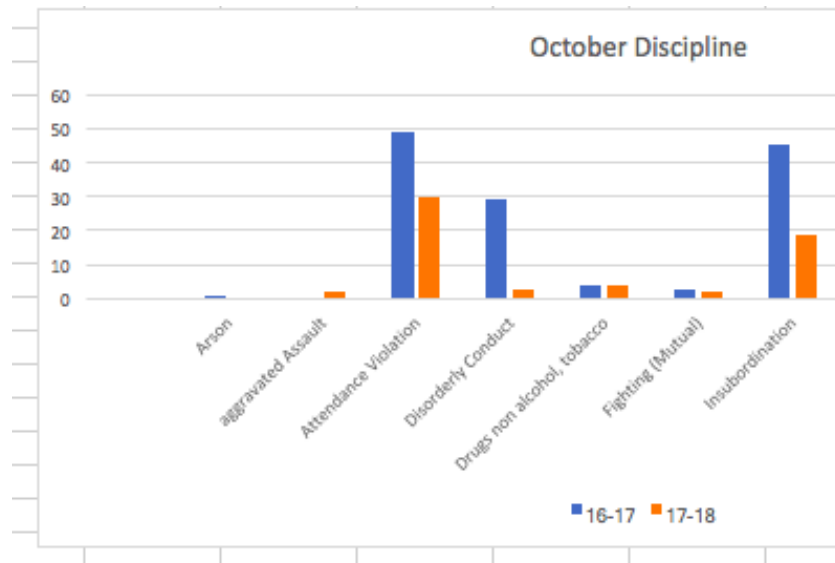
Home Visits

For students who have attendance issues, and or behavior issues we try to do home visits. The administrators, Dean of Students, Counselors, and Jolene Vance all do home visits at different times for different issues. For the Month of October, counselors have completed 48 in person contacts, 27 of which were for attendance and academics.

Behavior

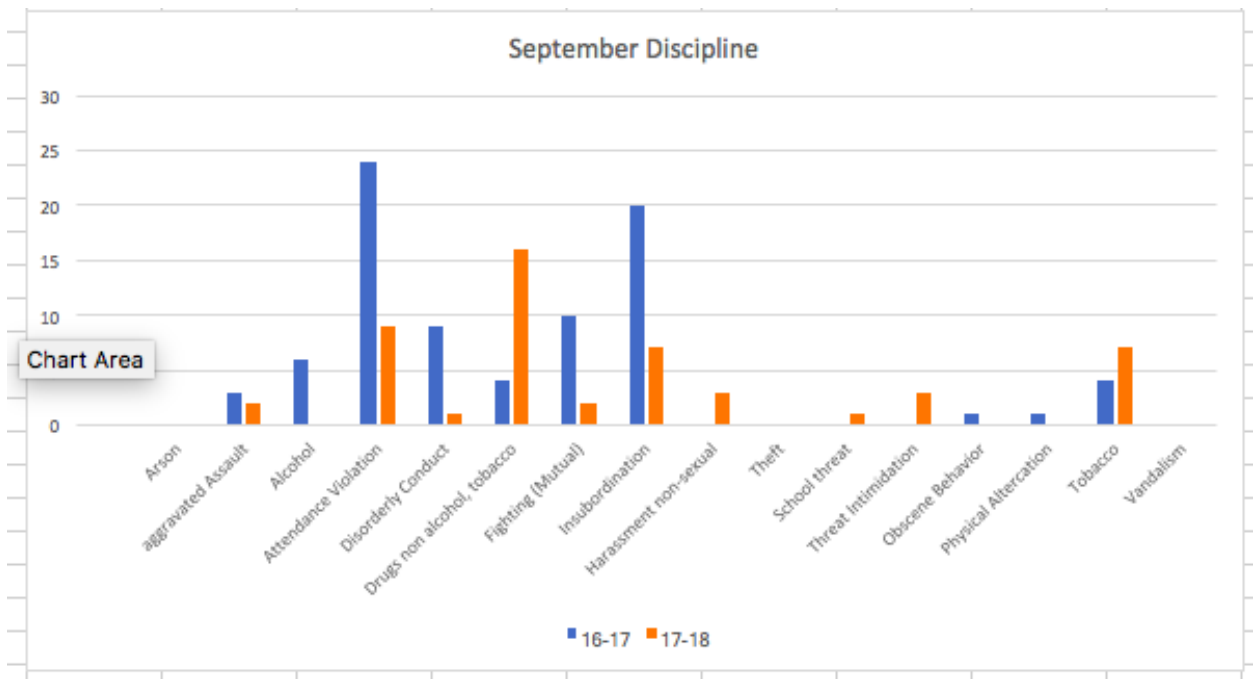
Listed below is the high school discipline report that compares discipline from September and October of last year to the same time period this year.

Event type	# of Students	
	October 16-17	October 17-18
Arson	1	0
aggravated Assault	0	2
Attendance Violation	49	30
Disorderly Conduct	29	3
Drugs non alcohol, tobacco	4	4
Fighting (Mutual)	3	2
Insubordination	45	19
Theft	3	0
Threat Intimidation	4	4
Tobacco	12	0
Vandalism	2	1
Total	152	65



September # of Students

Event Type	16-17	17-18
Arson	0	0
aggravated Assault	3	2
Alcohol	6	0
Attendance Violation	24	9
Disorderly Conduct	9	1
Drugs non alcohol, tobacco	4	16
Fighting (Mutual)	10	2
Insubordination	20	7
Harassment non-sexual	0	3
Theft	0	0
School threat	0	1
Threat Intimidation	0	3
Obscene Behavior	1	0
Physical Altercation	1	0
Tobacco	4	7
Vandalism	0	0
Total	82	51



Attendance

Below is the student attendance for October, 2017.

17-18 Browning High School PO Box 809, Browning MT 59417-0809 Generated on 11/07/2017 09:49:17 AM Page 1 of 1	Attendance/Membership Summary Report Start/End Date: 10/01/2017 - 10/31/2017 School(s): 1 Calendar(s): 1 Grade: 09, 10, 11, 12
--	---

School: Browning High School Calendar: 17-18 Browning High School

Grade	Student Count	Membership Days	Absent Days	Present Days	ADM	ADA	Unexcused Absences		Percent In Attendance
							Days	Avg. Daily	
09	152	2914	630.28	2283.72	145.70	114.14	568.08	28.52	78.37%
10	162	3164	652.89	2511.11	158.20	125.60	596.59	29.86	79.37%
11	138	2681	428.02	2252.98	134.05	112.65	388.37	19.42	84.04%
12	140	2714	400.15	2313.85	135.70	115.71	371.44	18.61	85.26%
Total	4	592	11473	9361.66	573.65	468.10	1924.48	96.41	81.60%

This is for the year to date.

17-18 Browning High School PO Box 809, Browning MT 59417-0809 Generated on 11/07/2017 10:03:06 AM Page 1 of 1	Attendance/Membership Summary Report Start/End Date: 08/28/2017 - 11/07/2017 School(s): 1 Calendar(s): 1 Grade: 09, 10, 11, 12
--	---

School: Browning High School Calendar: 17-18 Browning High School

Grade	Student Count	Membership Days	Absent Days	Present Days	ADM	ADA	Unexcused Absences		Percent In Attendance
							Days	Avg. Daily	
09	157	7154	1523.70	5630.30	145.97	114.92	1394.74	28.49	78.70%
10	171	7738	1561.46	6176.54	157.94	126.05	1388.27	28.41	79.82%
11	146	6646	981.85	5664.15	135.68	115.62	860.42	17.56	85.23%
12	153	6767	854.26	5912.74	138.11	120.63	769.32	15.73	87.38%
Total	4	627	4921.27	23383.73	577.70	477.22	4412.75	90.19	82.61%

BHS STAFF ATTENDANCE FOR OCTOBER 2017

8.00			0.00	0.00				0.00	0.00	2.00	7.00	0	0	0.00	0.00			0.00	0.00	17.00	0.106918239	
	8.00		0.00	0.00			3.50	0.00	0.00			0	0	0.00	0.00	1.50	8.00	0.00	0.00	21.00	0.132075472	
		8.00	0.00	0.00				0.00	0.00			0	0	0.00	0.00			0.00	0.00	0.00	0	
			0.00	0.00	8.00			0.00	0.00			0	0	0.00	0.00			0.00	0.00	16.00	0.100628931	
			0.00	0.00				0.00	0.00			0	0	0.00	0.00			0.00	0.00	0.00	0	
			0.00	0.00				0.00	0.00			0	0	0.00	0.00			0.00	0.00	0.00	0	
			0.00	0.00	8.00			0.00	0.00			0	0	0.00	0.00		7.00	0.00	0.00	15.00	0.094339623	
	8.00		0.00	0.00				0.00	0.00	8.00		0	0	0.00	0.00			0.00	0.00	16.00	0.100628931	
			0.00	0.00				0.00	0.00		4.00	0	0	0.00	0.00	4.00		0.00	0.00	8.00	0.050314465	
			0.00	0.00				0.00	0.00	8.00		0	0	0.00	0.00		7.00	0.00	0.00	15.00	0.094339623	
			0.00	0.00				0.00	0.00			0	0	0.00	0.00			0.00	0.00	0.00	0	
			0.00	0.00			8.00	0.00	0.00			0	0	0.00	0.00			0.00	0.00	16.00	0.100628931	
	0.50	2.00	2.00	0.00	0.00	8.00	1.00	0.00	0.00	8.00		0	0	0.00	0.00			0.00	0.00	21.50	0.135220126	
				0.00	0.00			7.00	0.00	0.00		0	0	0.00	0.00			0.00	0.00	7.00	0.044025157	
				0.00	0.00			0.00	0.00			0	0	0.00	0.00			0.00	0.00	0.00	0	
				0.00	0.00			0.00	0.00	8.00		0	0	0.00	0.00			0.00	0.00	8.00	0.050314465	
				0.00	0.00			0.00	0.00			0	0	0.00	0.00			0.00	0.00	0.00	0	
				0.00	0.00			0.00	0.00			0	0	0.00	0.00			0.00	0.00	0.00	0	
				0.00	0.00	8.00		0.00	0.00			0	0	0.00	0.00	8.00	8.00	0.00	0.00	24.00	0.150943396	
	1.50			0.00	0.00		1.50	0.00	0.00			0	0	0.00	0.00			0.00	0.00	3.00	0.018867925	
				0.00	0.00			0.00	0.00			0	0	0.00	0.00	8.00		7.00	0.00	15.00	0.094339623	
				0.00	0.00			0.00	0.00		2.00	7.00	0	0	0.00	0.00			0.00	0.00	9.00	0.056603774
				0.00	0.00			0.00	0.00			0	0	0.00	0.00	8.00		0.00	0.00	8.00	0.050314465	
				0.00	0.00			0.00	0.00			0	0	0.00	0.00			0.00	0.00	8.00	0.050314465	
				0.00	0.00	8.00		0.00	0.00			0	0	0.00	0.00			0.00	0.00	15.00	0.094339623	
		8.00	7.00	0.00	0.00	8.00	8.00	0.75	0.00	0.00		0	0	0.00	0.00		1.50	1.50	4.00	8.00	40.75	0.256289308
		2.00	2.00	0.00	0.00			3.50	7.00	0.00	0.00		0	0	0.00	0.00		2.50	0.00	17.00	0.106918239	
	8.00	8.00		0.00	0.00			0.00	0.00			7.00	0	0	0.00	0.00			0.00	23.00	0.144654088	
				0.00	0.00			0.00	0.00			0	0	0.00	0.00	8.00	8.00	0.00	0.00	19.00	0.119496855	
	8.00			0.00	0.00			0.00	0.00			0	0	0.00	0.00			0.00	0.00	15.00	0.094339623	
				0.00	0.00			0.00	0.00			0	0	0.00	0.00			0.00	0.00	0.00	0	
				0.00	0.00			0.00	0.00		1.00	0	0	0.00	0.00			1.50	0.00	2.50	0.01572327	
			8.00	0.00	0.00	8.00		2.00	0.00	0.00		0	0	0.00	0.00			0.00	0.00	18.00	0.113207547	
				0.00	0.00		2.00	0.00	0.00			0	0	0.00	0.00			5.00	0.00	7.00	0.044025157	
				0.00	0.00			0.00	0.00			0	0	0.00	0.00			8.00	0.00	11.00	0.06918239	
				0.00	0.00			0.00	0.00			0	0	0.00	0.00			0.00	0.00	0.00	0	
				0.00	0.00			0.00	0.00			7.00	0	0	0.00	0.00			9.00	16.00	0.100628931	
			1.00	0.00	0.00			0.00	0.00			0	0	0.00	0.00			5.00	0.00	6.00	0.037735849	
				0.00	0.00			0.00	0.00			0	0	0.00	0.00			0.00	0.00	0.00	0	
				0.00	0.00			0.00	0.00			0	0	0.00	0.00			0.00	0.00	2.25	0.014150943	
		2.25		0.00	0.00			0.00	0.00			0	0	0.00	0.00			0.00	0.00	0.00	0	
	8.00		7.00	0.00	0.00			0.00	0.00			0	0	0.00	0.00			0.00	0.00	15.00	0.094339623	
				0.00	0.00			0.00	0.00			0	0	0.00	0.00			0.00	0.00	0.00	0	

CERTIFIED STAFF ATTENDANCE = 94.11%

8.00		0.25	0.00	0.00				0.00	0.00			8.00	0.00	0.00			0.00	0.00	8.00	24.25	0.152515723	
			0.00	0.00				0.00	0.00				0.00	0.00			0.00	0.00	0.00	0.00	0.00	0
	8.00		0.00	0.00	5.50			0.00	0.00				0.00	0.00			0.00	0.00	8.00	21.50	0.135220126	
		8.00	7.00	0.00	0.00	8.00		1.00	0.00	0.00			7.00	0.00	0.00			0.00	0.00	31.00	0.194968553	
				0.00	0.00			8.00	0.00	0.00			8.00	0.00	0.00			8.00	0.00	24.00	0.150943396	
				0.00	0.00			0.00	0.00			1.25	0.00	0.00				0.00	0.00	1.25	0.007861635	
				0.00	0.00			5.25	0.00	0.00			8.00	8.00	0.00	0.00		0.00	0.00	29.25	0.183962264	
				0.00	0.00	8.00		0.00	0.00				0.00	0.00				0.00	0.00	8.00	0.050314465	
				0.00	0.00			0.00	0.00	8.25			+	0.00	0.00			7.00	0.00	23.25	0.146226415	
				0.00	0.00			0.00	0.00				0.00	0.00				0.00	0.00	8.00	0.050314465	
				0.00	0.00			0.00	0.00				8.00	7.00	0.00	0.00		3.25	1.25	7.25	34.75	0.218553459
				0.00	0.00			0.00	0.00				8.00	7.00	0.00	0.00			0.00	0.00	15.00	0.094339623
	1.50			0.00	0.00			0.00	0.00				8.00	7.00	0.00	0.00		1.75	8.00	8.00	49.25	0.309748428
				0.00	0.00			0.00	0.00				8.00	7.00	0.00	0.00			0.00	0.00	8.00	0.050314465

CLASSIFIED STAFF ATTENDANCE 88.12%