

GOOD MEDICINE PROGRAM update for April 2017

- The Youth Mental Health First Aid training occurred on March 28-29, 2017. The next scheduled training will be April 25-26, 2017, located at the Administration office. We have a total of 60 individuals who completed since October 2016. Our target goal for the grant year is 125.
- On March 20, 2017, the Noble: CONNECT Browning Electronic Referral System was rolled out for the community. There are 13 community/school agencies on board for the program. Good Medicine Program will continue to get buy-in from other community agencies.
- The Good Medicine Program financially supported teachers, administration, and school counselors to attend the 3rd Annual Indigenous Pax Conference.
- The GMP staff members are continuing to work with students, families, and on creating identified groups and gathering referrals for students in all buildings.
- On March 15, 2017, the grant held their annual survey for all of 8th and 9th grade students. The information and graphs are attached.

FYI: The samples compared from the annual survey years of 2015/2016 to 2016/2017 are similar in terms of both size and grade level - so we are comparing "apples to apples" in terms of student populations and questions over time. In 2017, 86 eighth grade students and 99 ninth grade students took the survey. In 2016, 110 eighth graders and 73 ninth graders took the survey. Throughout the graphs, you will view the output, some interesting trends are emerging, in particular:

- Overall, the middle school is showing some positive trends in several areas - less so at the high school level though;
- At the middle school level, significantly fewer students reported being bullied or electronically bullied in 2017 - as compared to the prior 2016 school year;
- At the middle school level significantly more students in 2017 reported that schools are applied equally to all students and that students at the school get along well with one another -- as compared to the prior 2016 school year;
- Notably, significantly fewer students at the middle school level reported feeling sad or hopeless as compared to last year. At the high school level though, the trend continues to be going up slightly in terms of the proportion of students reporting feeling sad or hopeless.

Montana SOARS Spring 2017 Student Survey Results Browning School District

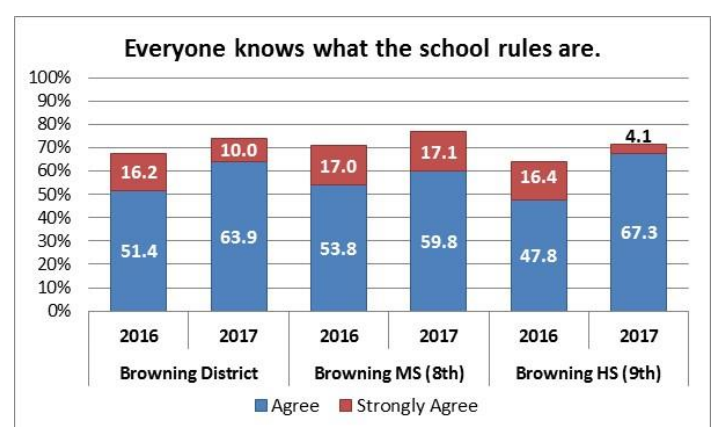
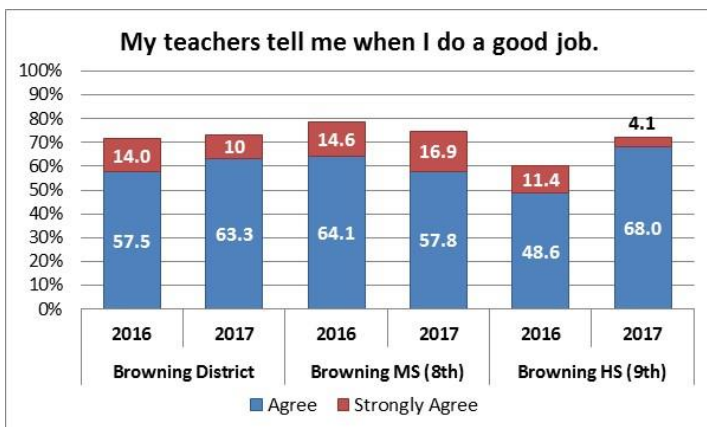
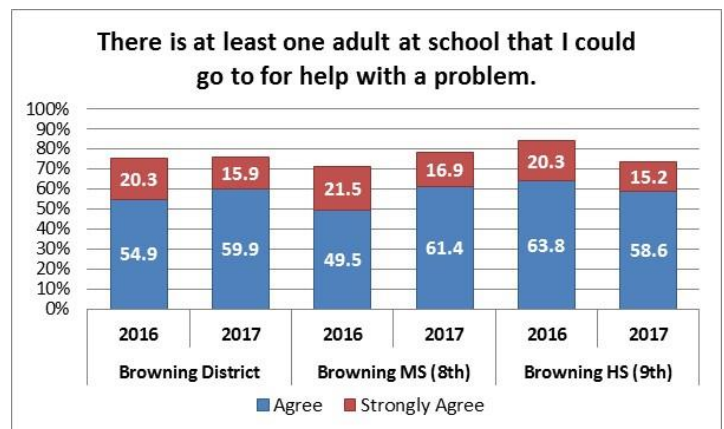
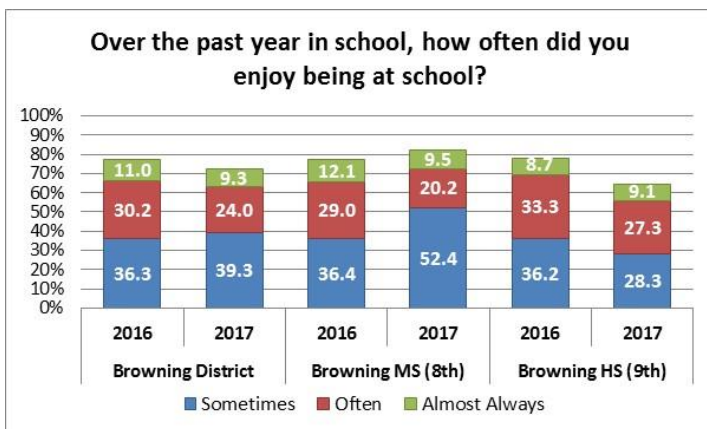
Students in the State of Montana completed surveys about their school's climate during the past 12 months in Spring 2017. This is a summary of the answers provided by students in your school district.

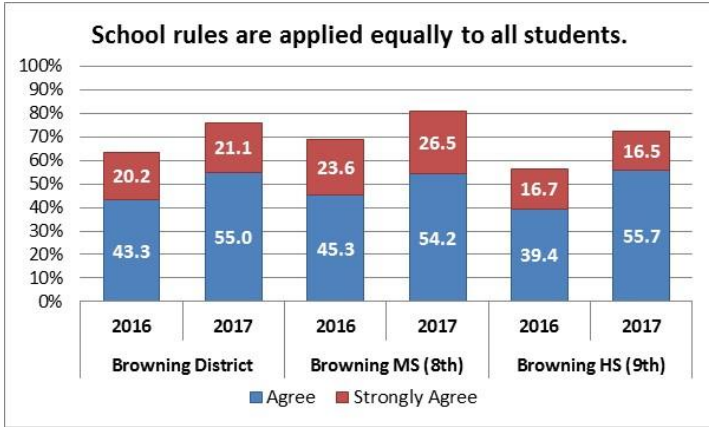
Respondent Demographics (N = 185)

School	N	%	Grade	N	%	Ethnicity	N	%
Browning Middle School	86	46.5	8th Grade	86	46.5	White	7	3.8
Browning High School	99	53.5	9th Grade	99	53.5	Hispanic	1	0.5
						African American	3	1.6
						Native American	137	74.1
						Asian	3	1.6
						Multiple	15	8.1
						No response	19	10.2

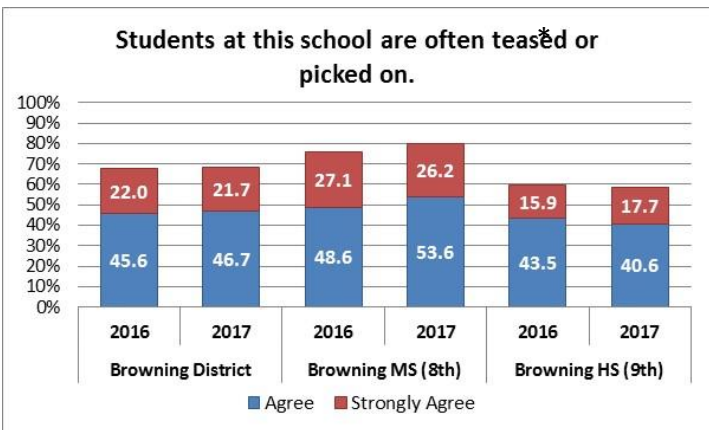
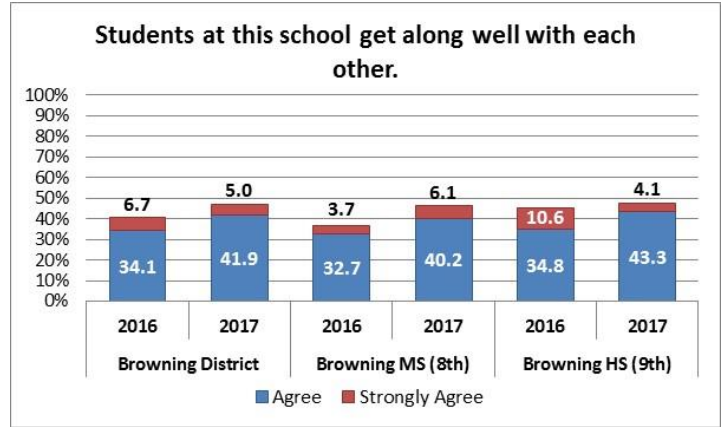
Gender	N	%
Male	89	49.2
Female	92	50.8

Individual Item Scores for Browning School District Overall, by School, and by Grade

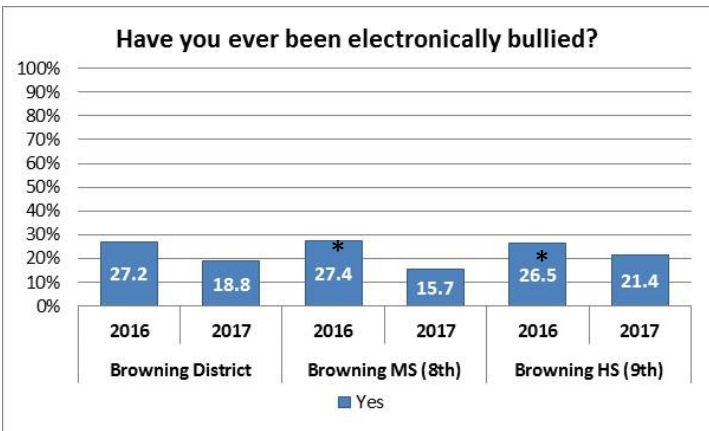
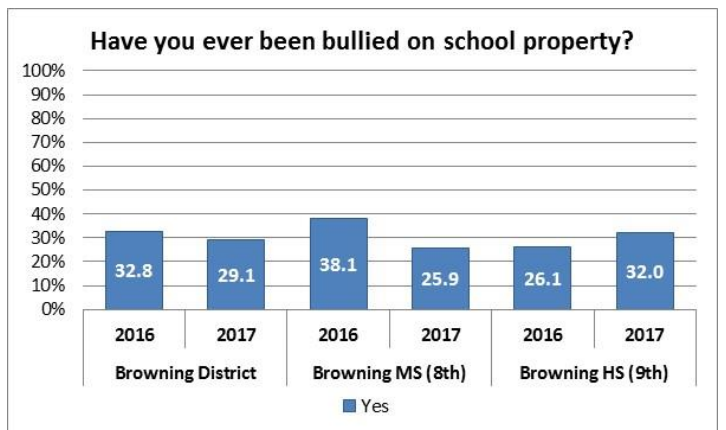




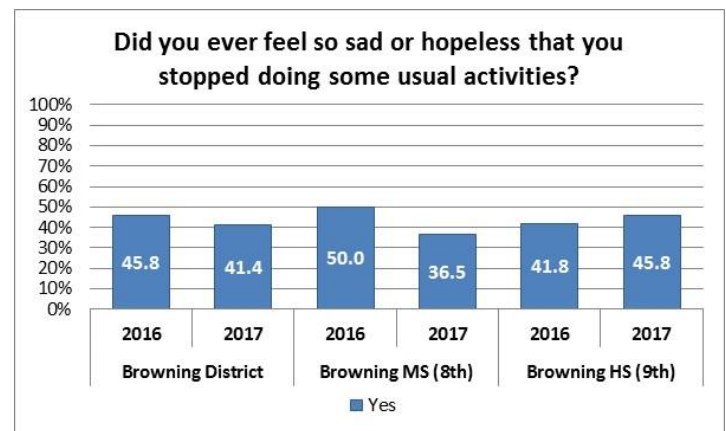
*significantly more positive than comparison year, $p < .05$



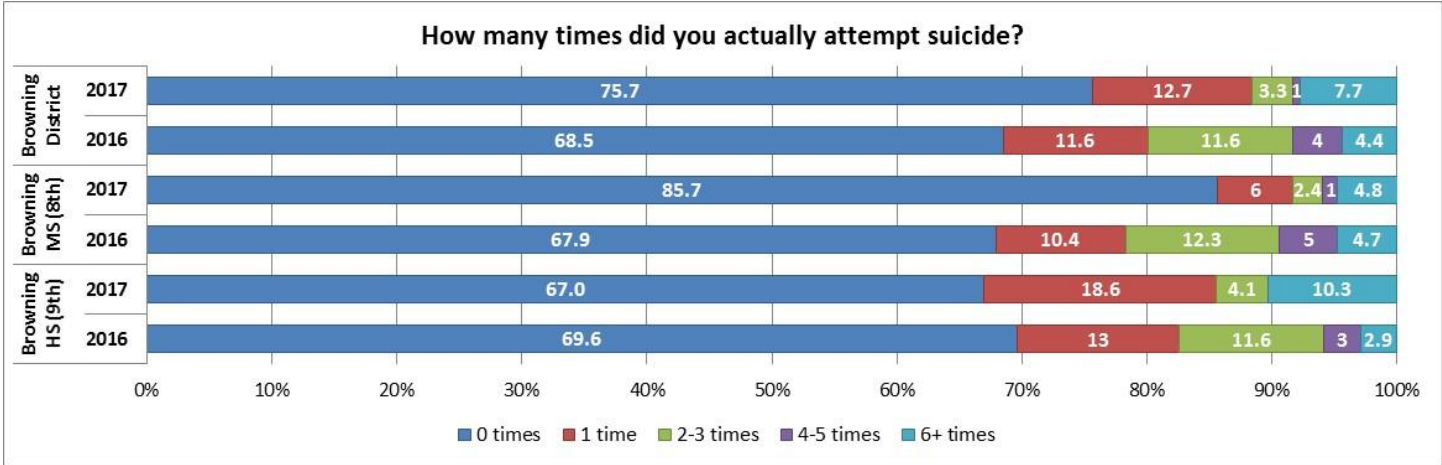
*significantly less agreed than comparison year, $p < .05$



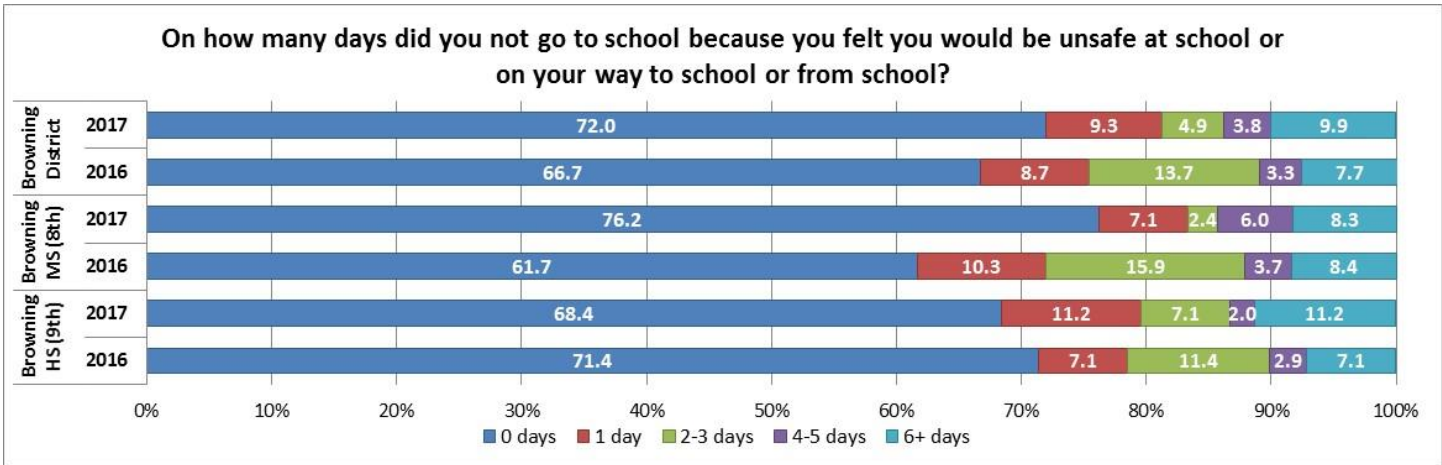
*significantly less agreed than comparison year, $p < .05$



*significantly less agreed than comparison year, $p < .05$



*significantly fewer suicide attempts than in comparison year, $p < .05$



*significantly fewer days felt unsafe than in comparison year, $p < .05$

