



Instructional Model Transition 2020 - 2021



EDEN PRAIRIE SCHOOLS
Inspiring each student every day

Tonight

- Update on Decision Making
- Data and Trends
- Current Reality
- Overview of the Transition to Distance Learning
- Next Steps

Transition Plan Preparation and Philosophy

- Thoughtful and Planful Approach
- Continuously Leverage the Framework of the Safe Learning Plan
- Maintain Stability and Predictability for Families and Staff
- To the Extent Possible Use a Natural Break
- Gather Input, but Make a Wholistic Decision that is Student and Educationally Centered While Keeping MDE and MDH Recommendations for Health and Safety Top of Mind
- Ensure all staff, operations and instructional, are ready

Decision Making

The decision to move between models is a complex one and there is *no single metric* that will be used to make a recommendation of decision. It will be a combination of:

1. Consideration of the stability and trend of the 14 Day Case Rate Data at the County Level
2. Stability of the 14 Day Case Rate Data in Eden Prairie and surrounding cities
3. Ability to mitigate and contain positive cases in our schools and community
4. Preparation to implement the required health and safety measures in various models
5. The selected model reduces the potential for quarantining classrooms or large groups
6. Operational readiness such as: transportation, nutrition services, facilities, scheduling
7. Ability to provide childcare readiness, especially for tier one and essential workers
8. Adequate staffing can be maintained to serve students instructionally and operationally

STAY SAFE MN

Safe Learning Plan for the 2020-21 School Year

7/30/2020

A Localized, Data-Driven Approach

Making a Decision: Goals

1. Prioritize the safety of students and staff
2. Prioritize in-person learning, especially for younger learners and those with most need
3. Recognize differences in potential spread among different ages
4. Support planning, while permitting flexibility for districts
5. Take into account disease prevalence at a local level

How do schools determine their safe learning model?

STEP 1

Minnesota Department of Health (MDH) will use data from counties to determine a base learning model for public schools.

STEP 2

Minnesota Department of Education (MDE) will share county data and the consultative process for public schools to engage with education and public health experts to review their county health data and safe learning plans.

STEP 3

Public schools, with their incident command team, will evaluate their ability to implement required and recommended health best practices.

STEP 4

Public schools, in consultation with public health, will determine a learning model to begin the school year and communicate that decision with their school community.*

STEP 5

Public schools and MDH will monitor the community and school-level impact of COVID-19 on a regular basis. Adjustments will be made to the learning model if needed.



Safe learning models:



Distance learning



Hybrid learning



In-person learning

* Regardless of learning model, all public schools must offer an equitable distance learning option to all families.

STEP 5

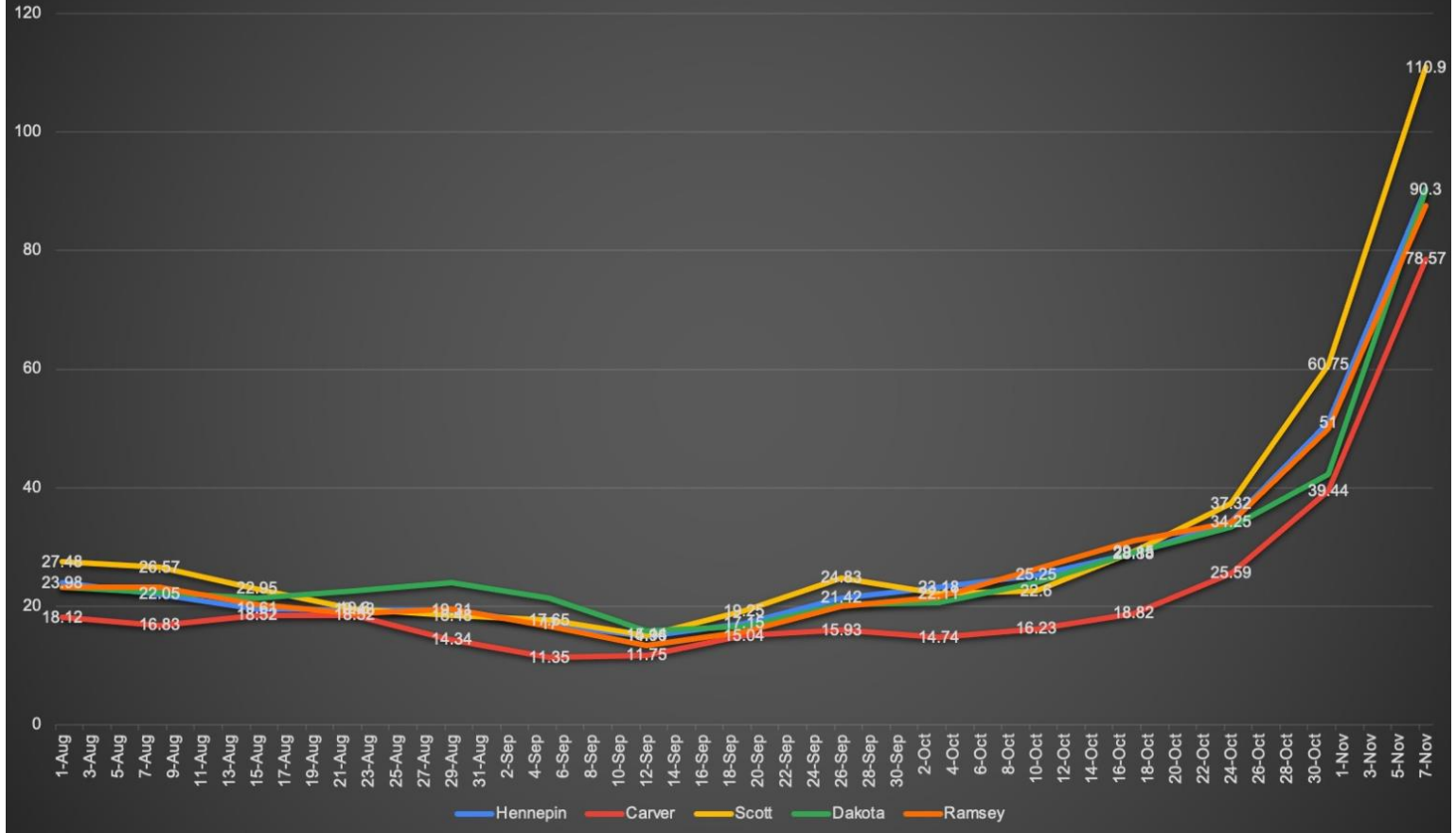
Public schools and MDH will monitor the community and school-level impact of COVID-19 on a regular basis.

Adjustments will be made to the learning model if needed.

Selecting a learning model for school opening

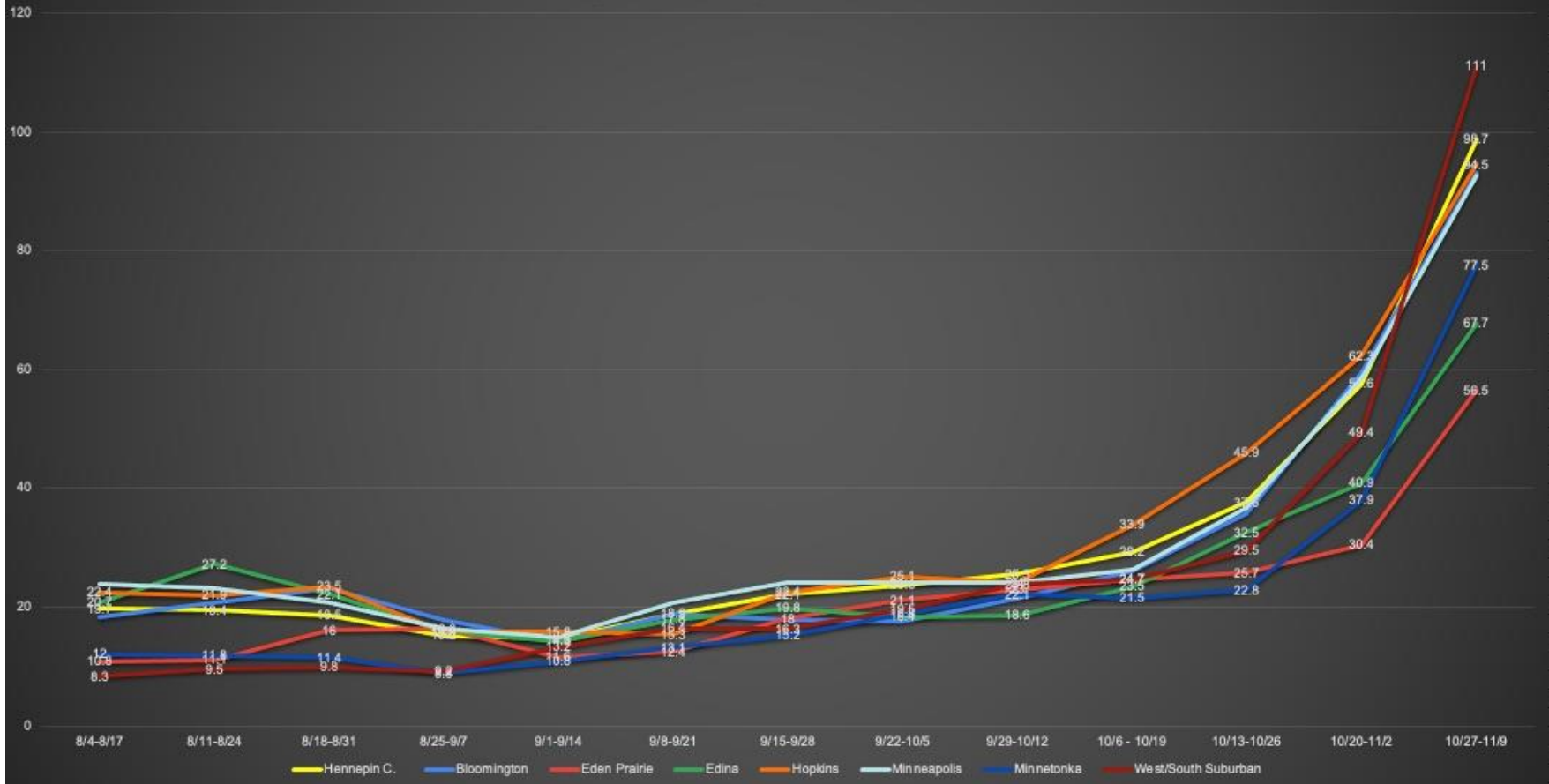
Number of cases per 10,000 over 14 days, by county of residence	Learning model
0-9	In-person learning for all students
10-19	In-person learning for elementary students; hybrid learning for secondary students
20-29	Hybrid learning for all students
30-49	Hybrid learning for elementary students; distance learning for secondary students
50+	Distance learning for all students

14 Day Case Rate/10,000



Hennepin County at 90.30 and Neighbors Range from 78.57 to 110.9

City Level 14 Day/10,000 Case Rate



EP Rate at 56.5 and Neighbors Range from 56.5 to 111.0

Eden Prairie Public School District

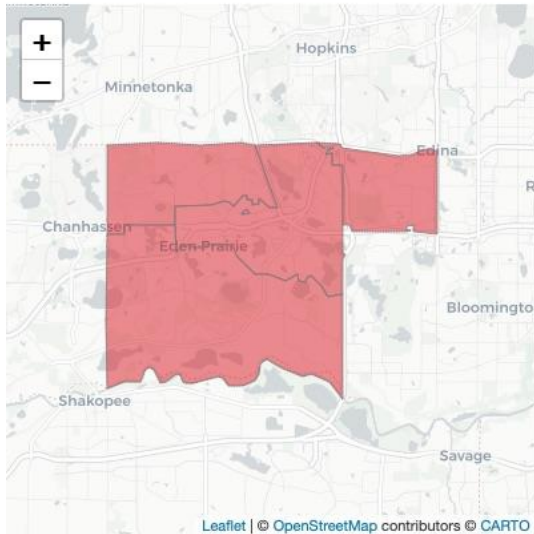
ZIP codes: 55344, 55346, 55347, 55439

(excludes ZIP codes where less than 0.25 square miles of land area is within district boundaries)

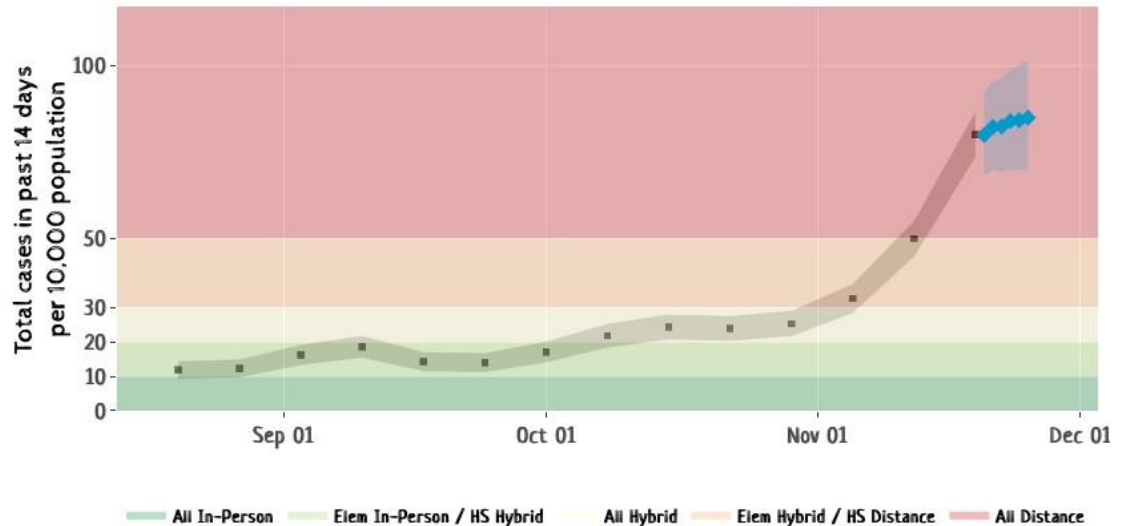
Data as of November 19, 2020

Show forecast

14-day case rate per 10,000



Forecasts (blue diamonds) are based on a population-weighted average of 14-day rates for counties overlapping this district: Hennepin (100%)



For districts containing ZIP codes with ≤ 5 cases, vertical bars give the range of 14-day per 10,000 case totals that are consistent with reported case data. Outer shaded region indicates 95% confidence intervals for the (range of) case rates.

Local Facts and Figures

- Positive Cases have now been identified in all of our schools
- Our systems continue to work: Social Distancing, Masks, Hygiene to mitigate transmission, but....
- Contact tracing is getting increasingly difficult and challenging
- Significant rise in staff and student cases, quarantines, and challenges that increase risk
- Challenges to staff and maintain our hybrid models
- Planful vs. Emergency Transition



DISTRICT STAFF

Updated Nov. 20
No. of Cases - Past 14 days

6

Total staff = 1,825

DISTRICT STUDENTS

Updated Nov. 20
No. of Cases - Past 14 days

40

Total students = 8,768

*Total staff is all district employees including coaches, advisors, reserve staff.
District data updated on Fridays.*

COMMUNITY DATA

of cases per 10,000 over 14 days

HENNEPIN COUNTY

90.37 (10/25—11/7)

CITY OF EDEN PRAIRIE

56.5 (10/27—11/9)



Regional Support & Incident Command Teams

- Regional Support Team (RST) was not able to meet with us
- Meetings with Governor and Public Health Officials Outlining Data Trends
- Incident Command Team (ICT) met back to back weeks
- Watching trend data and bringing actual school community experiences to the decision making process across areas such as: operations, staffing, instruction, preparedness, community response, health tracking, and impact to students, families, and staff and sites
- Reviewed data, lagging and non-official realtime and “leading data”, plans, and qualitative feedback
- Reviewed transition philosophy and items that would cause consideration of a change
- Supported a planful and thoughtful transition
- Supported having a tentative return data and being able to monitor and adjust

Activities and Athletics

Why Separate From Academics:

- Mental, Physical, and Social Emotional Health
- Very Different Context than K-12 Education
- Different Governing Bodies and Interdependencies
- Different Staffing
- Each Activity and Sport is Different in Terms of Risk
- Non-Compulsory
- Working with MDH, MDE, MSHSL, Conference

Decision and Shifts

- K-12 Temporarily to Distance Learning
- 20 Days of Distance Learning
- 7-12 on November 23, 2020
- K-6 on December 1, 2020
- Activities and Athletics on an Individual Basis (Governor's Order Followed)
- Tentative Return on January 4, 2021 to Appropriate Models
- Elementary and Secondary Staff Receive Transition Time (2 Days)
- Planful and Thoughtful: Time for Students, Parents, Staff

Transition and Planning

- Staff & Student feedback used to design transition
- Student learning resources distributed or curated in schoology
- Consistency through transition with schedules and live streamed lessons
- Student mental health & well-being key element of transition plans
- Strong Student Engagement with a balance of synchronous and asynchronous instruction.

Instruction and Learning

- Students will maintain their current schedules
- Live streamed lesson launches and guidance in all subject areas/classes
- District curriculum and resources will continue to be used
- Continued instructional design support in the area of technology use and lesson design specific to the distance learning environment
- Proactive modeling & supports with K & 1 students, families, teachers to access and utilize technology happening prior to distance learning

Student Support Services

- Individualized instructional plans refined to support unique student needs: Contingency Learning Plans
- Trainings offered on planning days to enhance student supports that can be provided virtually, including:
 - Social Emotional Learning & Restorative Practices
 - Engagement in Distance Learning
 - Reading Skills and Completing Assignments
 - Relationship Building & Mentoring

Community Education Services

Safe Learning Plan/MDH/MDE Guidance for Community Education Programs

- Essential Care - Tier 1, Before and After
 - 200+ currently enrolled between 5 sites
- Little Eagles/ECFE
 - Structured to provide stability
 - Monitor Data
- Facilities
 - Gyms/Weight Rooms closed until December 18th



Nutrition Services

- Starting on December 4, parents/guardians will be able to pick up meals for their children from the school of their choice.
- Parents need to complete a brief survey using the form on the districts website.
 - You do not have to have a child attending that school for you to choose it; pick whichever school is convenient for you.
- Beginning December 4, meals can be picked up at the school you choose between 10:30 a.m. and 1 p.m. Pick up day will be the last school day of the week.
- Parents/guardians will need to come inside the first set of doors of the main entrance of the school to pick up the meals. If you chose EPHS, come to the East Entrance (Door #13). Masks and social distancing are required at all locations.

Operations

- All district buildings will remain open under normal business hours
- Technology support staff will remain on site for walk-in assistance or appointments can be setup as necessary
- Transportation staff will continue to support student needs by helping distribute meals, delivering instructional materials, transporting students for preschool, essential childcare routes, Intermediate 287 and Hennepin Tech



Communications

- Health/safety procedures and their effectiveness
- Advance notice of changes to learning model
- Supports available to families (meals, mental health, etc.)
 - “I Need” form
- Single source for comprehensive information (edenpr.org/covid19)

Next Steps

- Focus on Successful Transition for Students, Families, and Staff
- Academic, Social Emotional, and Physical Supports
- Monitor and Adjust With Feedback Loops
- Monitor Data and Community Spread
- Meet with the Regional Support Team
- Meet with the Incident Command Team
- Plan for Transition Back to Classroom Learning



EDEN PRAIRIE SCHOOLS

Inspiring each student every day