

**BOARD OF TRUSTEES
AGENDA**

<input type="checkbox"/> Workshop	<input checked="" type="checkbox"/> Regular	<input type="checkbox"/> Special
-----------------------------------	---	----------------------------------

(A) ☒ Report Only ☐ Recognition

Presenter(s): ISMAEL MIJARES, DEPUTY SUPERINTENDENT FOR BUSINESS & FINANCE

Briefly describe the subject of the report or recognition presentation.

REVIEW INVESTMENT OFFICER'S QUARTERLY REPORT OF INVESTMENT
TRANSACTIONS FOR ALL FUNDS FOR THE QUARTER ENDED NOVEMBER 30, 2021.

(B) ☐ Action Item

Presenter(s):

Briefly describe the action required.

(C) **Funding source: Identify the source of funds if any are required.**

(D) **Clarification: Explain any question or issues that might be raised regarding this item.**

THE QUARTERLY INVESTMENT REPORT IS BEING PREPARED IN ACCORDANCE
WITH BOARD POLICY CDA (LOCAL).

TO: Samuel Mijares, Superintendent

FROM: Ismael Mijares
Deputy Superintendent for Business & Finance-Investment Officer

DATE: December 16, 2021

SUBJECT: *QUARTERLY INVESTMENT REPORT*

Attached is the District's Annual Investment Report in accordance with Board Policy CDA (Local). The Report includes statements for the period ending November 30, 2021. The following is a summary of the amounts invested in various accounts.

LONESTAR INVESTMENT POOL - CORPORATE OVERNIGHT PLUS FUND

ELEMENTARY FUND	175,469.58
GENERAL FUND	65,470,869.86
INTEREST & SINKING FUND	3,202,133.01
MAINTENANCE TAX NOTES SERIES 2019	0.00
TOTAL:	\$68,848,472.45

The grand total of the District's investments on November 30, 2021 was \$68,848,472.45
The market value of these investments as of November 30, 2021 was \$68,848,696.69

Eagle Pass Independent School District

Schedule of Investments and Market Values

November 30, 2021

LONESTAR INVESTMENT POOL - **CORPORATE OVERNIGHT PLUS FUND:**

Account	Investments 11/30/2020	3 mth. Avg. Annual Yield	Market Values 11/30/2020	Investments 11/30/2021	3 mth. Avg. Annual Yield	Market Values 11/30/2021
Elementary Fund	408,267.49	0.20%	408,298.74	175,469.58	0.08%	175,470.15
General Fund	41,273,153.93	0.20%	41,276,313.21	65,470,869.86	0.08%	65,471,083.10
Interest & Sinking Fund	745,066.36	0.20%	745,123.39	3,202,133.01	0.08%	3,202,143.44
Maintenance Tax Notes Series 2019	538,551.90	0.20%	538,593.12	0.00	0.08%	0.00
TOTAL OF INVESTMENTS	\$42,965,039.68	0.20%	\$42,968,328.46	\$68,848,472.45	0.08%	\$68,848,696.69

OTHER YIELD AVERAGES:

	11/30/2020*	2/28/2021*	5/31/2021*	8/31/2021**	11/30/2021*
Lonestar Investment Pool-Corporate Overnight Plus Fund	0.20%	0.15%	0.12%	0.14%	0.08%
Wall Street Journal 91-Day US Treasury Bill	0.10%	0.07%	0.02%	0.06%	0.05%
Wall Street Journal 6-Month US Treasury Bill	0.11%	0.08%	0.04%	0.07%	0.06%
Cash in bank accounts	0.19%	0.12%	0.04%	0.09%	0.01%

* 3-Month Average

** 12-Month Average

NOTE:

Cash in bank accounts as of 11/30/21--\$5,520,067.89: Food Service Fund \$13,560.94; General Operating Fund \$5,314,497.79; AND I&S Fund \$192,009.16

Federal Deposit Insurance Corporation and Market Value of Pledged Amount: \$250,000 + \$12,121,827 = \$12,371,827.

EAGLE PASS INDEPENDENT SCHOOL DISTRICT
Schedule of Investments and Interest Earned
For Quarter Ending November 30, 2021

Quarterly: 09/01/2021 - 11/30/2021

Fund	Fund Code	Account Type	Investments	Interest Earned	Investments	Interest Earned
			Account Balance as of 11/30/2020	09/01/2020 to 11/30/2020	Account Balance as of 11/30/2021	09/01/2021 to 11/30/2021
Elementary Fund	865	Corporate Overnight Plus Fund	408,267.49	198.03	175,469.58	35.52
General Fund	199	Corporate Overnight Plus Fund	41,273,153.93	18,607.12	65,470,869.86	10,932.52
Interest & Sinking Fund	518	Corporate Overnight Plus Fund	745,066.36	361.96	3,202,133.01	246.65
Maintenance Tax Notes Series 2019	177	Corporate Overnight Plus Fund	538,551.90	261.64	-	-
Total Invested/Interest Earned			<u>42,965,039.68</u>	<u>19,428.75</u>	<u>68,848,472.45</u>	<u>11,214.69</u>

Year to Date: 09/01/2021 - 11/30/2021

Fund	Fund Code	Account Type	Investments	Interest Earned	Investments	Interest Earned
			Account Balance as of 11/30/2020	09/01/2020 to 11/30/2020	Account Balance as of 11/30/2021	09/01/2021 to 11/30/2021
Elementary Fund	865	Corporate Overnight Plus Fund	408,267.49	198.03	175,469.58	35.52
General Fund	199	Corporate Overnight Plus Fund	41,273,153.93	18,607.12	65,470,869.86	10,932.52
Interest & Sinking Fund	518	Corporate Overnight Plus Fund	745,066.36	361.96	3,202,133.01	246.65
Maintenance Tax Notes Series 2019	177	Corporate Overnight Plus Fund	538,551.90	261.64	-	-
Total Invested/Interest Earned			<u>42,965,039.68</u>	<u>19,428.75</u>	<u>68,848,472.45</u>	<u>11,214.69</u>

EAGLE PASS INDEPENDENT SCHOOL DISTRICT

Quarter Ending: 11/30/2021

Cash in Bank Accounts

Food Service Fund		13,560.94
General Fund		
Tax Collections-Escrow Account	78,193.45	
Designated Purpose Fund	380.11	
Tax Collections-Credit Card/ACH Payments	77,557.37	
Payroll Fund	1,812,262.87	
Disbursement Fund	1,206,016.01	
Elementary Fund	280,098.45	
Eagle Pass ISD	0.00	
Health Insurance Fund	629,254.78	
General Operating	1,230,734.75	5,314,497.79
I & S Fund-Bond Series		192,009.16
Total		5,520,067.89

* Federal Deposit Insurance Corporation	250,000.00
** Pledged Amount (LOC)	12,121,827.00
TOTAL	12,371,827.00
Amount Over/(Under) Pledged	6,851,759.11

* Federal Deposit Insurance Corporation (FDIC) amount provided by the U.S. government as collateral to insure deposits.

** Irrevocable Letter of Credit (ILOC) amount provided by Compass Bank as collateral to protect deposits as required by the Public Funds Investment Act. The ILOC issued by Compass Bank is held independently by the Federal Home Loan Bank of Atlanta and the school district is the only entity that is entitled to draw funds against it should the bank fail.

Checking Account Interest Rates			3-Month Average
Sept-2021	Oct-2021	Nov-2021	
0.01%	0.01%	0.01%	0.01%

CD Interest Rates*

3-Month	6-Month	9-Month
N/A	N/A	N/A

BBVA Compass will evaluate each CD rate solicitation upon request.

* rates Not Applicable

BBVA COMPASS
EAGLE PASS INDEPENDENT SCHOOL DISTRICT
DEPOSITORY CONTRACT
LIMITS

PLEDGED AMOUNT:

FDIC	\$	250,000.00
SECURITIES: Book Value		-
Market Value		-
Letter of credit (LOC)	\$	12,121,827.00

Total Collateral	\$	12,371,827.00
------------------	----	---------------

BANK ACCOUNT BALANCES AS OF: November 30, 2021

Eagle Pass ISD	3003202299	-
Designated Purpose Fund	3001202264	380.11
Disbursement Fund	3003202248	1,206,016.01
Elementary Fund	3003202272	280,098.45
Tax Collections-Escrow Account	0110400402	78,193.45
Food Service Fund	3001202280	13,560.94
General Operating Fund	3003603125	1,230,734.75
Health Insurance Fund	2517032800	629,254.78
I&S Fund	3003202307	192,009.16
Payroll Fund	3003202221	1,812,262.87
Tax Collections-Credit Card/ACH	3003018664	77,557.37

Certificates of Deposit	\$	-
-------------------------	----	---

Total Checking Account Balances	\$	5,520,067.89
---------------------------------	----	--------------

Amount Over/(Under) Pledged	\$	6,851,759.11
-----------------------------	----	--------------

BBVA COMPASS
EAGLE PASS INDEPENDENT SCHOOL DISTRICT
DEPOSITORY CONTRACT
LIMITS

PLEDGED AMOUNT:

FDIC	\$ 250,000.00
SECURITIES: Book Value	-
Market Value	-
Letter of credit (LOC)	\$ 13,000,000.00

Total Collateral	\$ 13,250,000.00
------------------	-------------------------

BANK ACCOUNT BALANCES AS OF: November 30, 2020

Eagle Pass ISD	3003202299	4,000,000.00
Designated Purpose Fund	3001202264	105,946.63
Disbursement Fund	3003202248	996,483.80
Elementary Fund	3003202272	18,626.11
Tax Collections-Escrow Account	0110400402	83,169.12
Food Service Fund	3001202280	71,106.16
General Operating Fund	3003603125	796,275.82
Health Insurance Fund	2517032800	65,978.73
I&S Fund	3003202307	491,385.08
Payroll Fund	3003202221	2,179,829.80
Tax Collections-Credit Card/ACH	3003018664	62,113.35

Certificates of Deposit	\$ -
-------------------------	-------------

Total Checking Account Balances	\$ 8,870,914.60
---------------------------------	------------------------

Amount Over/(Under) Pledged	\$ 4,379,085.40
-----------------------------	------------------------

Participant #: 159901

Lone Star™ 2021 1st Quarter
Investment Pool Quarterly Statement

Statement Period: 09/01/2021 to 11/30/2021

Ismael Mijares
Eagle Pass ISD
587 Madison St
Eagle Pass, Texas 78852



Summary of Portfolio Holdings

Account	Fund	Number of Shares	Price Per Share	Account Book Value (USD)	Account Market Value (USD)	% Port.
Elementary Fund	Corporate Overnight Plus Fund	175,469.58	1.00	175,469.58	175,470.15	0.25%
		Totals:		175,469.58	175,470.15	

Account	Fund	Number of Shares	Price Per Share	Account Book Value (USD)	Account Market Value (USD)	% Port.
General Fund	Corporate Overnight Plus Fund	65,470,869.86	1.00	65,470,869.86	65,471,083.10	95.09%
		Totals:		65,470,869.86	65,471,083.10	

Account	Fund	Number of Shares	Price Per Share	Account Book Value (USD)	Account Market Value (USD)	% Port.
Interest & Sinking Fund	Corporate Overnight Plus Fund	3,202,133.01	1.00	3,202,133.01	3,202,143.44	4.66%
		Totals:		3,202,133.01	3,202,143.44	

Account	Fund	Number of Shares	Price Per Share	Account Book Value (USD)	Account Market Value (USD)	% Port.
Maintenance Tax Note Series 2019 Proceeds	Corporate Overnight Plus Fund	0.00	1.00	0.00	0.00	0.01%
		Totals:		0.00	0.00	

Totals

	Fund	Number of Shares	Price Per Share	Fund Balance (USD)	% Port.
	Corporate Overnight Fund	0.00	1.00	0.00	0.00 %
	Government Overnight Fund	0.00	1.00	0.00	0.00 %
	Corporate Overnight Plus Fund	68,848,472.45	1.00	68,848,472.45	100.00 %
		Total Value:		68,848,472.45	100.00 %

Portfolio Transactions

Elementary Fund - Corporate Overnight Plus Fund

Settle Date	Trade Type	Share Balance	Number of Shares	Price/Share	Amount (USD)
09/01/2021	Starting Balance	175,775.28			175,775.28
09/07/2021	Transfer Out	175,754.01	-21.27	1.00	-21.27
09/30/2021	Interest	175,765.51	11.50	1.00	11.50
10/01/2021	Transfer Out	175,457.06	-308.45	1.00	-308.45
10/21/2021	Transfer Out	175,445.56	-11.50	1.00	-11.50
10/29/2021	Interest	175,457.37	11.81	1.00	11.81
11/30/2021	Interest	175,469.58	12.21	1.00	12.21
11/30/2021	Ending Balance	175,469.58			175,469.58

General Fund - Corporate Overnight Plus Fund

Settle Date	Trade Type	Share Balance	Number of Shares	Price/Share	Amount (USD)
09/01/2021	Starting Balance	44,076,104.10			44,076,104.10
09/07/2021	Deposit	44,677,357.10	601,253.00	1.00	601,253.00
09/07/2021	Transfer In	44,677,378.37	21.27	1.00	21.27
09/07/2021	Transfer In	44,677,378.52	0.15	1.00	0.15
09/08/2021	Vendor Payment Texas State Natural Gas, Inc.	44,675,769.83	-1,608.69	1.00	-1,608.69
09/08/2021	Withdrawal	43,675,769.83	-1,000,000.00	1.00	-1,000,000.00
09/10/2021	Deposit	44,875,769.83	1,200,000.00	1.00	1,200,000.00
09/10/2021	Withdrawal	44,274,516.83	-601,253.00	1.00	-601,253.00
09/13/2021	Vendor Payment Tristar Risk Management	44,270,195.72	-4,321.11	1.00	-4,321.11
09/17/2021	Withdrawal	43,270,195.72	-1,000,000.00	1.00	-1,000,000.00
09/20/2021	Vendor Payment TASB Risk Management Fund	43,259,077.66	-11,118.06	1.00	-11,118.06
09/21/2021	Withdrawal	38,759,077.66	-4,500,000.00	1.00	-4,500,000.00
09/22/2021	Withdrawal	37,939,077.66	-820,000.00	1.00	-820,000.00
09/23/2021	Deposit	37,943,077.66	4,000.00	1.00	4,000.00
09/23/2021	Withdrawal	37,939,077.66	-4,000.00	1.00	-4,000.00
09/23/2021	Vendor Payment HEB Grocery Company, LP	37,935,667.06	-3,410.60	1.00	-3,410.60
09/23/2021	Withdrawal	36,935,667.06	-1,000,000.00	1.00	-1,000,000.00
09/24/2021	Deposit	51,798,352.06	14,862,685.00	1.00	14,862,685.00
09/24/2021	Withdrawal	51,729,978.75	-68,373.31	1.00	-68,373.31
09/27/2021	Deposit	51,731,309.78	1,331.03	1.00	1,331.03
09/27/2021	Deposit	51,744,620.03	13,310.25	1.00	13,310.25
09/27/2021	Withdrawal	48,644,620.03	-3,100,000.00	1.00	-3,100,000.00
09/30/2021	Withdrawal	48,629,978.75	-14,641.28	1.00	-14,641.28
09/30/2021	Interest	48,632,902.28	2,923.53	1.00	2,923.53
10/01/2021	Transfer In	48,633,210.73	308.45	1.00	308.45
10/01/2021	Vendor Payment Tristar Risk Management	48,625,816.03	-7,394.70	1.00	-7,394.70
10/04/2021	Deposit	48,635,041.32	9,225.29	1.00	9,225.29
10/04/2021	Deposit	48,751,946.59	116,905.27	1.00	116,905.27
10/04/2021	Deposit	48,905,466.38	153,519.79	1.00	153,519.79
10/04/2021	Deposit	49,088,778.25	183,311.87	1.00	183,311.87
10/04/2021	Deposit	55,753,926.11	6,665,147.86	1.00	6,665,147.86
10/04/2021	Deposit	56,960,770.22	1,206,844.11	1.00	1,206,844.11
10/06/2021	Deposit	57,068,261.66	107,491.44	1.00	107,491.44
10/06/2021	Deposit	67,173,649.95	10,105,388.29	1.00	10,105,388.29
10/06/2021	Deposit	67,216,065.69	42,415.74	1.00	42,415.74
10/06/2021	Deposit	67,221,879.69	5,814.00	1.00	5,814.00
10/06/2021	Withdrawal	61,221,879.69	-6,000,000.00	1.00	-6,000,000.00
10/07/2021	Withdrawal	59,221,879.69	-2,000,000.00	1.00	-2,000,000.00
10/12/2021	Deposit	59,331,879.69	110,000.00	1.00	110,000.00

General Fund - Corporate Overnight Plus Fund (Continued)

Settle Date	Trade Type	Share Balance	Number of Shares	Price/Share	Amount (USD)
10/12/2021	Deposit	60,053,771.90	721,892.21	1.00	721,892.21
10/12/2021	Withdrawal	57,718,817.71	-2,334,954.19	1.00	-2,334,954.19
10/12/2021	Vendor Payment Bega Paving, Inc	57,630,096.51	-88,721.20	1.00	-88,721.20
10/12/2021	Withdrawal	56,908,204.30	-721,892.21	1.00	-721,892.21
10/12/2021	Vendor Payment A E Hiller & Sons, Inc.	56,807,388.78	-100,815.52	1.00	-100,815.52
10/12/2021	Withdrawal	55,207,388.78	-1,600,000.00	1.00	-1,600,000.00
10/13/2021	Vendor Payment Texas State Natural Gas, Inc.	55,205,226.65	-2,162.13	1.00	-2,162.13
10/14/2021	Deposit	56,405,226.65	1,200,000.00	1.00	1,200,000.00
10/18/2021	Deposit	56,897,641.29	492,414.64	1.00	492,414.64
10/20/2021	Vendor Payment Tristar Risk Management	56,886,588.52	-11,052.77	1.00	-11,052.77
10/21/2021	Transfer In	56,886,600.02	11.50	1.00	11.50
10/25/2021	Deposit	66,858,236.02	9,971,636.00	1.00	9,971,636.00
10/26/2021	Withdrawal	65,358,236.02	-1,500,000.00	1.00	-1,500,000.00
10/26/2021	Withdrawal	64,865,821.38	-492,414.64	1.00	-492,414.64
10/27/2021	Vendor Payment HEB Grocery Company, LP	64,863,819.33	-2,002.05	1.00	-2,002.05
10/27/2021	Withdrawal	61,608,523.86	-3,255,295.47	1.00	-3,255,295.47
10/27/2021	Withdrawal	61,498,523.86	-110,000.00	1.00	-110,000.00
10/29/2021	Withdrawal	61,413,942.62	-84,581.24	1.00	-84,581.24
10/29/2021	Interest	61,417,827.65	3,885.03	1.00	3,885.03
11/01/2021	Vendor Payment A E Hiller & Sons, Inc.	61,313,970.61	-103,857.04	1.00	-103,857.04
11/01/2021	Vendor Payment Tristar Risk Management	61,305,511.88	-8,458.73	1.00	-8,458.73
11/08/2021	Withdrawal	57,305,511.88	-4,000,000.00	1.00	-4,000,000.00
11/08/2021	Vendor Payment Texas State Natural Gas, Inc.	57,303,622.07	-1,889.81	1.00	-1,889.81
11/12/2021	Vendor Payment Tristar Risk Management	57,296,849.69	-6,772.38	1.00	-6,772.38
11/15/2021	Vendor Payment Bega Paving, Inc	57,239,783.19	-57,066.50	1.00	-57,066.50
11/15/2021	Vendor Payment JP Sanchez	56,888,283.19	-351,500.00	1.00	-351,500.00
11/15/2021	Vendor Payment A E Hiller & Sons, Inc.	56,882,615.58	-5,667.61	1.00	-5,667.61
11/17/2021	Vendor Payment A E Hiller & Sons, Inc.	56,821,141.08	-61,474.50	1.00	-61,474.50
11/17/2021	Withdrawal	53,821,141.08	-3,000,000.00	1.00	-3,000,000.00
11/17/2021	Vendor Payment Davis Powell Architecture	53,816,497.01	-4,644.07	1.00	-4,644.07
11/18/2021	Deposit	53,841,565.01	25,068.00	1.00	25,068.00
11/18/2021	Withdrawal	53,756,983.77	-84,581.24	1.00	-84,581.24
11/18/2021	Withdrawal	52,556,983.77	-1,200,000.00	1.00	-1,200,000.00
11/22/2021	Deposit	55,556,983.77	3,000,000.00	1.00	3,000,000.00
11/22/2021	Vendor Payment HEB Grocery Company, LP	55,551,284.90	-5,698.87	1.00	-5,698.87
11/24/2021	Deposit	65,466,745.90	9,915,461.00	1.00	9,915,461.00
11/29/2021	Deposit	65,473,252.90	6,507.00	1.00	6,507.00
11/29/2021	Deposit	65,489,775.90	16,523.00	1.00	16,523.00
11/29/2021	Deposit	66,674,696.90	1,184,921.00	1.00	1,184,921.00
11/29/2021	Deposit	67,257,679.90	582,983.00	1.00	582,983.00
11/29/2021	Transfer Out	65,466,745.90	-1,790,934.00	1.00	-1,790,934.00

General Fund - Corporate Overnight Plus Fund (Continued)

Settle Date	Trade Type	Share Balance	Number of Shares	Price/Share	Amount (USD)
11/30/2021	Interest	65,470,869.86	4,123.96	1.00	4,123.96
11/30/2021	Ending Balance	65,470,869.86			65,470,869.86

Interest & Sinking Fund - Corporate Overnight Plus Fund

Settle Date	Trade Type	Share Balance	Number of Shares	Price/Share	Amount (USD)
09/01/2021	Starting Balance	1,050,952.36			1,050,952.36
09/30/2021	Interest	1,051,021.11	68.75	1.00	68.75
10/28/2021	Deposit	1,251,021.11	200,000.00	1.00	200,000.00
10/29/2021	Interest	1,251,093.62	72.51	1.00	72.51
11/05/2021	Deposit	1,411,093.62	160,000.00	1.00	160,000.00
11/29/2021	Transfer In	3,202,027.62	1,790,934.00	1.00	1,790,934.00
11/30/2021	Interest	3,202,133.01	105.39	1.00	105.39
11/30/2021	Ending Balance	3,202,133.01			3,202,133.01

Maintenance Tax Note Series 2019 Proceeds - Corporate Overnight Plus Fund

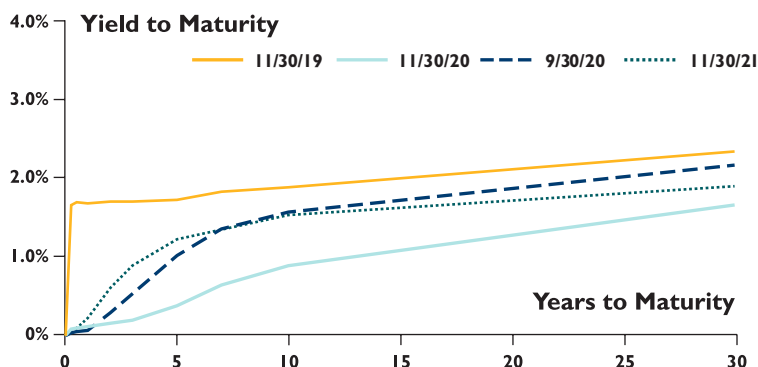
Settle Date	Trade Type	Share Balance	Number of Shares	Price/Share	Amount (USD)
09/01/2021	Starting Balance	0.15			0.15
09/07/2021	Transfer Out	0.00	-0.15	1.00	-0.15
11/30/2021	Ending Balance	0.00			0.00

Important Information about this statement

Please review this statement carefully, it is the official record of your account with Lone Star Investment Pool and First Public, LLC. If you disagree with any transaction, or if there are any errors or omissions in this statement please notify us promptly in writing, but no later than 10 business days after receipt of this statement. Trades pending settlement will not appear on this statement. All such trades will appear in the next monthly statement. The yield for the period is an annualized rate that reflects the relationship between the average amount of income earned and the average daily balance for the account. Please notify First Public promptly and in writing of any changes of address or phone number. Times of transactions will be furnished upon written request. The Lone Star Investment Pool Information Statement should be read carefully before investing. Investors should consider the investment objectives, risks, charges and expenses associated with municipal fund securities before investing. All transactions are no load. No remuneration has, or will be, paid to any entity in connection with this transaction. An investor may obtain an Information Statement by contacting First Public at the address and phone number identified above. An investment in Lone Star investment Pool is not insured or guaranteed by the Federal Deposit Insurance Corporation ("FDIC") or any other government agency and although Lone Star Investment Pool seeks to preserve the value of the investment at a fixed share price, it is possible to lose money by investing in municipal fund securities.

Quarterly Position Report

November 30, 2021



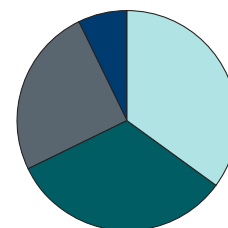
U.S. Treasury yields in the 2- to 7-year area of the curve rose sharply in the three-month period ending November 30th. The sharp rise was large due to the announcement of the tapering of the Fed's monthly bond purchase programs as well as the market pricing in two rate hikes in 2022. Despite a weaker than expected jobs report for November, job creation continues to be strong as the unemployment rate fell to 4.2%, the lowest level since February of 2020. Late in November, rates rose sharply after Fed Chair Powell said that the use of the word transitory to describe inflation was no longer appropriate. Following his remarks, the Fed funds futures market was fully pricing in a rate hike by June of next year. Inflation concerns ramped up early in the month when the consumer price index rose by 6.2% y/y in October, the largest increase in 30 years. The next FOMC meeting is scheduled for December 15th.

Government Overnight Fund

Duration 0.17063

	Participant Assets	Market Value
Beginning-of-Quarter Balance	3,379,590,311.72	3,379,763,859.40
Deposits	2,149,104,130.77	
Withdrawals	(1,999,455,211.37)	
End-of-Quarter Balance	3,529,239,231.12	3,529,093,661.41

Cash/Repo	35%
Treasuries	33%
Agencies	25%
MM Funds	7%

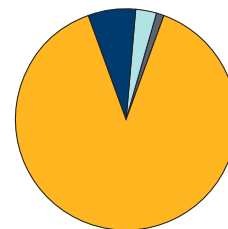


Corporate Overnight Fund

Duration 0.21465

	Participant Assets	Market Value
Beginning-of-Quarter Balance	2,581,918,900.08	2,582,078,415.20
Deposits	1,216,961,375.27	
Withdrawals	(1,176,411,381.92)	
End-of-Quarter Balance	2,622,468,893.43	2,622,481,397.72

Commercial Paper	89%
MM Funds	7%
Cash/Repo	3%
Agencies	1%

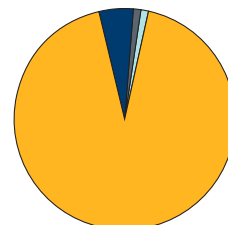


Corporate Overnight Plus Fund

Duration 0.16774

	Participant Assets	Market Value
Beginning-of-Quarter Balance	6,400,616,510.92	6,401,095,557.62
Deposits	3,922,127,722.47	
Withdrawals	(3,629,048,258.95)	
End-of-Quarter Balance	6,693,695,974.44	6,693,717,776.36

Commercial Paper	93%
MM Funds	5%
Cash/Repo	1%
Agencies	1%



Returns

	September		October		November	
	Average Rate	7-day SEC Yield	Average Rate	7-day SEC Yield	Average Rate	7-day SEC Yield
Govt Overnight Fund	0.01%	0.01%	0.01%	0.01%	0.01%	0.01%
Corp Overnight Fund	0.05%	0.05%	0.05%	0.06%	0.06%	0.06%
Corp Overnight Plus Fund	0.08%	0.08%	0.08%	0.08%	0.08%	0.09%

William Mastrodica
William Mastrodica

Lone Star Investment Pool Investment Officers

Tammy Davis
Tammy Davis

Distributed by First Public. The Lone Star Information Statement should be read carefully before investing. Investors should consider the investment objectives, risks, charges, and expenses associated with this or any security prior to investing. Investment in Lone Star Investment Pool is not insured or guaranteed by the Federal Deposit Insurance Corporation (FDIC) or any other government agency, and although Lone Star seeks to preserve the value of the investment at a fixed share price, it is possible to lose money by investing in Lone Star. For further information or for an Information Statement, contact First Public at 800.558.8875.