

**TEXAS EDUCATION AGENCY**  
**2014 Accountability Summary**  
AUBREY H S (061907001) - AUBREY ISD

**Accountability Rating**

**Met Standard**

**Met Standards on**

- Student Achievement
- Closing Performance Gaps
- Postsecondary Readiness

**Did Not Meet Standards on**

- NONE

**Distinction Designation**



**Academic Achievement in Reading/ELA**

NO DISTINCTION EARNED

**Academic Achievement in Mathematics**

NO DISTINCTION EARNED

**Academic Achievement in Science**

NO DISTINCTION EARNED

**Academic Achievement in Social Studies**

DISTINCTION EARNED

**Top 25 Percent Student Progress**

NOT ELIGIBLE

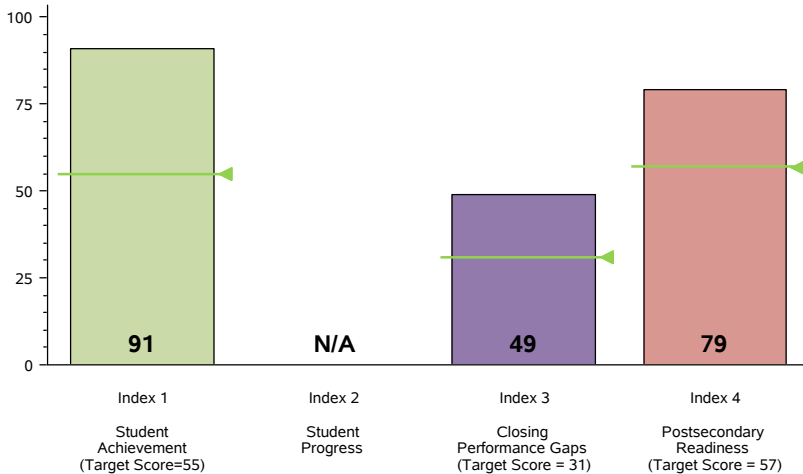
**Top 25 Percent Closing Performance Gaps**

DISTINCTION EARNED

**Postsecondary Readiness**

NO DISTINCTION EARNED

**Performance Index Report**



**Campus Demographics**

Campus Type	High School
Campus Size	535 Students
Grade Span	09 - 12
Percent Economically Disadvantaged	21.7%
Percent English Language Learners	1.3%
Mobility Rate	12.3%

**Performance Index Summary**

Index	Points Earned	Maximum Points	Index Score
1 - Student Achievement	591	649	91
2 - Student Progress	N/A	N/A	N/A
3 - Closing Performance Gaps	485	1,000	49
4 - Postsecondary Readiness			
STAAR Score	16.6		
Graduation Rate Score	25.0		
Graduation Plan Score	22.9		
Postsecondary Indicator Score	14.0		79

**System Safeguards**

**Number and Percent of Indicators Met**

Performance Rates	12 out of 12 = 100%
Participation Rates	7 out of 7 = 100%
Graduation Rates	3 out of 3 = 100%
<b>Total</b>	<b>22 out of 22 = 100%</b>

For further information about this report, please see the Performance Reporting Division web site at <http://ritter.tea.state.tx.us/perfreport/account/2014/index.html>

**TEXAS EDUCATION AGENCY**  
**2014 Accountability Summary**  
**AUBREY MIDDLE (061907041) - AUBREY ISD**

**Accountability Rating**

**Met Standard**

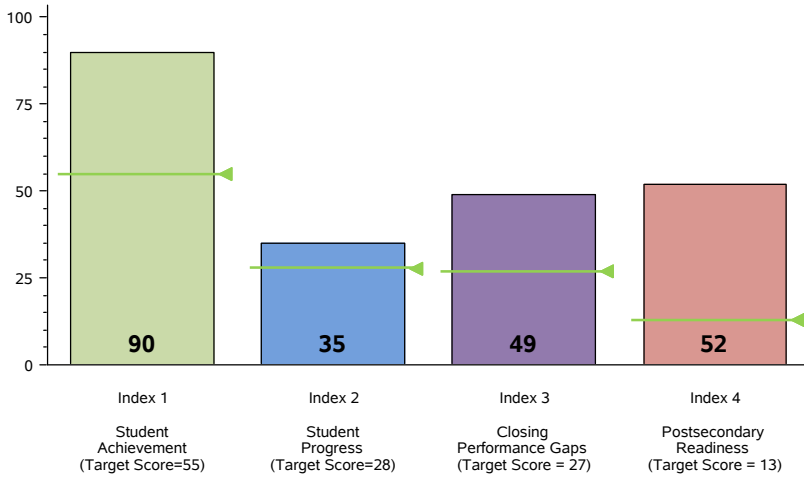
**Met Standards on**

- Student Achievement
- Student Progress
- Closing Performance Gaps
- Postsecondary Readiness

**Did Not Meet Standards on**

- NONE

**Performance Index Report**



**Performance Index Summary**

Index	Points Earned	Maximum Points	Index Score
1 - Student Achievement	1,211	1,339	90
2 - Student Progress	554	1,600	35
3 - Closing Performance Gaps	681	1,400	49
4 - Postsecondary Readiness			
STAAR Score	52.0		
Graduation Rate Score	N/A		
Graduation Plan Score	N/A		
Postsecondary Indicator Score	N/A		52

**Distinction Designation**



**Academic Achievement in Reading/ELA**

NO DISTINCTION EARNED

**Academic Achievement in Mathematics**

NO DISTINCTION EARNED

**Academic Achievement in Science**

DISTINCTION EARNED

**Academic Achievement in Social Studies**

NO DISTINCTION EARNED

**Top 25 Percent Student Progress**

NO DISTINCTION EARNED

**Top 25 Percent Closing Performance Gaps**

DISTINCTION EARNED

**Postsecondary Readiness**

NO DISTINCTION EARNED

**Campus Demographics**

Campus Type	Middle School
Campus Size	468 Students
Grade Span	06 - 08
Percent Economically Disadvantaged	25.0%
Percent English Language Learners	3.2%
Mobility Rate	9.3%

**System Safeguards**

**Number and Percent of Indicators Met**

Performance Rates	19 out of 19 = 100%
Participation Rates	10 out of 10 = 100%
Graduation Rates	N/A
<b>Total</b>	<b>29 out of 29 = 100%</b>

For further information about this report, please see the Performance Reporting Division web site at <http://ritter.tea.state.tx.us/perfreport/account/2014/index.html>

**TEXAS EDUCATION AGENCY**  
**2014 Accountability Summary**  
 HL BROCKETT (061907101) - AUBREY ISD

**Accountability Rating**

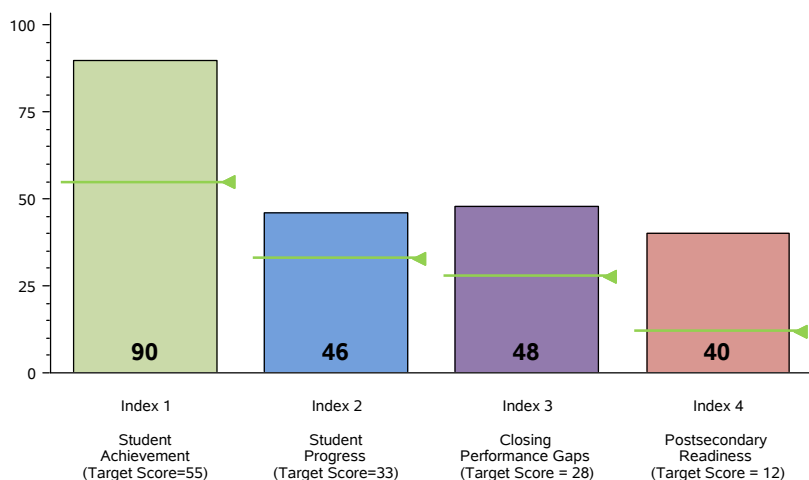
**Met Standard**

**Distinction Designation**

Met Standards on	Did Not Meet Standards on
<ul style="list-style-type: none"> <li>- Student Achievement</li> <li>- Student Progress</li> <li>- Closing Performance Gaps</li> <li>- Postsecondary Readiness</li> </ul>	- NONE

Academic Achievement in Reading/ELA
NO DISTINCTION EARNED
Academic Achievement in Mathematics
NO DISTINCTION EARNED
Academic Achievement in Science
NO DISTINCTION EARNED
Academic Achievement in Social Studies
NOT ELIGIBLE
Top 25 Percent Student Progress
NO DISTINCTION EARNED
Top 25 Percent Closing Performance Gaps
NO DISTINCTION EARNED
Postsecondary Readiness
NO DISTINCTION EARNED

**Performance Index Report**



**Campus Demographics**

Campus Type	Elementary
Campus Size	497 Students
Grade Span	KG - 05
Percent Economically Disadvantaged	34.8%
Percent English Language Learners	6.6%
Mobility Rate	8.8%

**Performance Index Summary**

Index	Points Earned	Maximum Points	Index Score
1 - Student Achievement	583	649	90
2 - Student Progress	548	1,200	46
3 - Closing Performance Gaps	577	1,200	48
4 - Postsecondary Readiness			
STAAR Score	39.5		
Graduation Rate Score	N/A		
Graduation Plan Score	N/A		
Postsecondary Indicator Score	N/A		40

**System Safeguards**

**Number and Percent of Indicators Met**

Performance Rates	13 out of 13 = 100%
Participation Rates	8 out of 8 = 100%
Graduation Rates	N/A
<b>Total</b>	<b>21 out of 21 = 100%</b>

For further information about this report, please see the Performance Reporting Division web site at <http://ritter.tea.state.tx.us/perfreport/account/2014/index.html>

**TEXAS EDUCATION AGENCY**  
**2014 Accountability Summary**  
 JAMES A MONACO (061907102) - AUBREY ISD

**Accountability Rating**

**Met Standard**

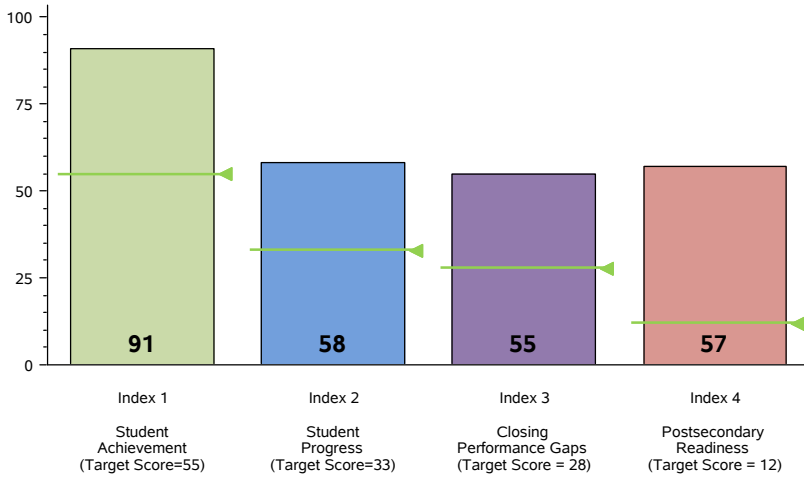
**Met Standards on**

- Student Achievement
- Student Progress
- Closing Performance Gaps
- Postsecondary Readiness

**Did Not Meet Standards on**

- NONE

**Performance Index Report**



**Performance Index Summary**

Index	Points Earned	Maximum Points	Index Score
1 - Student Achievement	514	566	91
2 - Student Progress	691	1,200	58
3 - Closing Performance Gaps	660	1,200	55
4 - Postsecondary Readiness			
STAAR Score	56.7		
Graduation Rate Score	N/A		
Graduation Plan Score	N/A		
Postsecondary Indicator Score	N/A		57

**Distinction Designation**



**Academic Achievement in Reading/ELA**

**DISTINCTION EARNED**

**Academic Achievement in Mathematics**

**DISTINCTION EARNED**

**Academic Achievement in Science**

**DISTINCTION EARNED**

**Academic Achievement in Social Studies**

**NOT ELIGIBLE**

**Top 25 Percent Student Progress**

**DISTINCTION EARNED**

**Top 25 Percent Closing Performance Gaps**

**DISTINCTION EARNED**

**Postsecondary Readiness**

**DISTINCTION EARNED**

**Campus Demographics**

Campus Type	Elementary
Campus Size	560 Students
Grade Span	EE - 05
Percent Economically Disadvantaged	32.1%
Percent English Language Learners	4.3%
Mobility Rate	10.5%

**System Safeguards**

**Number and Percent of Indicators Met**

Performance Rates	12 out of 12 = 100%
Participation Rates	8 out of 8 = 100%
Graduation Rates	N/A
<b>Total</b>	<b>20 out of 20 = 100%</b>

For further information about this report, please see the Performance Reporting Division web site at <http://ritter.tea.state.tx.us/perfreport/account/2014/index.html>