

Nueces County Hospital District
 Quarterly Investment Report
 October 1, 2012 - December 31, 2012

Summary Holdings Statistics:

<u>Portfolio as of September 30, 2012</u>		<u>Portfolio as of December 31, 2012</u>	
Beginning Book Value	\$33,255,684	Ending Book Value	\$62,664,939
Beginning Market Value	\$33,257,560	Ending Market Value	\$62,665,839
Unrealized Gain/Loss	\$1,877	Unrealized Gain/Loss	\$899
Beginning WAM	32 Days	Ending WAM	14 Days
Change in Market Value	\$29,408,278		
Investment Income for Period	\$20,743		
Quarter Average Yield	0.172%		
Quarter Average Yield - 6 Mth T-Bill	0.140%		

This report reflects Nueces County Hospital District's investment policy and strategies in accordance with the Public Funds Investment Act.

INVESTMENT OFFICERS:

Jonny F. Hipp

JONNY F. HIPPI, ADMINISTRATOR

Donna Littlefield

DONNA LITTLEFIELD, DIRECTOR OF ACCOUNTING & FINANCE

Dena Bruni

DENA BRUNI, ASSISTANT ADMINISTRATOR

Nueces County Hospital District
Inventory Report - Holdings by Fund
As of: 12/31/2012

Settle Date	Maturity Date	Fund Name	Location	Security	CUSIP	Avg Yield/ Coupon	Purchase Price	PAR	Beginning Book Value 09/30/2012	Beginning Market Value 09/30/2012	Ending Book Value 12/31/2012	Ending Market Value 12/31/2012	Gain/Loss	Accrued Interest	Yield	D-T-M
Indigent Care Fund																
12/31/2012	01/01/2013	Indigent Care Fund	TexPool	Investment Pool	#0002	0.151%	10,042,773	10,042,773	10,038,786	10,038,786	10,042,773	10,042,773	0	0	0.151%	1
12/31/2012	01/01/2013	Indigent Care Fund	LOGIC	Investment Pool		0.179%	17,280	17,280	17,272	17,272	17,280	17,280	0	0	0.179%	1
12/31/2012	01/01/2013	Indigent Care Fund	TexSTAR	Investment Pool		0.165%	15,036,813	15,036,813	15,030,357	15,036,813	15,036,813	15,036,813	0	0	0.165%	1
02/21/2012	02/21/2014	Indigent Care Fund	Safekeping	FHLMC - Callable	3134C3LZ1	0.500%	2,000,000	2,000,000	2,001,666	2,000,000	2,000,000	2,000,890	890	3,583	0.500%	417
				Subtotal			27,096,867	27,096,867	27,086,415	27,088,281	27,096,867	27,097,757	890	3,583	0.184%	32
Tobacco Settlement Fund																
12/31/2012	01/01/2013	Tobacco Settlement	TexPool	Investment Pool	#00007	0.151%	749	749	749	749	749	749	0	0	0.151%	1
				Subtotal			749	749	749	749	749	749	0	0	0.151%	1
Employee Health Benefits Trust Fund																
12/31/2012	01/01/2013	Emp Health Benefits Trust	Frost Trust	Short Term Treasury	AIM	0.020%	360,520	360,520	360,937	360,937	360,520	360,520	0	7	0.020%	1
				Subtotal			360,520	360,520	360,937	360,937	360,520	360,520	0	7	0.020%	1
General Fund																
10/15/2016	01/01/2013	General Fund	Frost Safekeping	GNMA Pool #155679	3621562L4	9.000%	418	433	465	475	431	441	9	3	9.350%	1,384
12/31/2012	01/01/2013	General Fund	TexPool	Investment Pool	#00004	0.151%	13,168,903	13,168,903	5,119,647	5,119,647	13,168,903	13,168,903	0	0	0.151%	1
12/31/2012	01/01/2013	GF - Membership Revenue	TexPool	Investment Pool	#00009	0.151%	20,589,330	20,589,330	0	0	20,589,330	20,589,330	0	0	0.151%	1
12/31/2012	01/01/2013	GF - Operating	Frost Bank	Commercial Checking	664025679	0.010%	503,336	503,336	213,638	213,638	503,336	503,336	0	0	0.010%	1
12/31/2012	01/01/2013	GF - Payroll	Frost Bank	Commercial Checking	664027221	0.010%	1,367	1,367	1,367	1,367	1,367	1,367	0	0	0.010%	1
				Subtotal			34,263,354	34,263,370	5,335,127	5,335,127	34,263,368	34,263,377	9	3	0.149%	1
Debt Service Fund																
12/31/2012	01/01/2013	Debt Svc Fund	TexPool	Investment Pool	#00003	0.151%	943,436	943,436	472,466	472,466	943,436	943,436	0	0	0.151%	1
				Subtotal			943,436	943,436	472,466	472,466	943,436	943,436	0	0	0.151%	1
TOTAL PORTFOLIO																
							62,864,926	62,864,941	33,255,884	33,257,560	62,864,938	62,865,839	899	3,593	0.163%	14
															WAY	WAM

Nueces County Hospital District
 Investment Transaction Activity
 October 1, 2012 - December 31, 2012

Settle Date	Maturity	Call Date	Fund	Type	CUSIP	Coupon	Price	Par	Principal	Acc'd Interest	Total Settlement	Yield to Mat/Call	Broker
-------------	----------	-----------	------	------	-------	--------	-------	-----	-----------	----------------	------------------	-------------------	--------

Purchases

Total Purchases: 0.00 0.00 0.00 0.00

Maturities/Calls

Total Maturities/Calls: 0.00 0.00 0.00 0.00

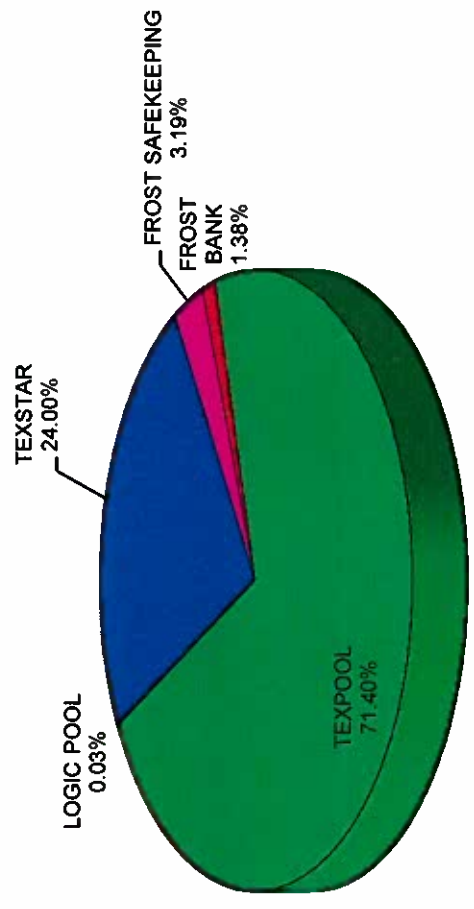
**NUECES COUNTY HOSPITAL DISTRICT
INVESTMENTS SUMMARY BY TYPE & LOCATION
FY 2013 1ST QUARTER (OCT 1 - DEC 31, 2012)**

	FROST		FROST			TOTAL	PERCENT BY TYPE OF INVESTMENT
	BANK	TEXPOOL	LOGIC	TEXSTAR	SAFEKEEPING		
CASH - INTEREST BEARING	\$504,703	\$0	\$0	\$0	\$0	\$504,703	0.8%
MONEY MKT MUTUAL FUNDS	\$360,520	\$0	\$0	\$0	\$0	\$360,520	0.6%
GOV'T INVESTMENT POOLS	\$0	\$44,745,193	\$17,280	\$15,036,813	\$0	\$59,799,285	95.4%
CERTIFICATES OF DEPOSIT	\$0	\$0	\$0	\$0	\$0	\$0	0.0%
TREASURY NOTES AND BONDS	\$0	\$0	\$0	\$0	\$0	\$0	0.0%
AGENCIES	\$0	\$0	\$0	\$0	\$2,000,431	\$2,000,431	3.2%
TOTAL INVESTMENTS	\$865,223	\$44,745,193	\$17,280	\$15,036,813	\$2,000,431	\$62,664,939	100.0%


PERCENT BY HOLDER OF INVESTMENTS	1.38%	71.40%	0.03%	24.00%	3.19%	100.00%
---------------------------------------------	--------------	---------------	--------------	---------------	--------------	----------------

NOTE: THE ABOVE INVESTMENTS INCLUDE ALL TRUST FUNDS.

NUECES COUNTY HOSPITAL DISTRICT INVESTMENT BY LOCATION DECEMBER 31, 2012




NUECES COUNTY HOSPITAL DISTRICT INVESTMENTS BY TYPE DECEMBER 31, 2012

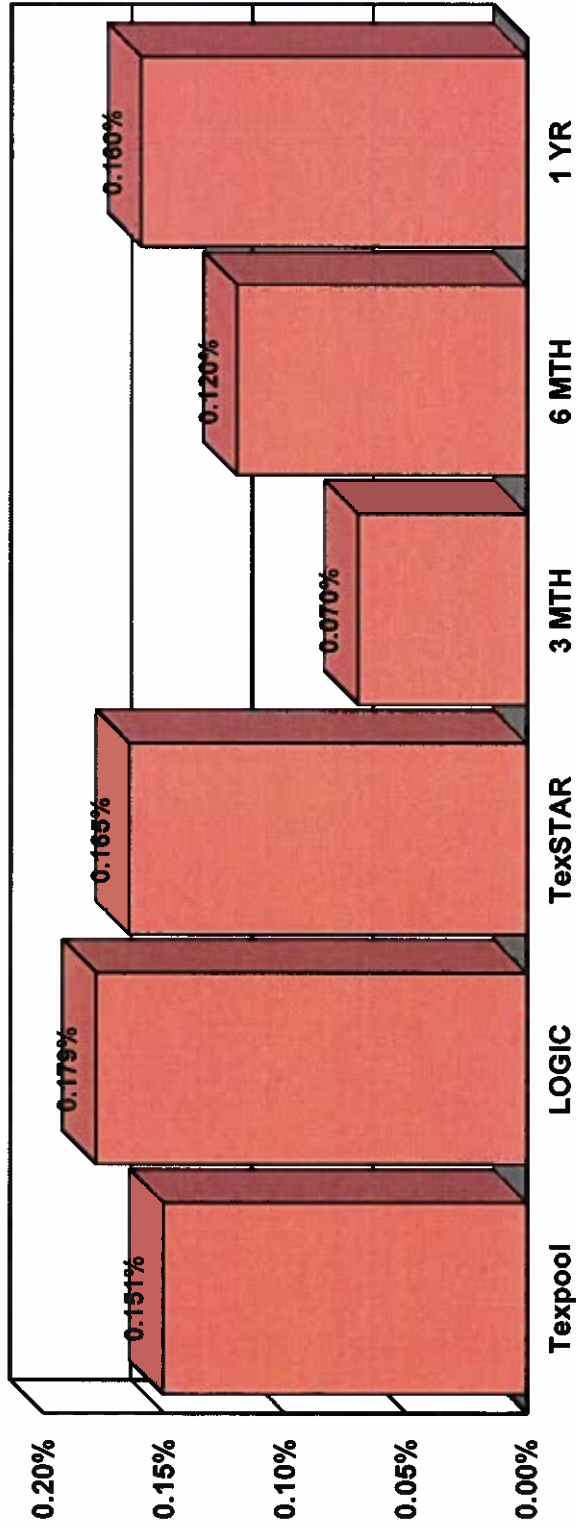


**NUECES COUNTY HOSPITAL DISTRICT
 INVESTMENT SUMMARY BY LIQUIDITY
 FY 2013 1ST QUARTER (OCT 1 - DEC 31, 2012)**

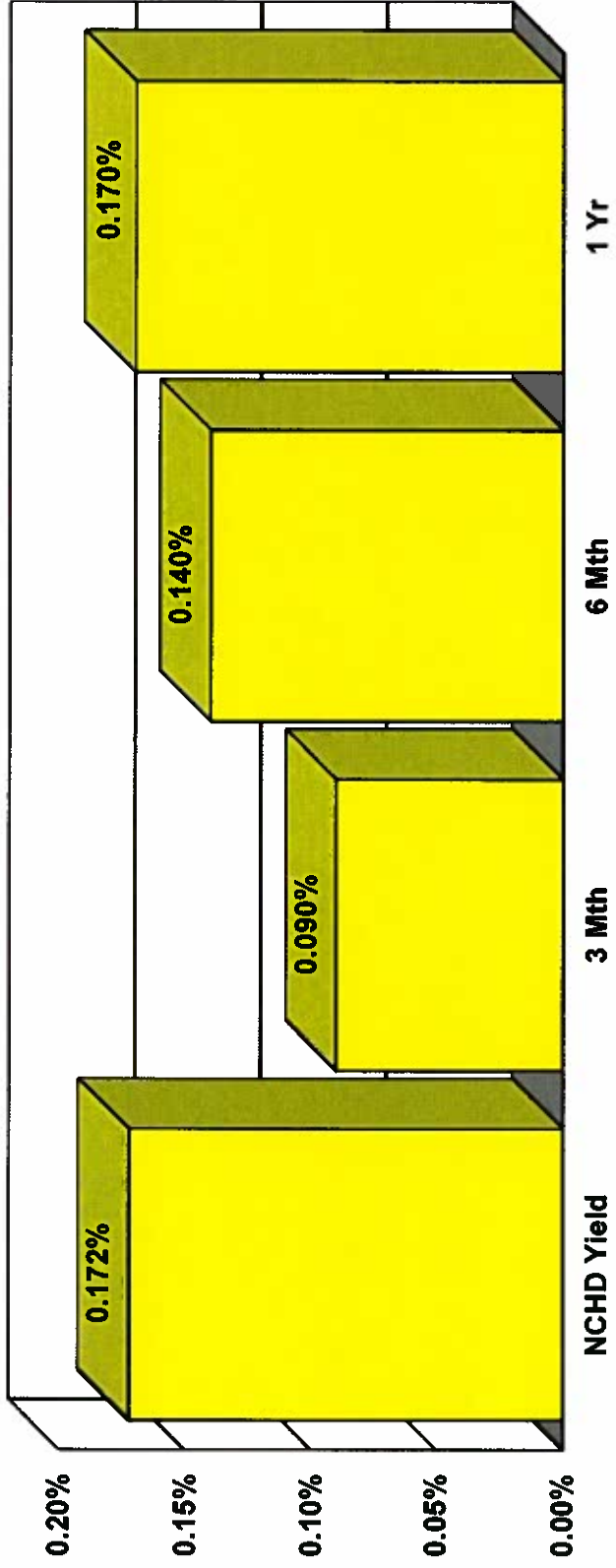
<u>INVESTMENT-YRS TO MATURITY</u>	<u>AMOUNT</u>	
CASH & CASH EQUIVALENTS	\$60,664,508	96.8%
MATURES IN 0-3 MONTHS	\$0	0.0%
MATURES IN 6-12 MONTHS	\$0	0.0%
MATURES IN 12-18 MONTHS	\$2,000,000	3.2%
MATURES IN 18-24 MONTHS	\$0	0.0%
MATURES IN OVER 2 YEARS	\$431	0.0%
TOTAL	\$62,664,939	100.0%



NUECES COUNTY HOSPITAL DISTRICT POOL RATES V. TREASURIES DECEMBER 31, 2012



NUECES COUNTY HOSPITAL DISTRICT QUARTERLY BENCHMARK COMPARISON DECEMBER 31, 2012



**Nueces County Hospital District
Investment Policy Compliance
For the Quarter Ended December 31, 2012**

These are the major compliance issues regarding our Investment policy. Any negative responses are explained below.

	Yes	No
1.) Are at least 33% of the District's investments backed by U.S. Government securities to assure return of principal?	<u>X</u>	_____
2.) Are all investments maturing less than 3 years from the date of purchase?	_____	<u>X</u>
3.) Are at least 10% of the investments short-term maturing within 60-90 days?	<u>X</u>	_____
4.) Is the weighted average maturity of the District's portfolio 18 months or less?	<u>X</u>	_____
5.) With the exception of U.S. Treasury Bills, U.S. Treasury Notes and Bonds, are less than 20% of the District's portfolio invested with a common maturity date, a specific issue or a specific type or class.	<u>X</u>	_____
6.) Does the District's weighted average yield exceed the U.S. Treasury Bill benchmark compared to the District's maximum weighted average maturity for each class of security?	<u>X</u>	_____
Quarter Avg Rate	<u>0.172%</u>	<u>0.140%</u>
District	U.S. Treasury 6 Mo.	

Responses:

#2 - The Frost Trust Investments were set up in prior years when the District operated Memorial Hospital. Investments were purchased with maturity dates as long as the year 2016. However, the interest rates are as high as 9.00%.