



Napi's Vision Statement:

Napi Elementary School, a community of families, students, and staff will work to ensure the very best education for all our children through teaching, guidance, support, and structure.

Napi's Mission Statement:

Napi Elementary School is committed to providing high-quality instruction and support to promote the highest achievement of all students, both academically and behaviorally.

June's Board Report

Principals: The month of May was packed full of events and activities! Napi students completed both state and district assessments, participated in a Reservation Field Trip, celebrated with an 'End of the Year' presentation to their families, attended a school-wide picnic at Rising Sun, and attended the last 'Fun Friday' event for the school year!

End of the Year Celebration


On Wednesday, May 29th the final celebration was hosted at Napi Elementary. Parents gathered in the gym to recognize and celebrate students who achieved Perfect-Perfect Attendance and four-quarters of 4.0 GPA. There were 49 students who were recognized. Parents then transitioned to the homeroom classrooms to view a presentation from the student's perspective on the best parts of the school year!





Rising Sun Picnic

To end the school year together, all Napi students and staff spent the day at Rising Sun on May 28th. Thank you to the Napi Cooks and Food Service for arranging a barbeque for everyone. Students and staff spent the day playing games, riding bikes, and playing in the water.





Cultural Day



Mr. Berthelson's class created dioramas using the book 'Brian's Winter' and connected the

Their dioramas were shared with parents on May 29th as part of the end-of-the-year celebration.

<p>survival skills that he used to the survival skills that the Blackfeet used.</p>			
---	--	--	--


Reservation Field Trip

On May 14th and 16th, students participated in a Reservation Field Trip. The tour started at Napi's Rock and ended at Four Horn Lake. Students were shown the east and south boundaries of the reservation. Stories about different mountain ranges in these areas were shared with students. Students were also taught about the significance of the Old Agency and the Flood of 64 when they arrived at these different locations. The field trip ended at Four Hour Lake. Students ate lunch, did some fishing, played stick games, and enjoyed the rest of the day exploring this part of the reservation. Thank you to John Monroe for providing porta potties on this day, so our students could spend this time at Four Horns. Another huge thank you to the Heart Butte Schools for accommodating our students and allowing them to use their restroom facilities during the tour route! Thank you to Mr. HeavyRunner and Mr. Tail for facilitating the tour!



Fun Friday

Students and staff enjoyed the last 'Fun Friday' of the school year. There were 17 activities for students to select from. The Human Hamsterballs were a huge hit along with the Pizza Making station. Thank you to all staff for coming together to make this event a success for our students!



8th Quarter Celebration Schedule for Friday, May 31, 2024

Friday Schedule for Specials
Lunches: 4th @ 11:00-11:45 & 5th @ 11:50-12:35
Students will need to remain at the session the entire time.

Activities Start @ 12:45-2:10 (Session 1-12:45-1:30 & Session 2-1:30-2:10)

- Cloud Dough—Mrs. BearChild—Session 1—Cafeteria
- Beaded Star Bracelet—Mrs. BearChild—Session 2—Room 10
- Bubble Painting—Ms. Augare—Session 1—Room 23
- Oreo Dirt Pudding—Mrs. Connolly—Session 1 & Session 2—Room 6
- Making Paper Flowers—Mrs. StillSmoking—Session 1—Room 10
- Painting Nails—Mrs. Wells—Session 1 & Session 2—Cafeteria
- Rice Krispy Treat—Ms. MadMan—Session 1—Staff Lounge
- Popcorn Treat in a Bag—Ms. MadMan—Session 2—Staff Lounge
- **Jewelry Making—Ms. YellowKidney—Session 1 & Session 2—Room 12**
- Yard Yahtzee & Yard Jenga—Ms. Gilroy—Session 1 & Session 2—Football Field
- Cornhole—Mr. HeavyRunner—Session 1 & Session 2—Football Field
- Football Passing Challenge—Mr. Tall—Football Field
- Human Hamster Ball—Ms. Racine and Mrs. Bird—Session 1 & Session 2—Football Field
- 3 on 3 Basketball—Mr. Andreas and Ms. M. BirdRattler—Session 1 & Session 2—Outside Courts
- Volleyball Tournament—Mrs. Harrell—Session 1 & Session 2—Gym
- Gaming Station—Mrs. HeavyRunner—Library—Session 1 & Session 2
- Movie—Ms. Sangray—Room 15—Session 1 (Re-staffed w/ Ms. Sinclair)
- Pizza Making—Mrs. Wagner and Mrs. Bragg—Session 1 & Session 2—Cafeteria






May's Family Night

Napi's specialist team hosted our last family literacy of the year. Parents, students, and staff enjoyed math games and Spring activities and provided sloppy joes!



4th Quarter Perfect Attendance and Four Quarters of 4.0 GPA Celebration

		
	<p>Thank you to Mr. Tail, Mr. HeavyRunner, and Mrs. BirdRattler for facilitating this trip for students. There were 38 students who attended this trip. Students were treated to a movie and afterward ate Pizza Hut at the park.</p>	

Attendance

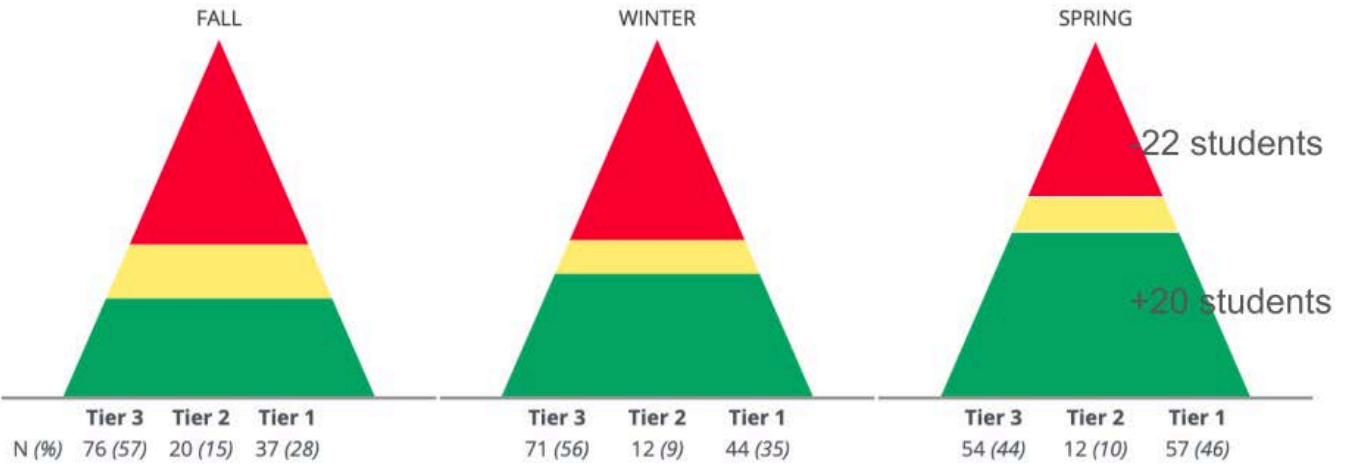
<p>Student Attendance: (May) 4th Grade: 78% 5th Grade: 76% Home Visits: 2</p>	<p>Staff Attendance: May Certified: 89% Classified: 82%</p>
---	--

Instructional Coaches--23-24 Data Snapshot

Teachers and students celebrated our student’s end of the year data! The diagrams below show the growth that students have achieved for the 23-24 school year. We are excited to see the growth that our students have made. Thank you to the Napi Elementary teachers for their dedication to high quality instruction on a daily basis!

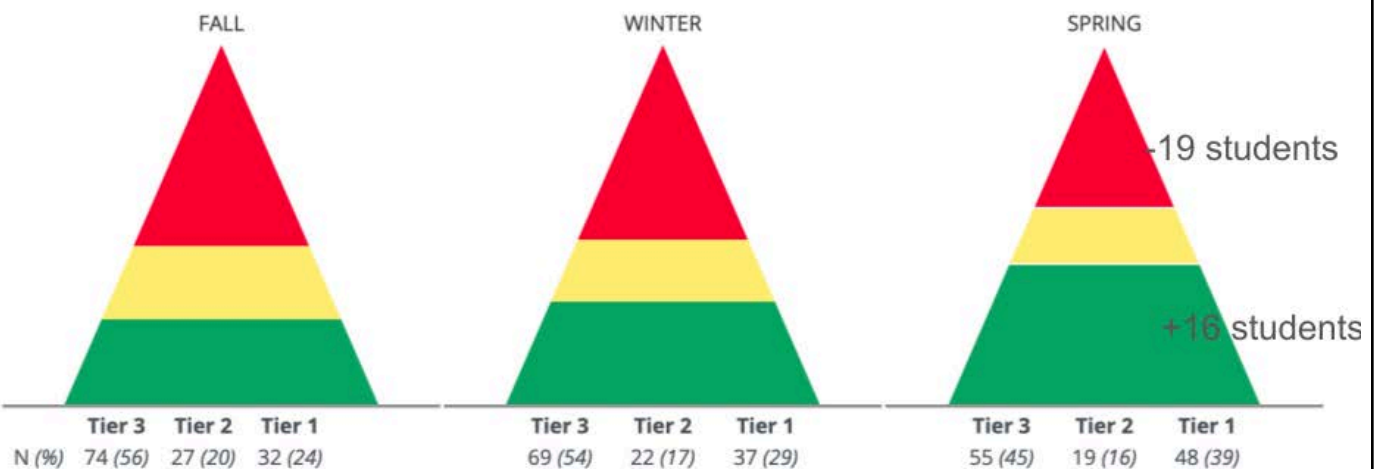
2024 5th Grade Reading

Tier Transition Summary



2024 5th Grade Mathematics

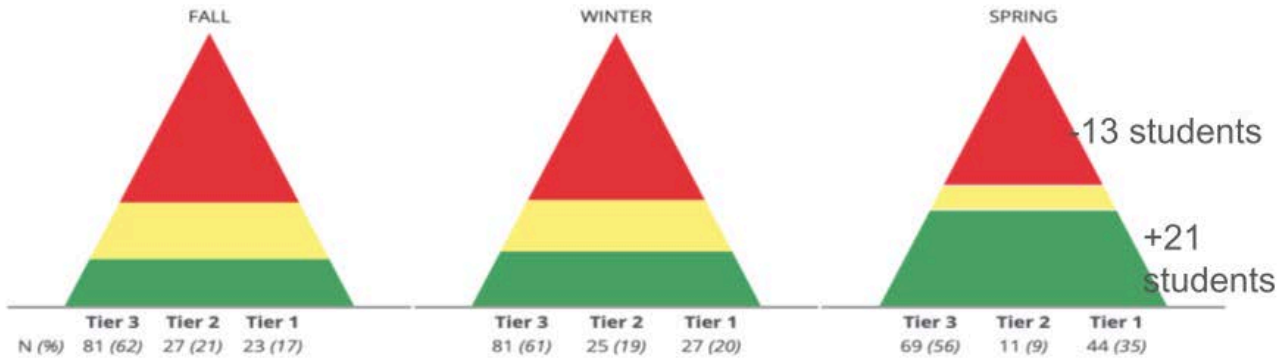
Tier Transition Summary



4th Grade Math

Tier: 1 Low Risk 2 Moderate Risk 3 High Risk

Tier Transition Summary



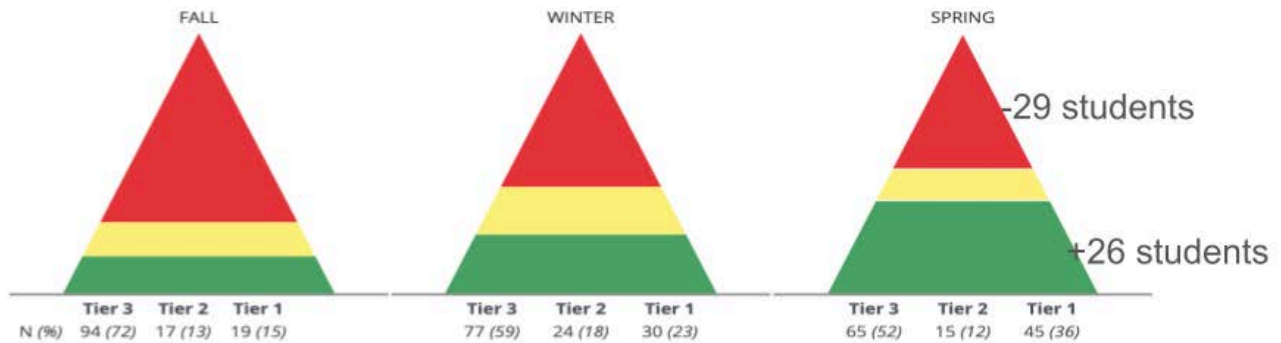
Transition Details

Fall to Winter Transition				Winter to Spring Transition				Fall to Spring Transition			
Fall	Winter Tier for Fall Students			Winter	Spring Tier for Winter Students			Fall	Spring Tier for Fall Students		
Tier N (%)	High Risk	Moderate Risk	Low Risk	Tier N (%)	High Risk	Moderate Risk	Low Risk	Tier N (%)	High Risk	Moderate Risk	Low Risk
High Risk 81 (62)	65	11	1	High Risk 81 (61)	60	6	8	High Risk 81 (62)	54	6	10
Moderate Risk 27 (21)	12	6	9	Moderate Risk 25 (19)	8	2	13	Moderate Risk 27 (21)	11	3	13
Low Risk 23 (17)	2	5	16	Low Risk 27 (20)	1	3	23	Low Risk 23 (17)	3	2	18
127	79	22	26	124	69	11	44	120	68	11	41

4th Grade Reading

Tier: 1 Low Risk 2 Moderate Risk 3 High Risk

Tier Transition Summary

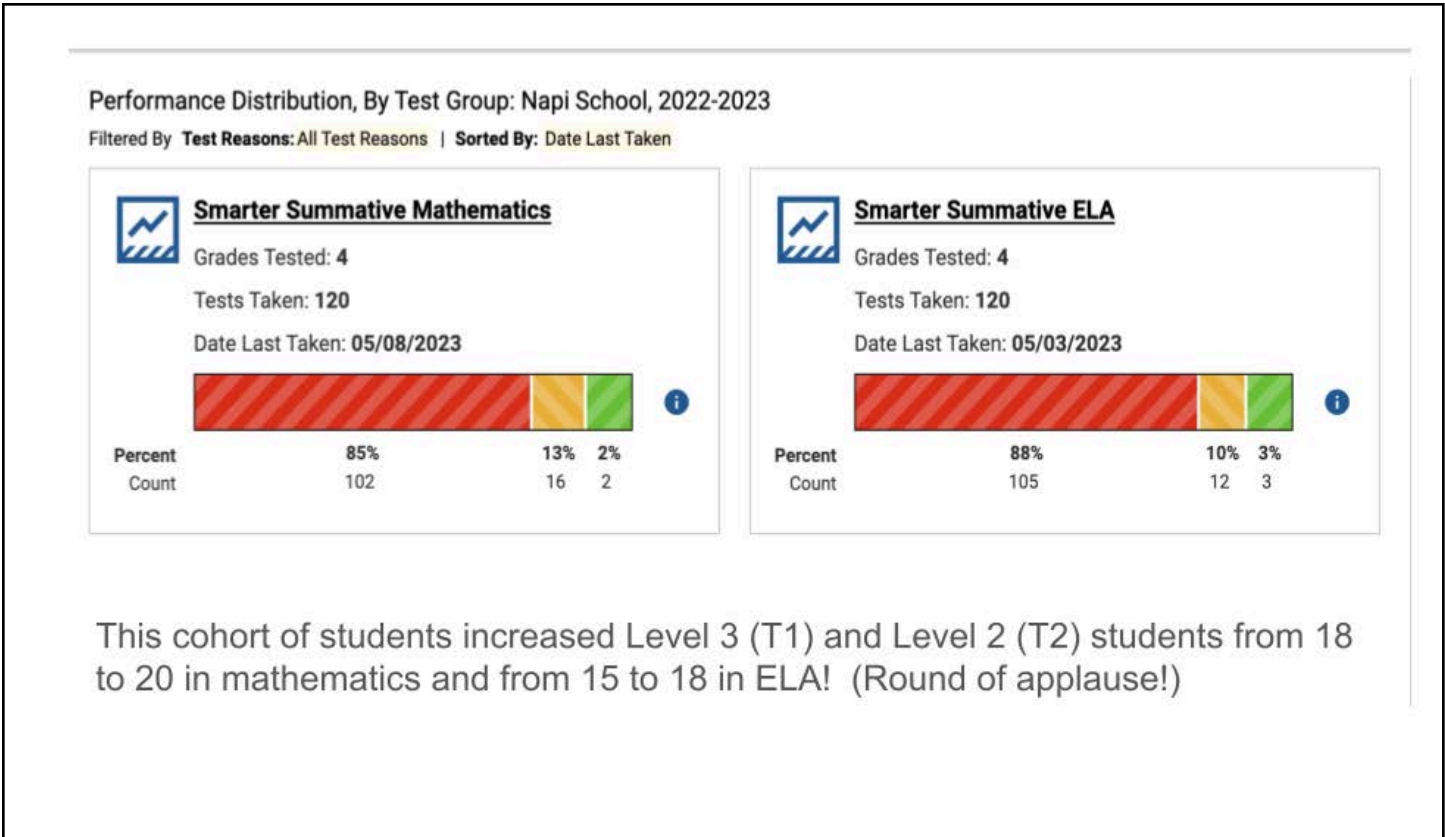


Transition Details

Fall to Winter Transition				Winter to Spring Transition				Fall to Spring Transition			
Fall	Winter Tier for Fall Students			Winter	Spring Tier for Winter Students			Fall	Spring Tier for Fall Students		
Tier N (%)	High Risk	Moderate Risk	Low Risk	Tier N (%)	High Risk	Moderate Risk	Low Risk	Tier N (%)	High Risk	Moderate Risk	Low Risk
High Risk 94 (72)	68	13	9	High Risk 77 (59)	52	7	11	High Risk 94 (72)	60	9	18
Moderate Risk 17 (13)	5	5	6	Moderate Risk 24 (18)	8	5	11	Moderate Risk 17 (13)	1	2	11
Low Risk 19 (15)	2	4	13	Low Risk 30 (23)	3	3	23	Low Risk 19 (15)	2	3	14
125	75	22	28	123	63	15	45	120	63	14	43

SBAC Results

The graphs below show a comparison of the 2022-2023 SBAC data to the 2023-2024 SBAC data. SBAC data percentages maintained, but more students were assessed this year, which identified more students in Level 2 (Tier 1) and Level 3 (Tier 2) this year.



Performance Distribution, By Test Group: Napi School, 2023-2024

Filtered By **Test Reasons:** All Test Reasons | **Sorted By:** Date Last Taken



Smarter Summative ELA

Grades Tested: 5

Tests Taken: **124**

Date Last Taken: **05/20/2024**



Percent
Count

85%

106

10%

12

2%

2

3%

4



Smarter Summative Mathematics

Grades Tested: 5

Tests Taken: **124**

Date Last Taken: **05/09/2024**



Percent
Count

84%

104

13%

16

2%

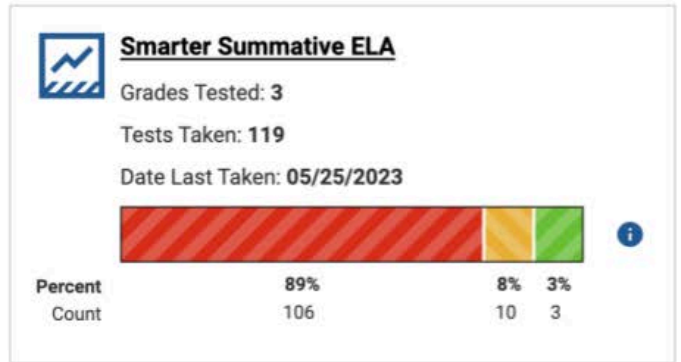

3

1%

1

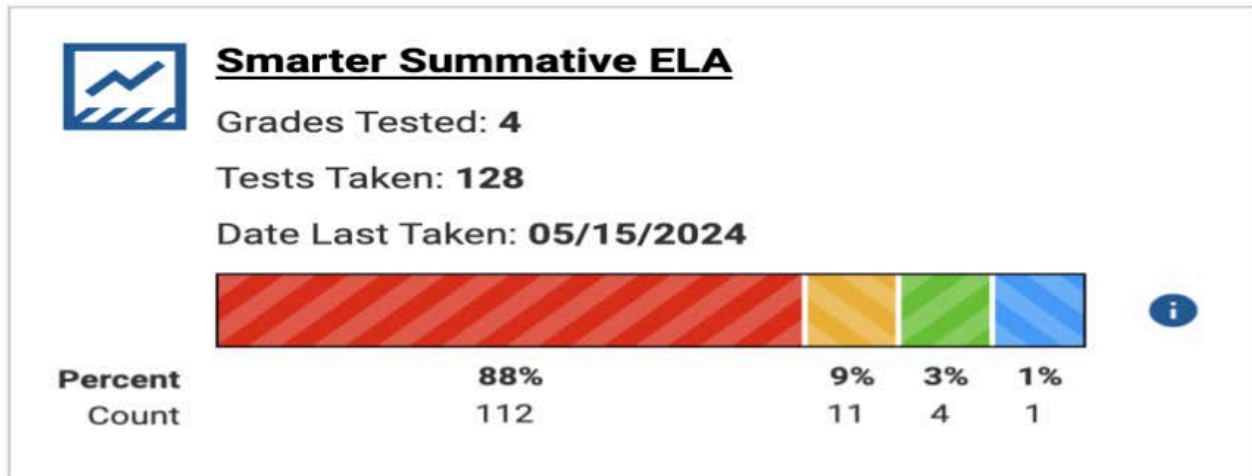
Performance Distribution, By Test Group: Napi School, 2022-2023

Filtered By **Test Reasons:** All Test Reasons | **Sorted By:** Date Last Taken



This cohort of students increased Level 3 (T1) and Level 2 (T2) students from 22 to 22 in mathematics and from 13 to 16 in ELA! (Round of applause!)

Filtered By **Test Reasons:** All Test Reasons | **Sorted By:** Date Last Taken



Filtered By **Test Reasons:** All Test Reasons | **Sorted By:** Date Last Taken



Smarter Summative Mathematics

Grades Tested: **4**

Tests Taken: **128**

Date Last Taken: **05/15/2024**



Percent
Count

83%

106

16%

21

1%

1

