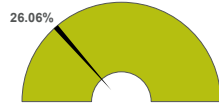


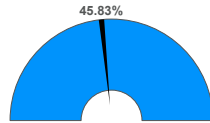
General Fund | Dashboard Summary

For the Period Ending December 31, 2019

Projected Year End Fund Balance as % of Budgeted Revenues

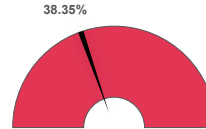


Actual YTD Revenues



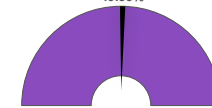
Projected YTD Revenues
67.82%

Actual YTD Local Sources



Projected YTD Local Sources
31.07%

Actual YTD State Sources



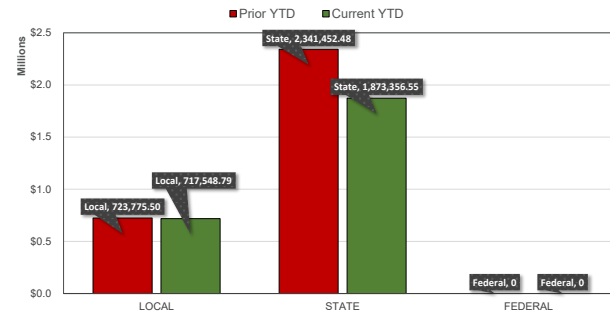
Projected YTD State Sources
86.00%

Revenue Analysis

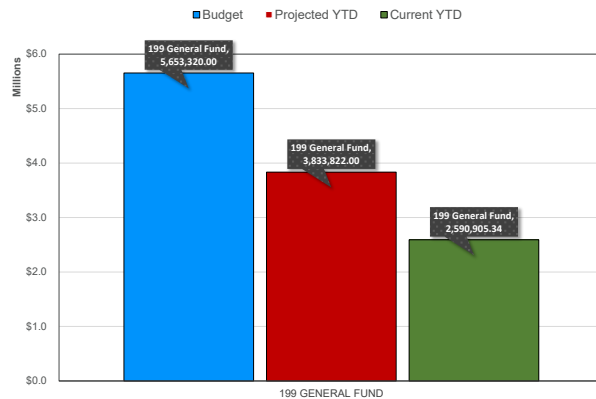
Top 10 Sources of Revenue by Object (YTD)

Foundation Entitlements	\$1,711,927
Taxes-Current Year Levy	\$586,369
Trs/Trs Care On-Behalf Payment	\$113,622
Taxes, Prior Years	\$74,951
Per Capita Apportionment	\$40,715
Athletic Activity	\$17,071
Rent	\$12,450
Earnings Temp Deposits/Invest	\$11,871
Penalties-Interest-Oth Tax Rev	\$9,038
Sp Ed Funds	\$7,092
Percent of Total Revenues YTD	99.78%

Revenue by Source | Prior YTD vs. Current YTD



Revenues by Fund | Budget / Projected YTD / Current YTD



Revenue by Source | Projected YTD vs. Current YTD

