

# Academic Progress Report

**BELTON ISD BOARD OF TRUSTEES**  
REGULAR BOARD MEETING  
June 16, 2025



# Purpose

Report on academic progress as measured by End of Course STAAR exams in Belton ISD.





# End of Course

BISD Overtime EOC Results										
Subject	Performance	2019	2020	2021	2022		2023	2024	2025	Change
Algebra I	Approaches	82%	COVID	78%	76%	STAAR Redesign	79%	85%	86%	1%
	Meets	59%		48%	42%		41%	45%	54%	9%
	Masters	38%		26%	22%		20%	23%	30%	7%
Biology	Approaches	93%		90%	86%		93%	94%	95%	1%
	Meets	73%		66%	66%		61%	65%	70%	5%
	Masters	32%		26%	21%		20%	22%	24%	2%
English I	Approaches	72%		77%	72%		75%	77%	74%	-3%
	Meets	57%		61%	58%		59%	64%	58%	-6%
	Masters	13%		14%	11%		15%	22%	18%	-4%
English II	Approaches	74%		80%	78%		79%	79%	79%	0%
	Meets	59%		67%	65%		63%	67%	66%	-1%
	Masters	9%		11%	8%		9%	10%	11%	1%
US History	Approaches	93%		90%	93%		96%	97%	94%	-3%
	Meets	75%		76%	75%		77%	74%	72%	-2%
	Masters	48%		47%	46%		41%	41%	40%	-1%



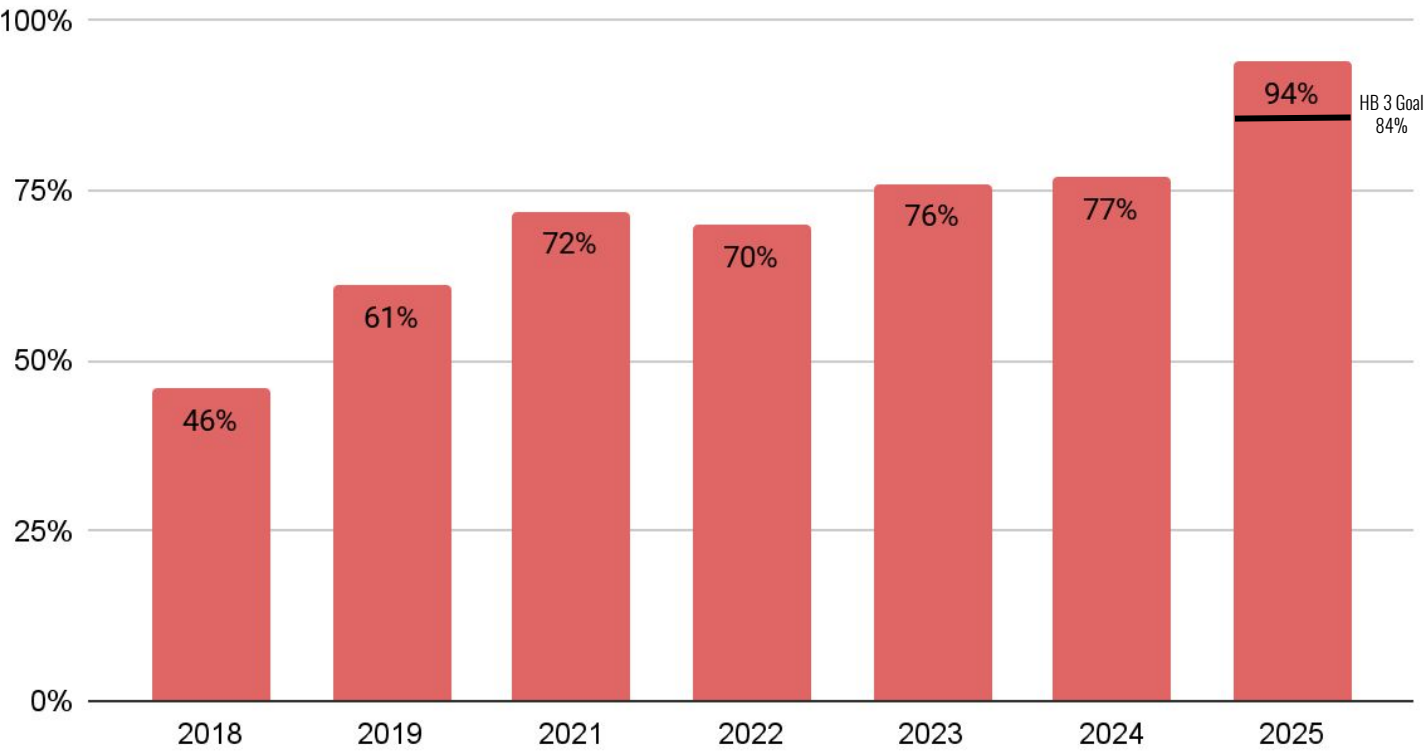
# End of Course STAAR

2025 End of Course STAAR Results				
Subject	Performance	BISD	Region	State
Algebra I	Approaches	86%	77%	76%
	Meets	54%	44%	47%
	Masters	30%	24%	29%
Biology	Approaches	95%	91%	91%
	Meets	70%	61%	62%
	Masters	24%	19%	21%
English I	Approaches	74%	68%	66%
	Meets	58%	52%	51%
	Masters	18%	14%	16%
English II	Approaches	79%	73%	71%
	Meets	66%	57%	56%
	Masters	11%	8%	8%
US History	Approaches	94%	95%	94%
	Meets	72%	69%	68%
	Masters	40%	35%	37%



# HB3 CCMR

BISD Overtime CCMR Rate

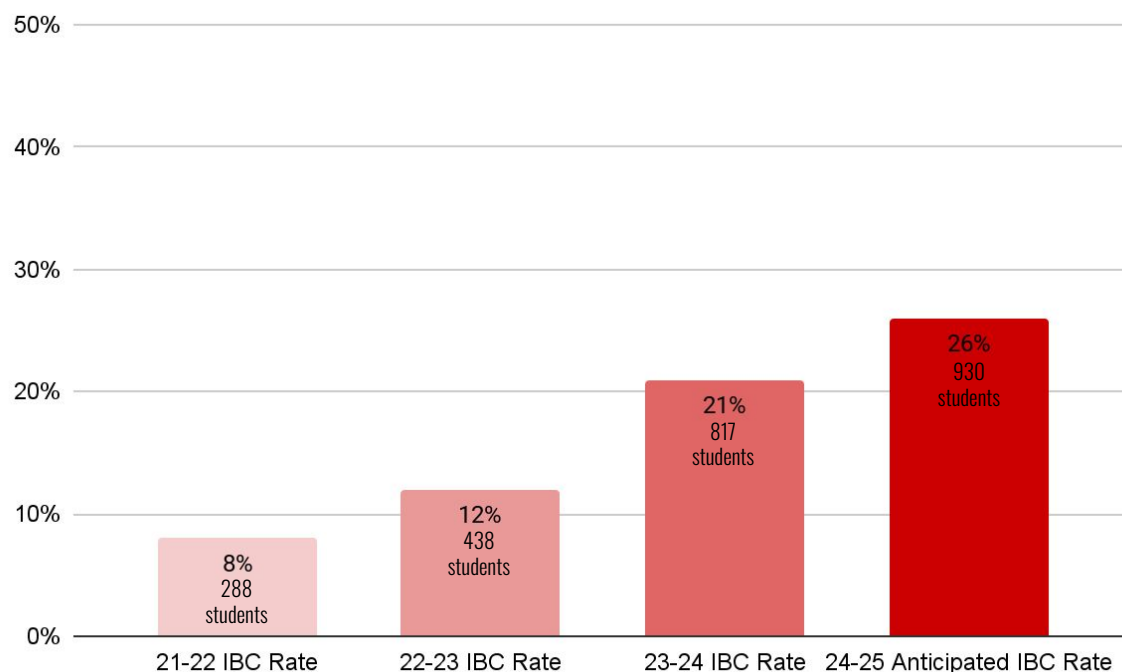


\* CCMR is based on prior year graduates

\* Data Source: 17-18 , 18-19, 20-21, 21-22, 22-23 TAPR Report, June 2024 -2025 TEA CCMR Verifier, and 24-25 campus student tracker



# Industry Based Certifications



Total students that earned an IBC

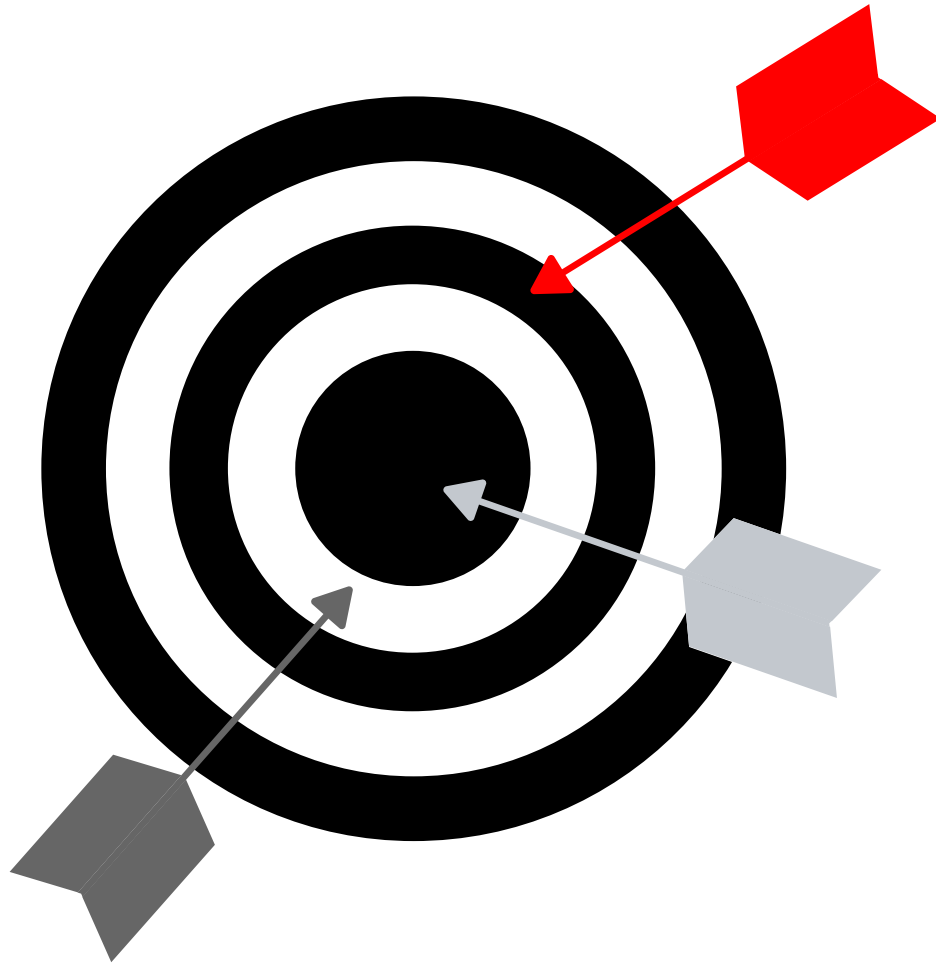
5% ↑

# Graduation

98%

2025 Anticipated Rate

# Targeted Support



**Curriculum  
Resources**

**Professional  
Learning**

**Collaborative  
Partnerships**



# Questions

