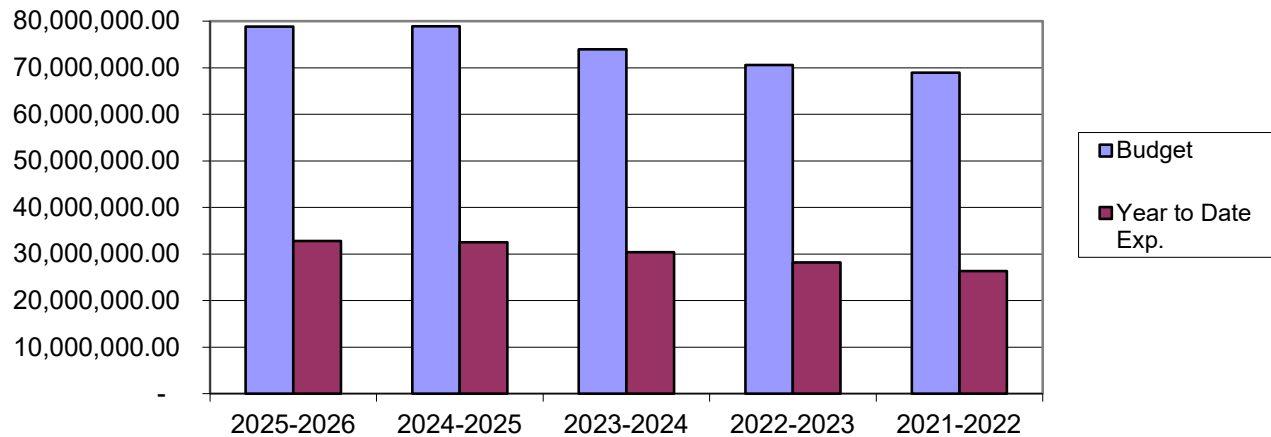


ISD 877 BUFFALO-HANOVER-MONTROSE **DEC 31ST FINANCIAL REPORT** **YEAR TO DATE COMPARISON**

**GENERAL FUND
EXPENDITURES**
Budget
Year to Date Exp.

2025-2026	2024-2025	2023-2024	2022-2023	2021-2022
78,835,485.00	78,907,367.00	73,986,769.00	70,571,134.00	68,952,794.00
32,796,100.00	32,530,076.00	30,354,722.00	28,180,065.00	26,359,085.00

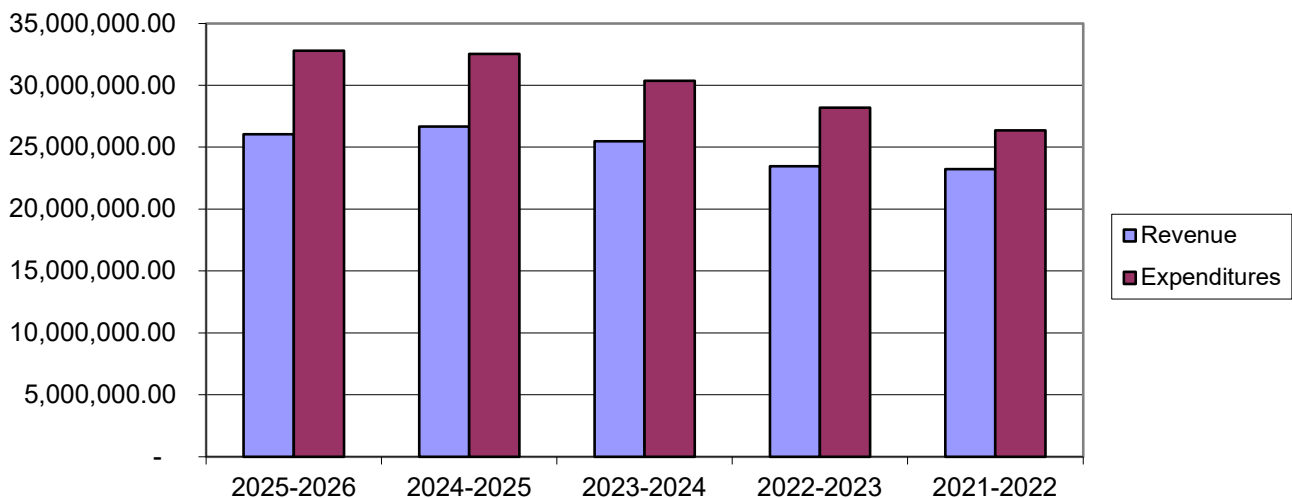
General Fund Budget vs. YTD Expenditures



GENERAL FUND YTD
Revenue
Expenditures

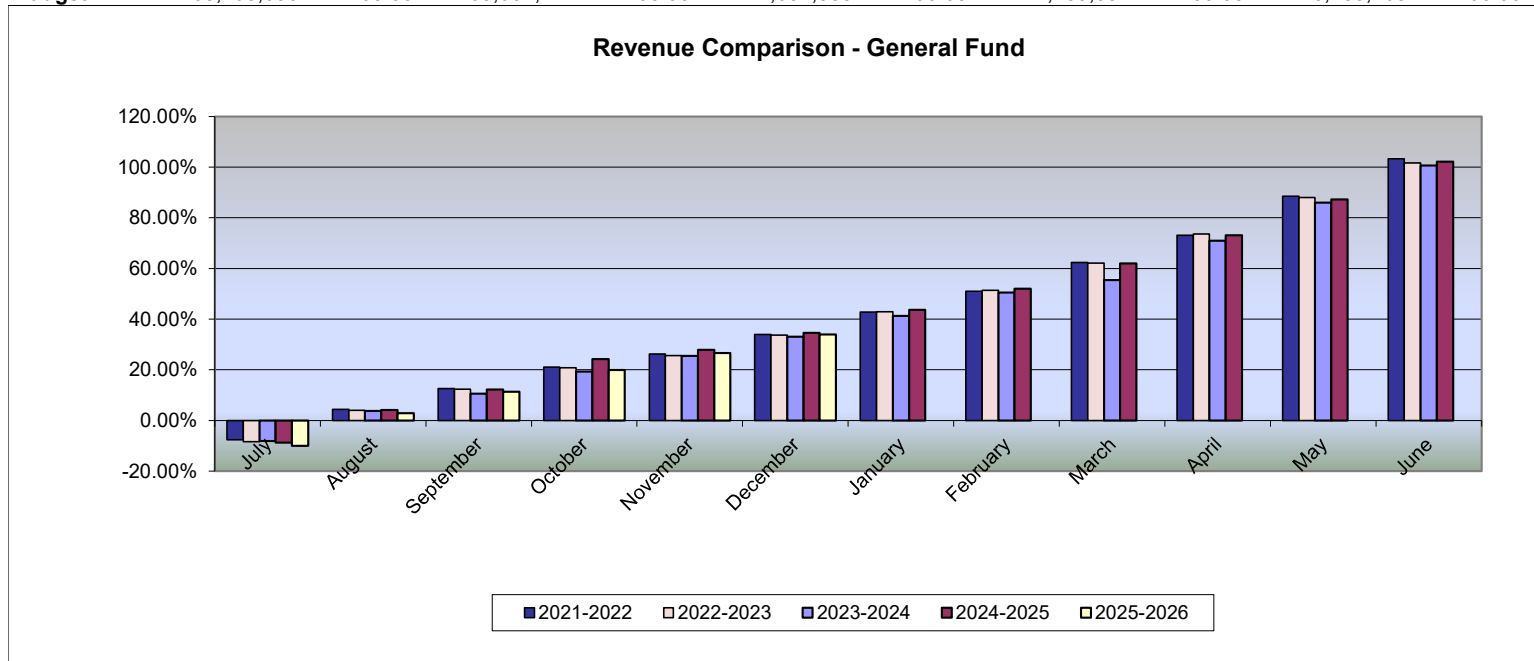
2025-2026	2024-2025	2023-2024	2022-2023	2021-2022
26,042,080.00	26,666,281.00	25,464,111.00	23,450,234.00	23,233,453.00
32,796,100.00	32,530,076.00	30,354,722.00	28,180,065.00	26,359,085.00

General Fund YTD Revenues & Expenditures



ISD 877 BUFFALO-HANOVER-MONTROSE
DEC 31ST FINANCIAL REPORT
REVENUE COMPARISON
GENERAL FUND

	2021-2022		2022-2023		2023-2024		2024-2025		2025-2026	
	\$ Year to Date	% of Budget	\$ Year to Date	% of Budget	\$ Year to Date	% of Budget	\$ Year to Date	% of Budget	\$ Year to Date	% of Budget
July	(5,220,747)	-7.63%	(5,850,825)	-8.41%	(6,239,612)	-8.10%	(6,800,728)	-8.81%	(7,731,383)	-10.07%
August	2,967,493	4.34%	2,747,699	3.95%	2,881,572	3.74%	3,197,256	4.14%	2,141,431	2.79%
September	8,581,064	12.54%	8,596,134	12.35%	8,140,152	10.57%	9,389,840	12.17%	8,682,882	11.31%
October	14,353,985	20.98%	14,498,388	20.83%	14,869,494	19.30%	18,691,352	24.22%	15,243,434	19.85%
November	17,950,091	26.24%	17,813,832	25.59%	19,631,775	25.48%	21,458,549	27.81%	20,422,528	26.60%
December	23,233,453	33.96%	23,450,234	33.69%	25,464,111	33.06%	26,666,280	34.56%	26,042,080	33.92%
January	29,224,812	42.72%	29,814,153	42.83%	31,733,372	41.19%	33,651,990	43.61%		
February	34,883,311	50.99%	35,713,240	51.31%	38,867,215	50.45%	40,134,842	52.02%		
March	42,688,064	62.40%	43,234,010	62.11%	42,681,509	55.41%	47,765,863	61.91%		
April	49,954,772	73.02%	51,252,959	73.63%	54,603,604	70.88%	56,395,197	73.09%		
May	60,578,162	88.55%	61,261,128	88.01%	66,181,043	85.91%	67,345,180	87.28%		
June	70,630,035	103.25%	70,773,411	101.67%	77,522,714	100.63%	78,774,417	102.09%		
Budget	68,408,650	100.00%	69,607,724	100.00%	77,034,380	100.00%	77,159,057	100.00%	76,783,263	100.00%



ISD 877 BUFFALO-HANOVER-MONTROSE
DEC 31ST FINANCIAL REPORT
EXPENDITURE COMPARISON
GENERAL FUND

	2021-2022		2022-2023		2023-2024		2024-2025		2025-2026	
	\$ Year to Date	% of Budget	\$ Year to Date	% of Budget	\$ Year to Date	% of Budget	\$ Year to Date	% of Budget	\$ Year to Date	% of Budget
July	(35,226)	-0.05%	525,086	0.74%	462,543	0.61%	774,615	0.99%	1,205,194	1.53%
August	3,118,805	4.52%	3,828,381	5.42%	4,272,503	5.61%	4,586,652	5.85%	4,926,731	6.25%
September	8,999,264	13.05%	10,023,681	14.20%	10,782,266	14.15%	12,190,342	15.56%	12,025,872	15.25%
October	15,158,581	21.98%	16,607,464	23.53%	17,919,634	23.52%	19,754,755	25.21%	19,296,593	24.48%
November	20,943,857	30.37%	22,152,355	31.39%	24,109,601	31.65%	26,050,144	33.24%	26,047,524	33.04%
December	26,359,085	38.23%	28,180,065	39.93%	30,354,722	39.85%	32,530,076	41.51%	32,796,099	41.60%
January	31,946,219	46.33%	34,050,099	48.25%	36,173,226	47.48%	39,212,918	50.04%		
February	37,233,598	54.00%	39,871,086	56.50%	42,167,021	55.35%	45,523,518	58.09%		
March	43,024,680	62.40%	45,662,311	64.70%	48,466,825	63.62%	52,300,695	66.74%		
April	49,337,671	71.55%	51,949,108	73.61%	54,811,712	71.95%	58,460,987	74.60%		
May	56,608,033	82.10%	58,653,282	83.11%	61,342,190	80.52%	64,791,417	82.68%		
June	68,692,168	99.62%	70,891,165	100.45%	75,712,013	99.39%	77,851,332	99.34%		
Budget	68,952,794	100.00%	70,571,134	100.00%	76,180,035	100.00%	78,368,560	100.00%	78,835,485	100.00%

