


**Panorama  
Student Success  
+ Stakeholder  
Surveys  
Partnership:  
Chanute Public  
Schools**



This proposal contains all details relevant to scope of work, pricing, and implementation as requested by Chanute Public Schools

Proposal prepared by Alex Bos  
abos@panoramaed.com | 339-244-3448



# Proposed Partnership for Chanute Public Schools

## Key Goals:

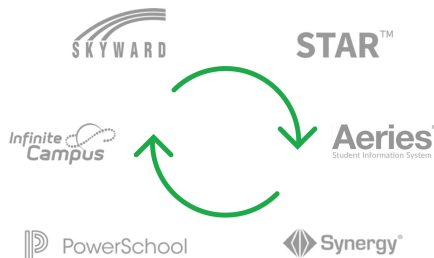
- Put all student data in one place— Powerschool, state test scores, NWEA, behavior logs, and more—so staff don't have to dig through different systems.
- Break down behavior and academic data so it's clear which students need support and where.
- Make it easier for staff across buildings to work together, even through leadership changes or limited time.
- Use Panorama AI to save staff time by helping them find the right data, students, and next steps faster.
- Get started this spring, align training over the summer, to be ready by fall.



## Panorama Partnership:

- Student Success + Solara AI
  - Check Ins
- Panorama Surveys/SEL Screener
  - Students
  - Staff Surveys
  - Family Surveys
- Playbook
- Training and Professional Development
- Year Round Project Support

# Panorama Student Success: Maximize Support at the District and School Level

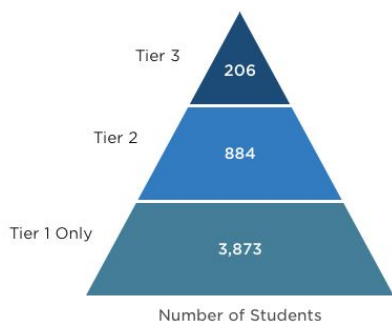
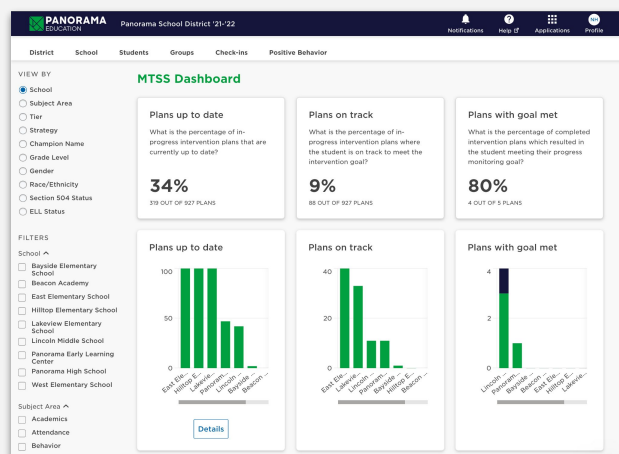


## Work with the most up-to-date, comprehensive student data

- Daily syncs with SIS, assessment, and behavior systems
- Assessment integrations that matters most to you at no additional cost.
- Bring together academic, attendance, behavior, and SEL data on a single platform

## Understand your MTSS strengths and areas for support

- Easy-to-understand dashboards to assess impact and fidelity of your MTSS
- Full historical records for every student, including transfer students

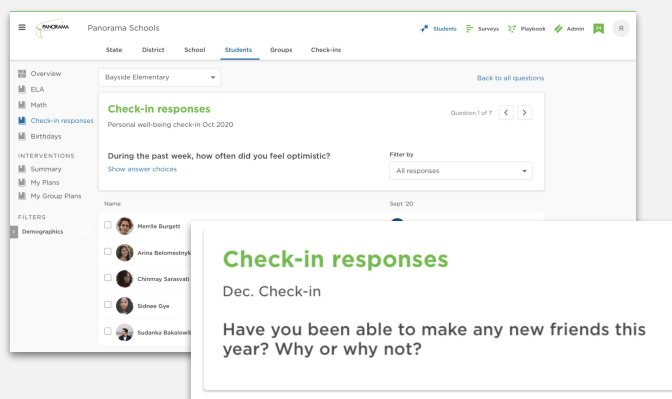


## Make data-informed decisions on MTSS resourcing to optimize student supports

- Time-saving tools to invest in strategies that strengthen Tier 1 supports and targeted, individualized interventions
- District-approved, research-based intervention recommendations to drive student outcomes
- Real-time intervention and progress monitoring tools to measure how students are responding to plans

## Check-Ins: A versatile supplement to student surveys

- Follow up on survey responses or to collect feedback between survey windows
- Add custom check-in questions or choose from a bank of multiple choice and freeform questions on interventions, well-being, and more



# Panorama Student Success: Maximize Support at the Student Level

**Keep Each Student On-Track:** Dig deep on a student's holistic progress by exploring academic, attendance, and data for each student. Educators will also have access to benchmark and formative assessment data, as well as standards-based grading.

**Create Support Plans and Track Effectiveness:** Educators will see former and current intervention enrollment for each student. They will also be able to select from intervention menus to create support plans tailored to each student's unique needs, as well as track the efficacy of those interventions.

**Real-time progress monitoring:** Using the Supports and Interventions tool within Student Success, educators, school and district leaders can create an intervention and monitor progress with data across groups of students.

The screenshot displays the Panorama Student Success interface, which is divided into several sections for managing student progress and interventions.

**Student Profile: Brian Liburd**

- Navigation:** District, School, **Students**, Groups
- Search:** Find a student
- Support Plan:** How will you support Brian? (2x10 relationship building, Phone call home, Homework club, Organization session, Buddy student, Classroom observation, Check-in / check-out, Add your own support...)
- Student Information:** Cohort 2019, Gender Male, 504 Plan No, Counselor Hancock, Anahi, IEP Status Has IEP, LEP Status LEP, FRPL Status Not Eligible, Grade Level 10th grade, Date of Birth Jul 27, 2001, Sender School Wallace, Race Ethnicity 1 Hispanic/Latino, Health Condition No, Transfer Student No, Stateid 356958023, Personid 22182, Studentnumber 112160
- Group Membership:** Reading Improvement
- Progress Monitoring:** 2016-2017, 2017-2018 (current). Coursework: D+1, Fx2. SEL: 2, 0. Semester 1, Semester (current).
- Critical Alert:** Brian's lowest grade in Semester 2 (current) is an F or worse.

**Create an Intervention**

- Subject:** Literacy, Math, Behavior, Attendance, SEL
- Literacy Interventions:** Lexia Reading Core5, FAST CBMreading
- Literacy progress monitoring:** FAST CBMreading
- Created by:** Sarah Robinson, **Supporting Staff:** Roger Zhu
- Duration:** Oct 22, 2018 to Nov 26, 2018, **Frequency:** Weekly
- Add a note:**

**Supports and Interventions**

- View as:** Tasks, Schedule
- Summary of progress:** 1 Goal Met, 2 On Track, 1 Not on track
- Supporting Staff:** Roger
- Students:** Shirley Cobb, Melody Buccin, Giovanni Borsos, Huang Bello
- Progress Monitoring:** FAST CBMreading, Group Math practice: place value, FAST earlyMath
- Support team notes:** Sarah: @Roger Huang met her goal this week, she was able to read 4/5 long "o" vowels and 3/5 "ing" words accurately. Roger: that's amazing, we will continue to work on "ing" ending words in our guided reading tomorrow. Thank you! more ...
- Visible to you and your team:** Edit

**PANORAMA EDUCATION**

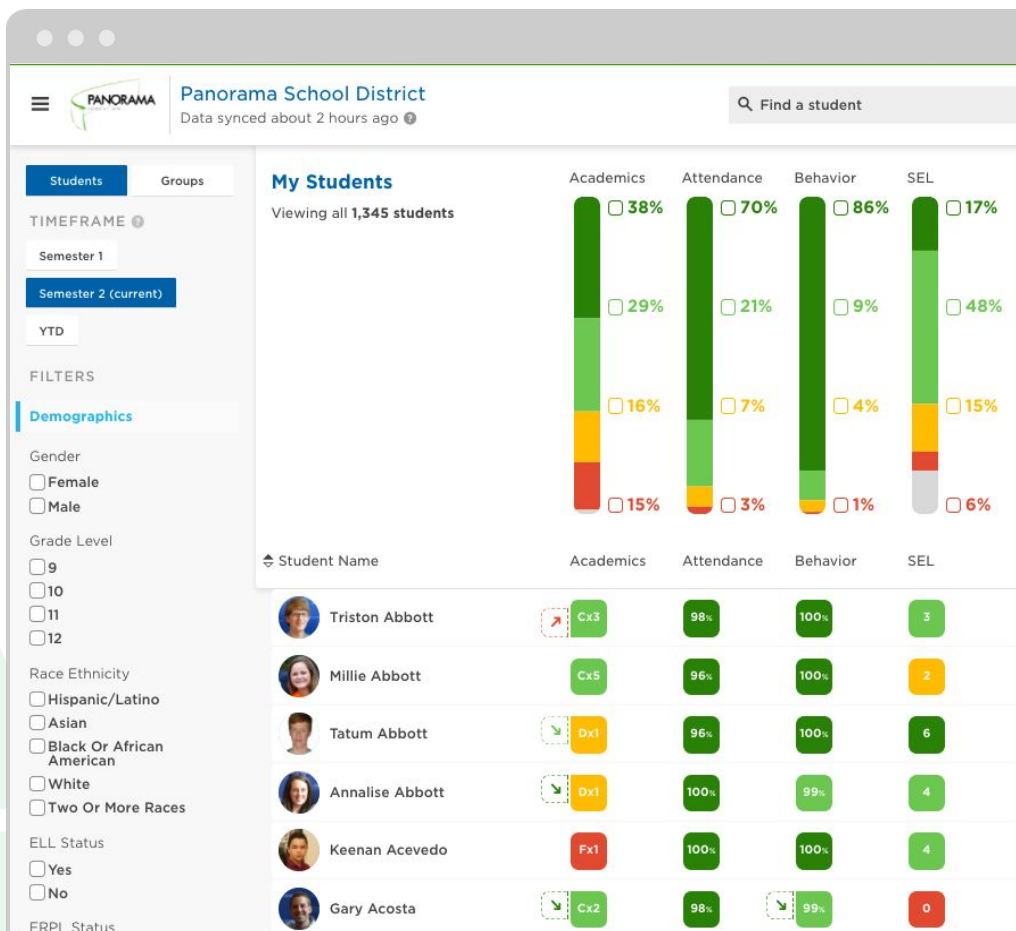


# Panorama Student Success: Maximize Support at the School Level

**Track the Whole School's Progress:** See progress data across academics, attendance, behavior, and social-emotional learning for all students in a unified dashboard. Indicators are updated daily, so educators are never more than one click away from the most up-to-date student progress data, ensuring that preventative steps can be taken the day a student slips off track.

**Analyze Attendance Trends:** School administrators receive a daily snapshot of attendance data, including frequently/recently absent students. Users can click on a specific day to view in-depth metrics, or look at other key metrics like 30-day rolling average attendance.

**Explore Trends by Custom Groupings:** Educators can build “Smart Groups” that filter students across demographics (i.e. 9th Grade Boys), at-risk indicators (i.e. Students with more than 1 F), intervention membership (i.e. Students Receiving Tier 3 Behavior Supports) and more.



## School-Wide Indicators

Monitor school-wide trends in academics, attendance, behavior, and SEL. Sort by students who are at risk or those on track in each area.

## Custom Filters

Filter roster by students' demographic information, or upload custom filters such as mobility, program participation, counselor assignment, and more.

## Student Trends

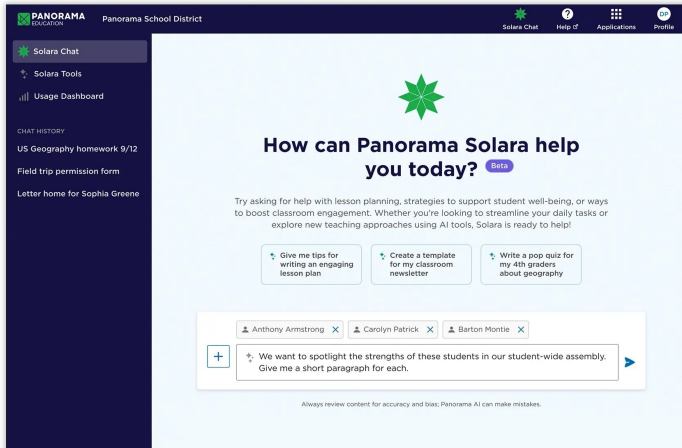
See a list of students' recent changes for each indicator and click in to view their full Student Profile to identify what's causing certain patterns.

# Panorama Solara

## Your Customizable, District-Wide AI Platform



**PANORAMA**  
EDUCATION

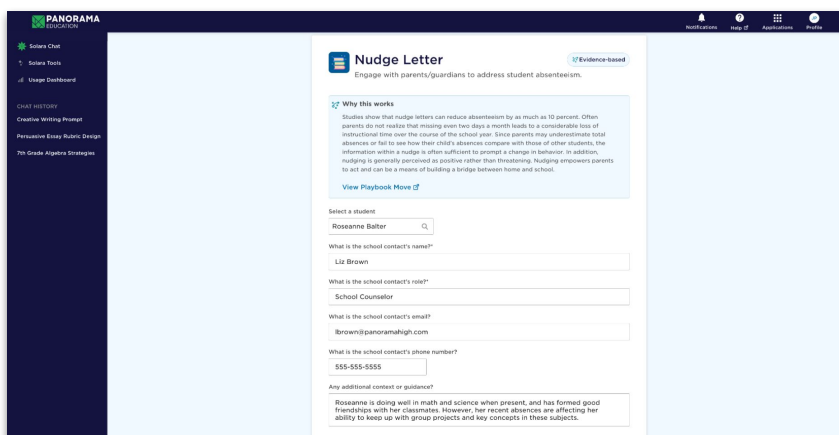


### Your Customizable, District-Wide AI Platform

Panorama is here to help you navigate the AI revolution with a secure, built for K-12 platform designed to support your district's unique goals and needs.

### Best-in-Class Security & Privacy

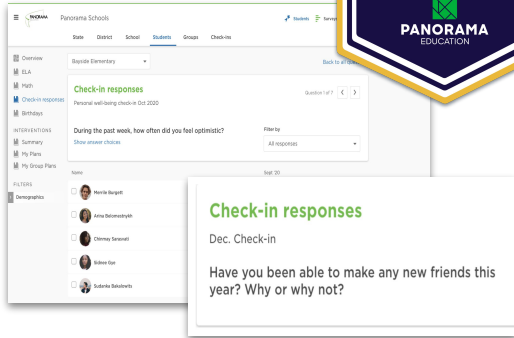
- Built on AWS with strict separation of district data from AI models
- No personally identifiable information (PII) used for model training
- Secured from public internet traffic, with full audit trail available at all times
- Verified for security with Student Privacy Pledge and SOC 2 Type 2 compliance



### Personalized Student Supports

Securely connects with your district's documents and Panorama data, providing AI-powered insights at the student level across academic performance, attendance, behavior, and survey results.

# Panorama Survey Platform Overview

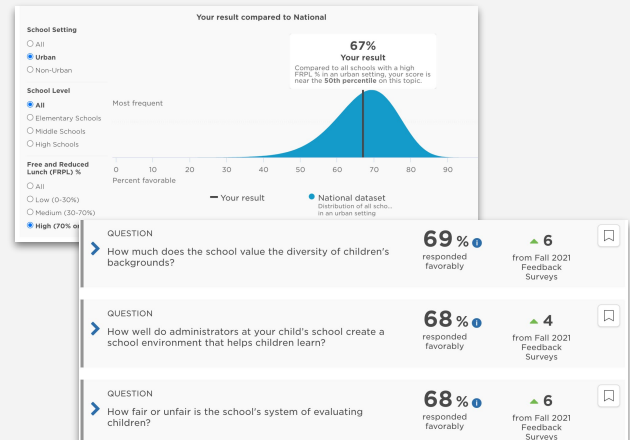


## Elevate and align student, family, and staff voices to district/school plans

- Research-backed surveys customized to district
- Includes our Student SEL Survey, ranked the #1 social-emotional learning measurement tool
- Language translations available to increase accessibility and response rates
- Add Check Ins tool, a critical surveys supplement, to follow up on individual student responses and to deliver rapid Tier 1 supports

## Identify district's strengths and opportunities

- Contextualize survey results with national benchmarks and longitudinal data
- Use peer benchmarks to compare schools in similar communities (e.g. locale, level, and economic make-up, etc)



## Drive individualized support for each school and every student

- Dashboards disaggregate data by school and demographic attributes to surface areas for improvements
- Panorama's free response analytics captures candid feedback to surface themes specific to a school or survey audience group

School	71%	69%	31%	67%	56%	68%	73%	71%	38%	72%	62%	70%
Woodside Elementary	71%	69%	31%	67%	56%	68%	73%	71%	38%	72%	62%	70%
Blue River High School	75%	68%	41%	73%	61%	73%	75%	67%	38%	70%	56%	73%
Golden Valley High School	76%	71%	37%	70%	64%	72%	72%	68%	32%	68%	56%	64%
Ridgecrest Elementary	77%	69%	41%	69%	63%	70%	73%	69%	35%	68%	58%	70%
Deep River Middle School	73%	68%	31%	68%	57%	65%	76%	69%	38%	67%	57%	67%
Sunrise Elementary	71%	65%	25%	66%	52%	60%	74%	66%	27%	67%	51%	66%
Clear Lake Middle School	71%	63%	26%	62%	51%	62%	74%	65%	26%	66%	58%	63%
Cypress Middle School	76%	71%	35%	69%	57%	69%	72%	66%	27%	66%	57%	63%
Deer Valley Elementary	69%	59%	23%	60%	53%	54%	75%	69%	35%	66%	57%	65%
Green Meadow Middle School	72%	69%	30%	68%	59%	69%	72%	68%	30%	66%	57%	65%



# Partnership Journey:

## A Multi-Year Vision for Implementation and Growth

Year 1: Build Foundation	Year 2: Reflect & Refine	Year 3: Embed & Sustain
<p><b>Develop</b> survey program mission and vision and build foundational processes and expectations for data use.</p> <ul style="list-style-type: none"><li>● Survey program design, aligned to school goals and priorities</li><li>● Engage stakeholder community in program design and build buy-in</li><li>● Launch baseline surveys and train leaders on navigating results</li><li>● Lean on existing goal-setting frameworks to guide action planning</li></ul>	<p><b>Reflect</b> on Year 1 execution, establish goals for driving growth, and deepen usage and engagement with data.</p> <ul style="list-style-type: none"><li>● Synthesize learnings from Year 1 and refine survey administration process</li><li>● Communicate progress to school community and connect to existing work</li><li>● Facilitate role-specific training to deepen engagement with data</li><li>● Set measurable, time-bound goals and facilitate action planning</li></ul>	<p><b>Embed</b> stakeholder voice data into planning and decision-making to continue to drive improvement.</p> <ul style="list-style-type: none"><li>● Monitor progress toward system-wide and school-specific goals</li><li>● Take formative approach to adjust action plans and priority areas</li><li>● Continue to inform school community on progress toward goals</li><li>● Revisit survey program design and set new goals as needed</li></ul>

## Strong Implementation with Consultative Support

Strategic Advising & Leadership Support	End-User Training for Platform Adoption	Ongoing Implementation Tools & Support
<ul style="list-style-type: none"><li>■ School leader advising and implementation planning</li><li>■ Guidance on best practices for goal-setting and action</li></ul>	<ul style="list-style-type: none"><li>■ Navigating and interpreting Panorama survey results</li><li>■ Customized, role-based workshops</li></ul>	<ul style="list-style-type: none"><li>■ Dedicated project team to support ongoing rollout</li><li>■ Playbook of intervention strategies and resources</li></ul>

# Professional Learning with Panorama: *Exceptional Learning Experiences*



At Panorama, we believe that **data is only as valuable as it is actionable**. Our professional learning experiences ensure that educators not only understand their data, but are equipped and inspired to take timely, supportive actions.

We take pride in building high-quality learning experiences that are grounded in adult learning theory, research, and best practices.

In collaboration with our school and district partners, we develop professional learning plans that drive investment and that move educators across the district into action as a united team.

## About the Panorama Teaching & Learning Team

At our core, we are a team of educators. Each of our facilitators started their career directly serving students as teachers, counselors, and interventionists.

Together, our team of over 30 accomplished educators has decades of combined experience, including in school and district leadership, special education, system improvement, MTSS, data-driven instruction, and curriculum development.

**Panorama's Teaching & Learning Team has trained**

**75,000+**

school and district administrators, teachers, and counselors.

**On average, educators rate their Panorama learning experiences as**

**over 90% favorable**

compared to other professional development.

## What you can expect from a partnership with the Panorama Teaching & Learning Team

- A learning plan aligned to your district or school's unique needs and context.
- Relevant and inspiring learning experiences featuring data insights that lead to action.
- A student-, family-, and community-first approach to data inquiry.



# Professional Learning with Panorama:

## *Industry Best Practices for Adult Learning*

**Panorama's professional learning services are rooted in research-based best practices for effective adult learning. Our team of experts designs our services to meet the unique needs of adult learners in each district and school.**

The following principles guide the development and delivery of every consultation, workshop, digital resource, community workshop, and asynchronous learning resource.



### **Intentional**

Content, resources, and modes of delivery are accessible for a wide variety of learners, infused with high-quality, research-based engagement strategies, and prioritize human connection to inspire learners to take action.



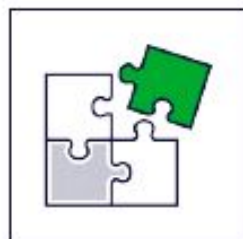
### **Relevant**

Content, resources, and modes of delivery are tailored to the unique needs of individual districts or schools.



### **Applicable**

Content, resources, and modes of delivery equip educators with frameworks and resources to support the data inquiry process and essential skills to determine next steps for immediate applicability and impact.



### **Student-, Family-, and Community-First Focus**

Content, resources, and modes of delivery are focused on deepening knowledge about students, families, and school community members and adjusting practices based on what students, families, and school community members say they need.

# Proposed Student Success Pricing for: Chanute Public Schools



<b>Year 1 Integration</b>	<ul style="list-style-type: none"> <li>Integration of SIS &amp; demographic filters into Student Success platform</li> <li>Integration of key assessments and state assessment into Student Success platform</li> <li>Project Management support throughout the integration process</li> </ul>
<b>Student Success Platform</b>	<ul style="list-style-type: none"> <li>Dashboards and reporting for teachers, student support staff, school administrators, and district administrators</li> <li>Intervention tracking</li> <li>Panorama Playbook</li> </ul>
<b>Panorama Solara AI</b>	<ul style="list-style-type: none"> <li>Panorama Solara is a purpose-built AI chat application designed specifically for K-12 districts. Panorama Solara includes access to chat application, and Panorama Playbook.</li> </ul>
<b>Unlimited Stakeholder Surveys</b>	<ul style="list-style-type: none"> <li>Access to Platform and Support (as defined in the Terms and Conditions): Survey administration, analysis and reporting</li> <li>Feedback surveys: Students, Staff, Families</li> <li>Social Emotional Surveys</li> <li>Resources covering survey creation, administration, and support with data inquiry</li> </ul>
<b>Support - Standard Tier</b>	<ul style="list-style-type: none"> <li>Dedicated Account Manager</li> <li>Annual Survey Setup Support</li> <li>Email based Tech Support</li> <li>2 biz day SLA</li> <li>(1) named ticket priority</li> </ul>
<b>Training &amp; Professional Development:</b> <i>see details on following pages</i>	<ul style="list-style-type: none"> <li>Onsite facilitation package includes a consultative planning session with a professional learning specialist and up to 6 hours of onsite facilitation for groups 50 participants</li> <li>Unlimited access to weekly live virtual workshops</li> <li>Unlimited access to Panorama Academy</li> <li>Access to On-Demand Resources and Training Support</li> </ul>

**Annual Partnership Cost:**

**\$44,690/year**

Year 1 cost with integration fee: \$55,190

**3 Year Locked In Partnership Cost:  
50% off integration Fee**

**\$44,690/year**

Year 1 cost with integration fee: \$49,940

# Proposed Student Success Pricing for: Chanute Public Schools



<b>Year 1 Integration</b>	<ul style="list-style-type: none"> <li>Integration of SIS &amp; demographic filters into Student Success platform</li> <li>Integration of key assessments and state assessment into Student Success platform</li> <li>Project Management support throughout the integration process</li> </ul>
<b>Student Success Platform</b>	<ul style="list-style-type: none"> <li>Dashboards and reporting for teachers, student support staff, school administrators, and district administrators</li> <li>Intervention tracking</li> <li>Panorama Playbook</li> </ul>
<b>Panorama Solara AI</b>	<ul style="list-style-type: none"> <li>Panorama Solara is a purpose-built AI chat application designed specifically for K-12 districts. Panorama Solara includes access to chat application, and Panorama Playbook.</li> </ul>
<b>Unlimited Student Surveys</b>	<ul style="list-style-type: none"> <li>Access to Platform and Support (as defined in the Terms and Conditions): Survey administration, analysis and reporting</li> <li>Feedback surveys: Students</li> <li>Social Emotional Surveys</li> <li>Resources covering survey creation, administration, and support with data inquiry</li> </ul>
<b>Support - Standard Tier</b>	<ul style="list-style-type: none"> <li>Dedicated Account Manager</li> <li>Annual Survey Setup Support</li> <li>Email based Tech Support</li> <li>2 biz day SLA</li> <li>(1) named ticket priority</li> </ul>
<b>Training &amp; Professional Development:</b> <i>see details on following pages</i>	<ul style="list-style-type: none"> <li>Onsite facilitation package includes a consultative planning session with a professional learning specialist and up to 6 hours of onsite facilitation for groups 50 participants</li> <li>Unlimited access to weekly live virtual workshops</li> <li>Unlimited access to Panorama Academy</li> <li>Access to On-Demand Resources and Training Support</li> </ul>

**Annual Partnership Cost:**

**\$39,560/year**

Year 1 cost with integration fee: \$50,060

**3 Year Locked In Partnership Cost:  
50% off integration Fee**

**\$39,560/year**

Year 1 cost with integration fee: \$44,810



# Proposed Student Success Pricing for: Chanute Public Schools



<b>Year 1 Integration</b>	<ul style="list-style-type: none"> <li>• Integration of SIS &amp; demographic filters into Student Success platform</li> <li>• Integration of key assessments and state assessment into Student Success platform</li> <li>• Project Management support throughout the integration process</li> </ul>
<b>Student Success Platform</b>	<ul style="list-style-type: none"> <li>• Dashboards and reporting for teachers, student support staff, school administrators, and district administrators</li> <li>• Intervention tracking</li> <li>• Panorama Playbook</li> </ul>
<b>Panorama Solara AI</b>	<ul style="list-style-type: none"> <li>• Panorama Solara is a purpose-built AI chat application designed specifically for K-12 districts. Panorama Solara includes access to chat application, and Panorama Playbook.</li> </ul>
<b>Support - Standard Tier</b>	<ul style="list-style-type: none"> <li>• Dedicated Account Manager</li> <li>• Annual Survey Setup Support</li> <li>• Email based Tech Support</li> <li>• 2 biz day SLA</li> <li>• (1) named ticket priority</li> </ul>
<b>Training &amp; Professional Development:</b> <i>see details on following pages</i>	<ul style="list-style-type: none"> <li>• Onsite facilitation package includes a consultative planning session with a professional learning specialist and up to 6 hours of onsite facilitation for groups 50 participants</li> <li>• Unlimited access to weekly live virtual workshops</li> <li>• Unlimited access to Panorama Academy</li> <li>• Access to On-Demand Resources and Training Support</li> </ul>

**Annual Partnership Cost:**

**\$33,005/year**

Year 1 cost with integration fee: \$43,505

**3 Year Locked In Partnership Cost:  
50% off integration Fee**

**\$33,005/year**

Year 1 cost with integration fee: \$38,255

## Panorama Partnership Timeline

### Kickoff, Integration, and Initial Launch

Action	Date	Description
Land on a Project Scope	??	
Board Submission	??	<ul style="list-style-type: none"> <li>Confirm funding &amp; needed board approval</li> </ul>
Board Approval	May 7th	<ul style="list-style-type: none"> <li>Sole Source letter or standard board approval</li> </ul>
Contract Executed	May 9th	<ul style="list-style-type: none"> <li>Panorama and partner finalize project scope and both parties sign service order agreement.</li> </ul>
Project Kickoff Call	Week of May 12th	<ul style="list-style-type: none"> <li>Meet with Panorama project team to align on vision and goals.</li> </ul>
Partner provides Panorama access to data systems	Week of May 19th	<ul style="list-style-type: none"> <li>Partner technical team will provide Panorama with access via direct access or SFTP to <b>SIS and supported assessments</b> in order to meet integration timeline.</li> </ul>
Integration	Week of May 26th	<ul style="list-style-type: none"> <li>Panorama's technical team completes data integration and configuration</li> <li>Panorama will work with partner's technical team to troubleshoot any integration roadblocks</li> <li><b>Simultaneously, we can open the window for SEL surveys</b></li> </ul>
Preview for Leadership	Week of July 7th	<ul style="list-style-type: none"> <li>Panorama will preview the Student Success platform for leadership</li> <li>Make adjustments and troubleshoot any feedback from partner team</li> </ul>
Initial Launch	Week of July 14th	<ul style="list-style-type: none"> <li>Initial users gain access to Panorama. Panorama provides virtual training around platform navigation and action planning.</li> </ul>

# About Panorama Education



Panorama Education is an independent, secure software platform that school districts use to first understand how each student is progressing in all aspects of their education—academics; life skills, behavior; social-emotional learning; college and career readiness—and then use that understanding to create and coordinate personalized support so that every student gets what they need to deserve to thrive.

Our products are grounded in research and evidence, used in 2,000 school districts in all 50 states, and built with a rigorous commitment to data security and privacy.



24 School Street, 4th Floor  
Boston, MA 02108  
[www.panoramaed.com](http://www.panoramaed.com)