



**VIRTUAL ARKANSAS**

# State Board Meeting

---

July 2022



## **John Ashworth**

Executive Director / Superintendent

---

[john.ashworth@virtualarkansas.org](mailto:john.ashworth@virtualarkansas.org)



## **Dr. Brandie Benton**

Deputy Superintendent of  
Curriculum and Instruction

---

[brandie.benton@virtualarkansas.org](mailto:brandie.benton@virtualarkansas.org)



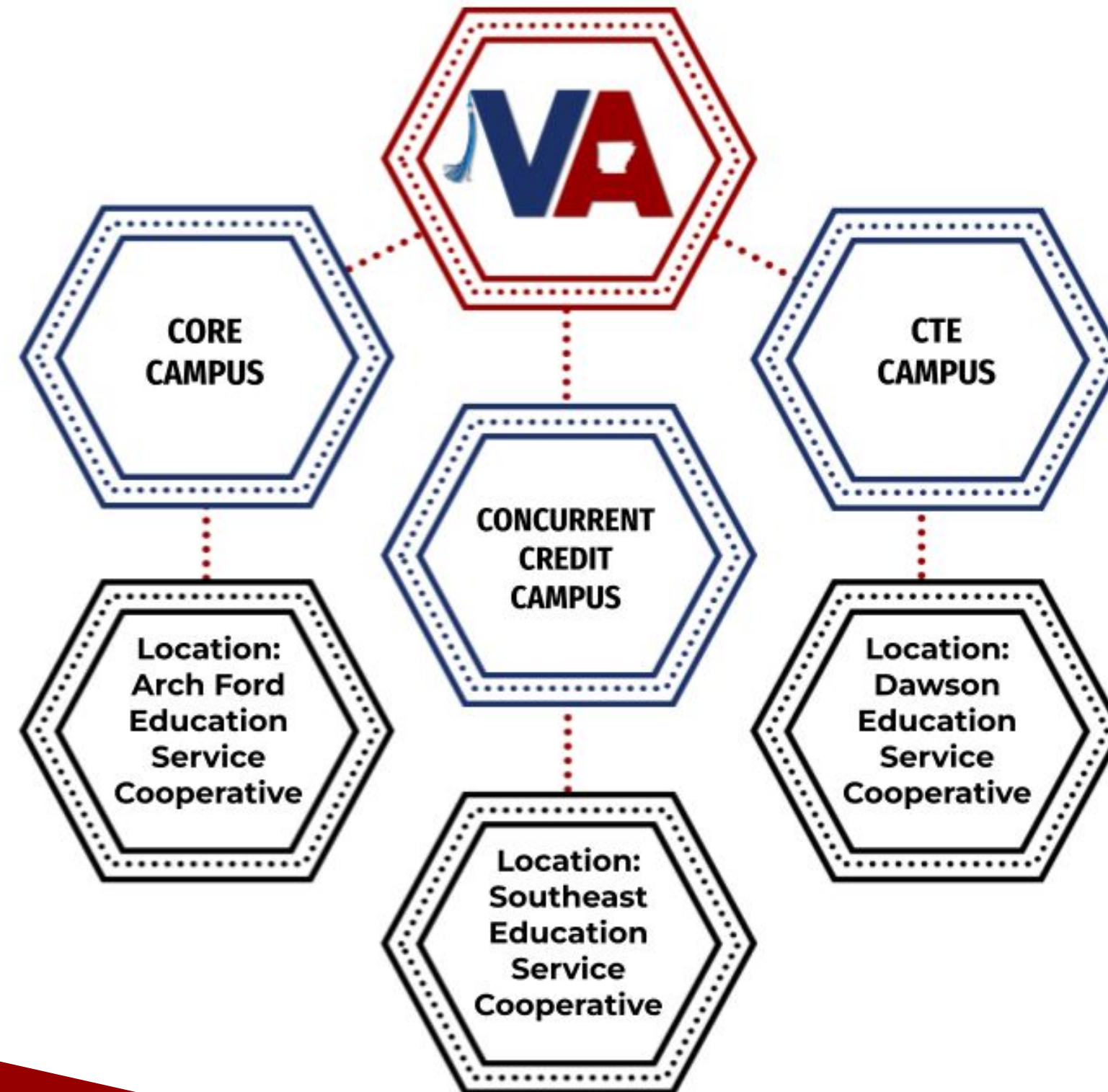


# Who is Virtual Arkansas?

- 7th–12th Grade Supplemental State Virtual School (SVS)
- Partner to Arkansas Education
  - Arkansas Schools
  - Arkansas Department of Education
  - Education Service Cooperatives
- Not Diploma or Credit Granting
- Resource to Supplement Education



# Campus Locations



# Virtual Arkansas Services

1

**Content +  
Teacher  
Supplemental**

2

**Content  
Only /  
Content  
Partnership**

3

**Dedicated  
Teacher  
Program**

4

**Summer  
School**

5

**Course  
Design  
and  
Development**

6

**Department  
of Youth  
Services (DYS)**

7

**Off-Campus  
and  
Fully Online  
Program  
(100% Virtual)**





# Important Statistics



DISTRICTS SERVED



**330**  
SCHOOLS/  
PROGRAMS  
SERVED



**35,900**  
TOTAL C + T  
ENROLLMENTS



**98%**  
**RURAL**  
DISTRICTS SERVED

**60%**

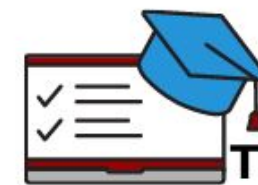
**RURAL**  
% OF ALL VA  
TEACHER  
ENROLLMENTS




**6.7 YEARS**  
AVG **ONLINE**  
TEACHER  
EXPERIENCE



**8,124** COLLEGE CREDIT  
HOURS EARNED



**77%**  
TEACHERS  
MASTERS OR ABOVE



**14 YEARS**  
AVG **TOTAL**  
TEACHER  
EXPERIENCE

# Virtual Arkansas Goals



## **Help address Arkansas teacher shortage**

100% Arkansas Academic License Shortage Areas covered



## **Provide wide range of courses for Arkansas students**

Access to 214 courses



## **Provide educational options for economically disadvantaged students and schools**

Over 90% of high FRL Districts served



## **Ensure educational options for rural students**

Serve 98% of districts designated as rural





# Commitment to Quality



**1. Course Design & Development**

**2. Virtual Learning Leadership Alliance**

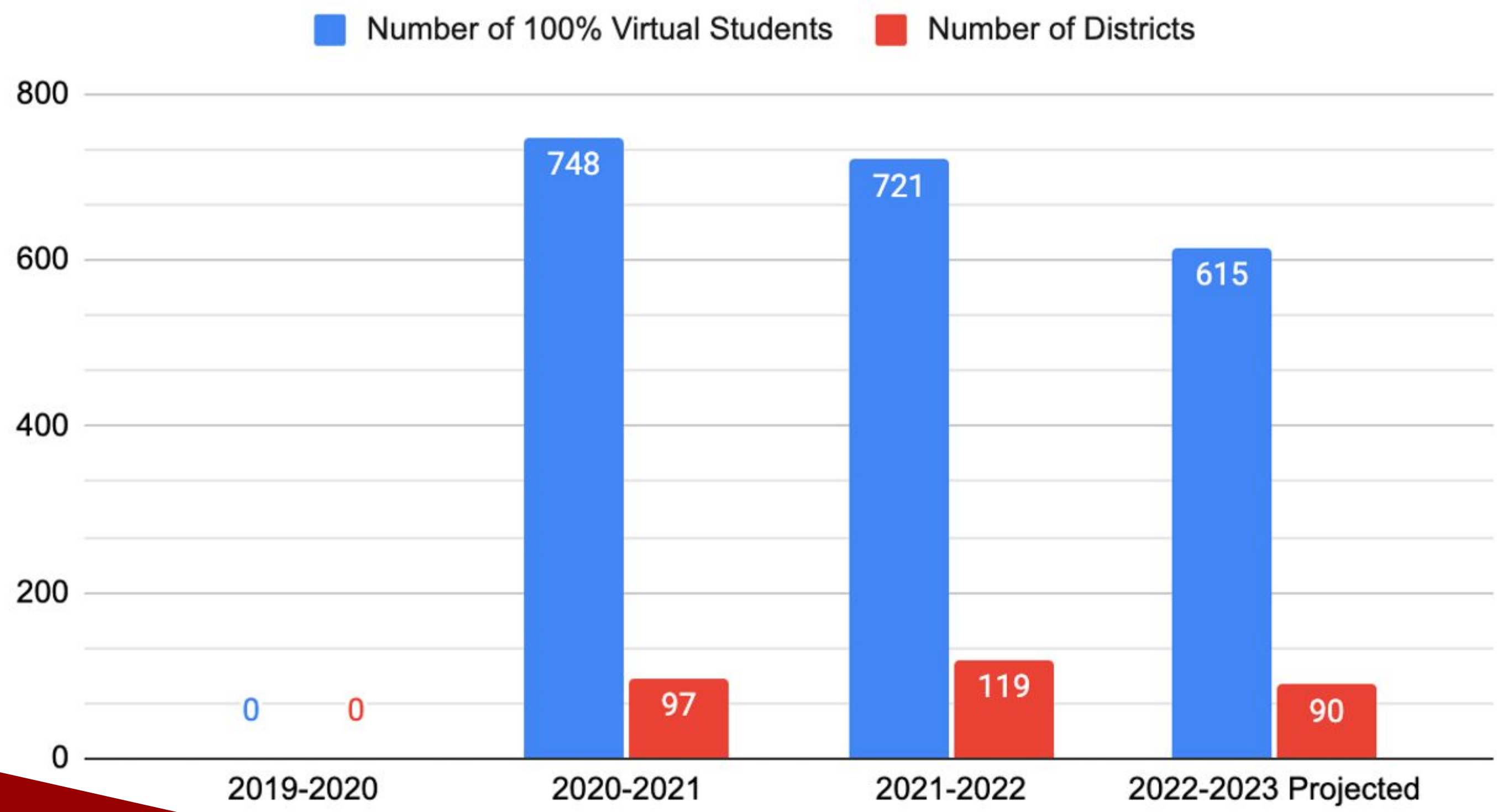
**3. Teacher Development/ Experience**

**4. Asynchronous + Synchronous**

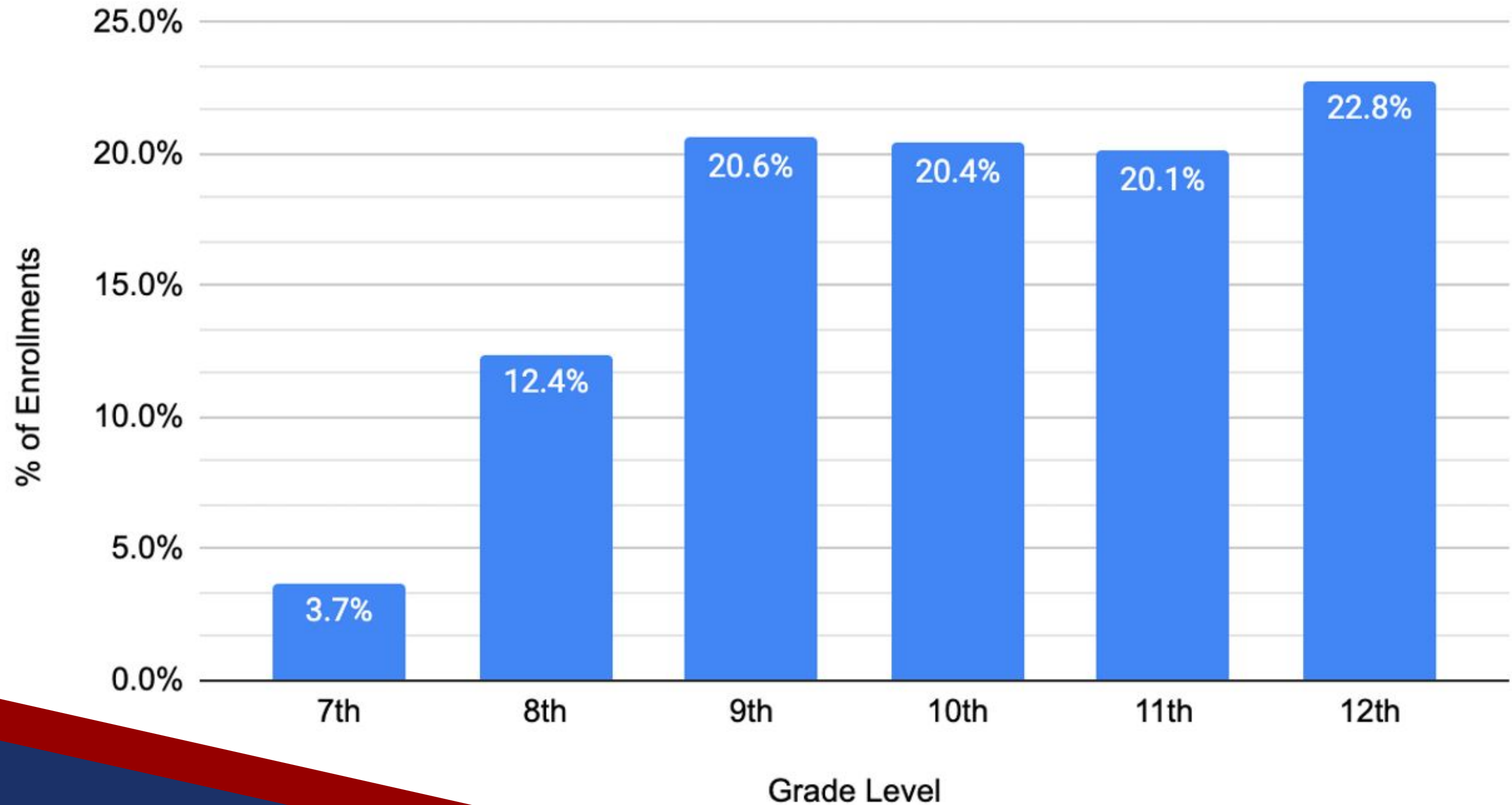
**5. Recognized as a National Leader**



# Number of 100% Virtual Students and Number of Districts



# % of 100% Virtual Students vs. Grade Level





# By the Numbers

## Pass Rate

90%

## Completion Rate

95%

## Average Number of 100% Virtual Students per District Served

- 2020–2021: **7.7**
- 2021–2022: **6.1**
- 2022–2023 (Projected): **6.8**


# Off-Campus & Fully Online

Digital Learning Collaborative (DLC); John Watson

- More than ever, students and parents want options. Students and families want the power to choose whether to attend full-time school onsite, full-time online school, or something in between.
- For most students and families, onsite learning is a better fit than online.
- For a small percentage of students and families, online learning is a better fit.



# Virtual Arkansas 100% Virtual Enrollments by District 7th-12th Grade



SCAN ME



# Challenges & Solutions

## Exam Proctoring

- Virtual Arkansas will proctor all assessments.

## Supporting Students at a Distance

- Dedicated Principal
- Dedicated Teachers
- Special Populations Coordinator
- ELA Student Success Coach
- Math Student Success Coach
- Reading Specialist
- Student Success Counselor
- Intervention Committee
- Clubs & Activities
- Additional Synchronous Support







# **VIRTUAL ARKANSAS** **Questions**