

# GCCISD Special Programs Board Update September 30, 2024

**HOLLI PHARIS - SENIOR DIRECTOR,  
SPECIAL PROGRAMS**



**CHRISTINA RITTER -DIRECTOR,  
SPECIAL EDUCATION**

**RACHEL BRADY - DIRECTOR,  
INTERVENTION PROGRAMS**





# Programs in Goose Creek CISD

- Resource/Inclusion-100+
- Lifeskills-28
- SILC-Structured Integrated Learning Classroom-15
- FOCUS-9
- Behavior-25
- ECSE-Early Childhood Special Education-11
- BEST- Behavior Intervention for GenEd-1
- PDI-Provider of Dyslexia Instruction-56

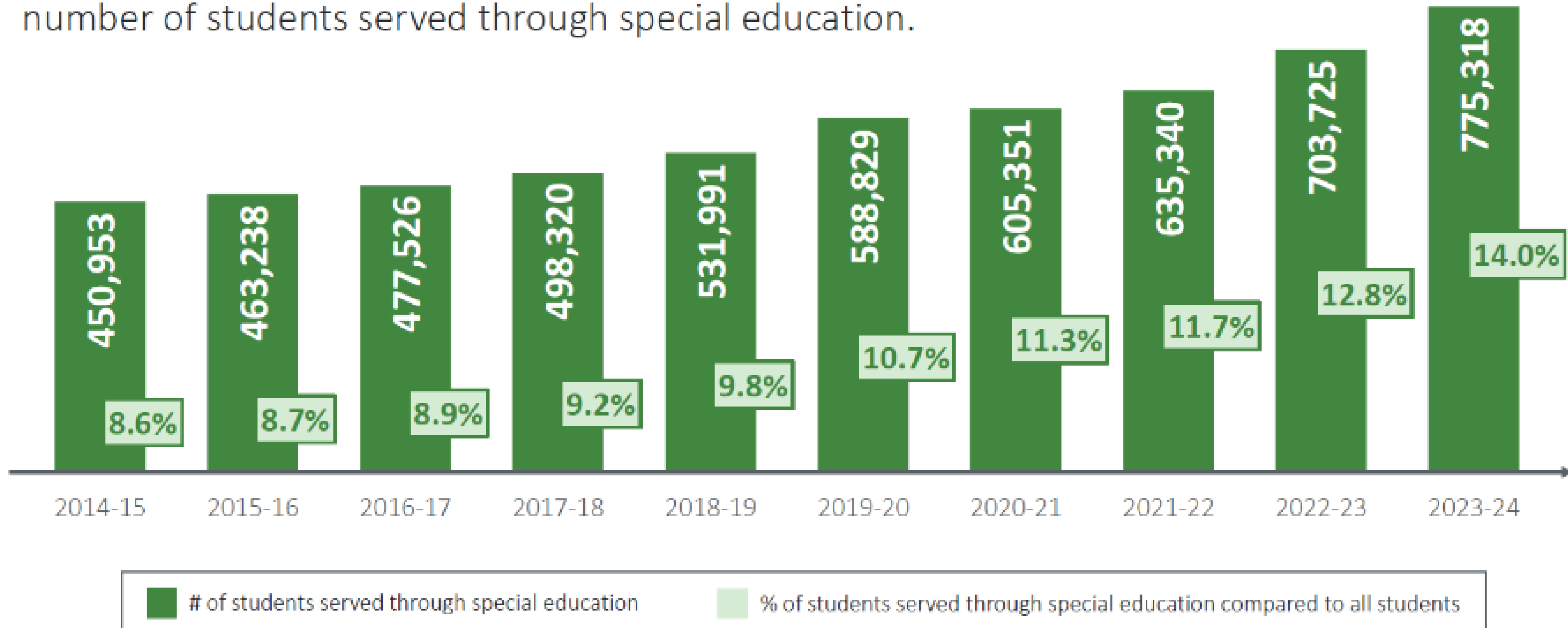




The number of students served through special education continues to increase year over year.



Since the 2014-15 school year, there's been a **72% increase** in the number of students served through special education.



Source data from a. Speced\_dis\_student23f by unique studentid total is and Windham submission. Dataset was collected as Enrollment in Oct Fall, 2023.

Texas Education Agency



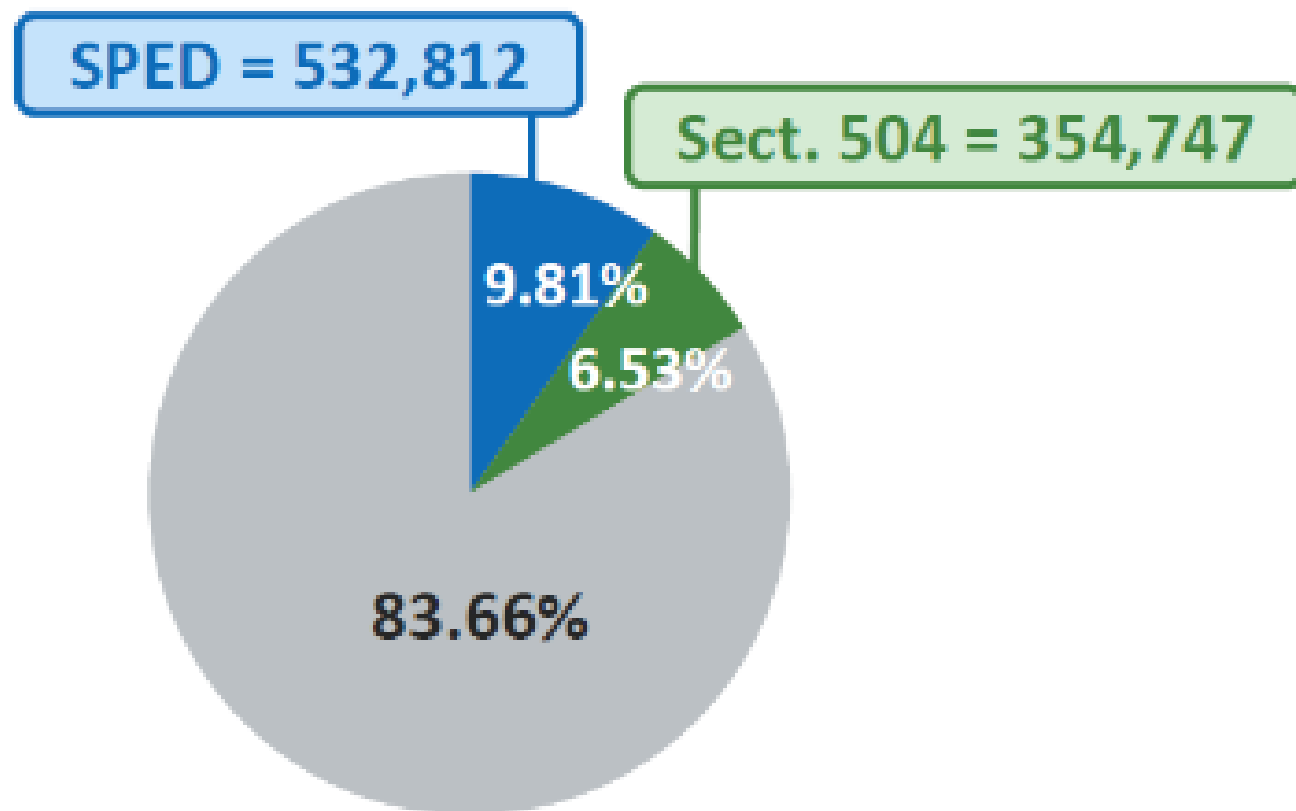
# Special Education and Section 504



Beginning this year, the population of students served through special education and the students served through Section 504 accommodation plans make up almost one-fourth of the student population in Texas. This is almost a 10% increase of the combined two (SPED and 504) since 2018-2019.

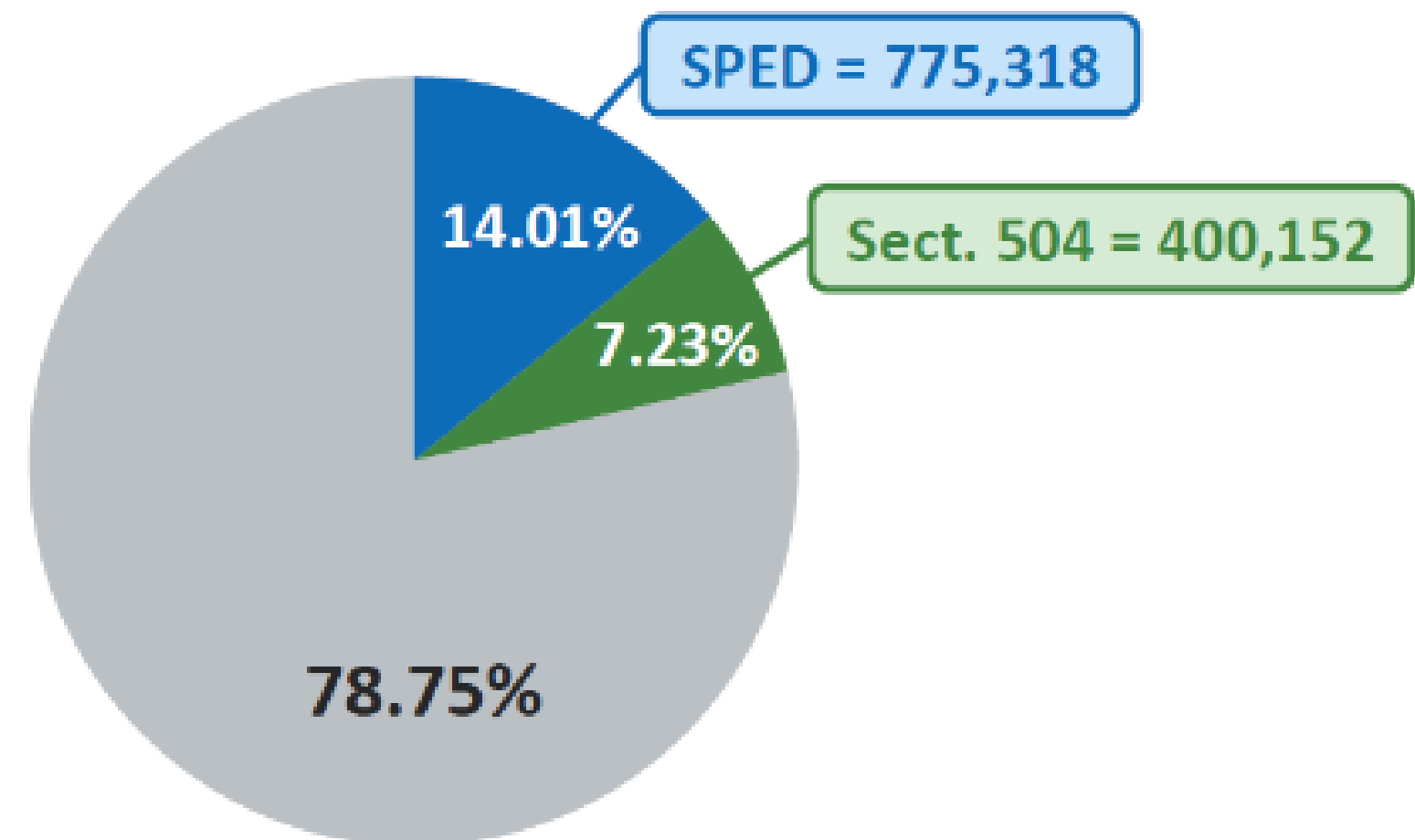
## 2018-2019 School Year

5,433,471 Total Students



## 2023-2024 School Year

5,532,518 Total Students



Source data from a. Speced\_dis\_student23f by unique studentid total is and Windham submission. Dataset was collected as Enrollment in Oct Fall, 2023.

# GCCISD Percentage of Students in Special Education & Section 504

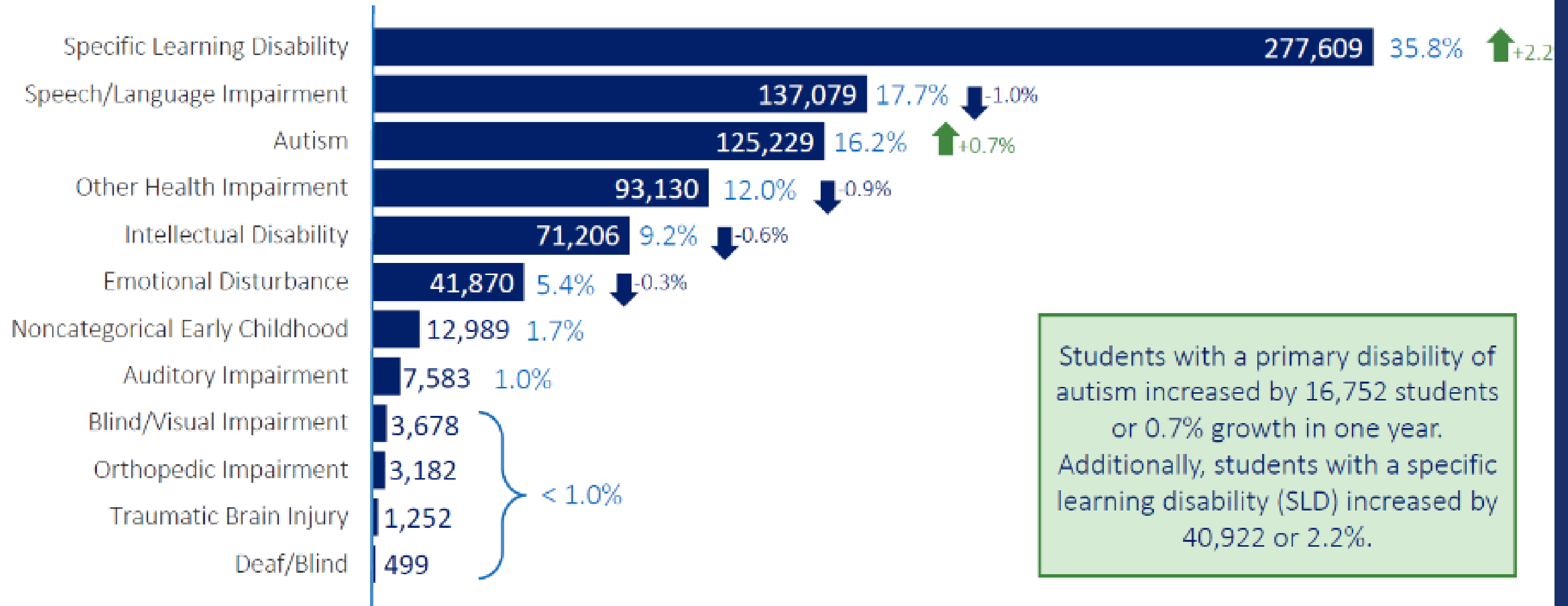
	2020-2021	2021-2022	2022-2023	2023-2024	2024-2025
<b>Students in District</b>	23,318	23,908	24,431	24,108	24,052
<b>Students in Special Education</b>	2,769	3,166	3,635	3,903	4,168
<b>Percentage in Special Education</b>	11.87%	13.24%	14.88%	16.19%	17.32%
<b>Students in 504</b>	1,868	1,895	1,832	1,593	1,561
<b>Percentage in 504</b>	8.01%	7.93%	7.50%	6.61%	6.50%



# Primary Disabilities of Students Served Through Special Education



Data from the 2023-2024 School Year

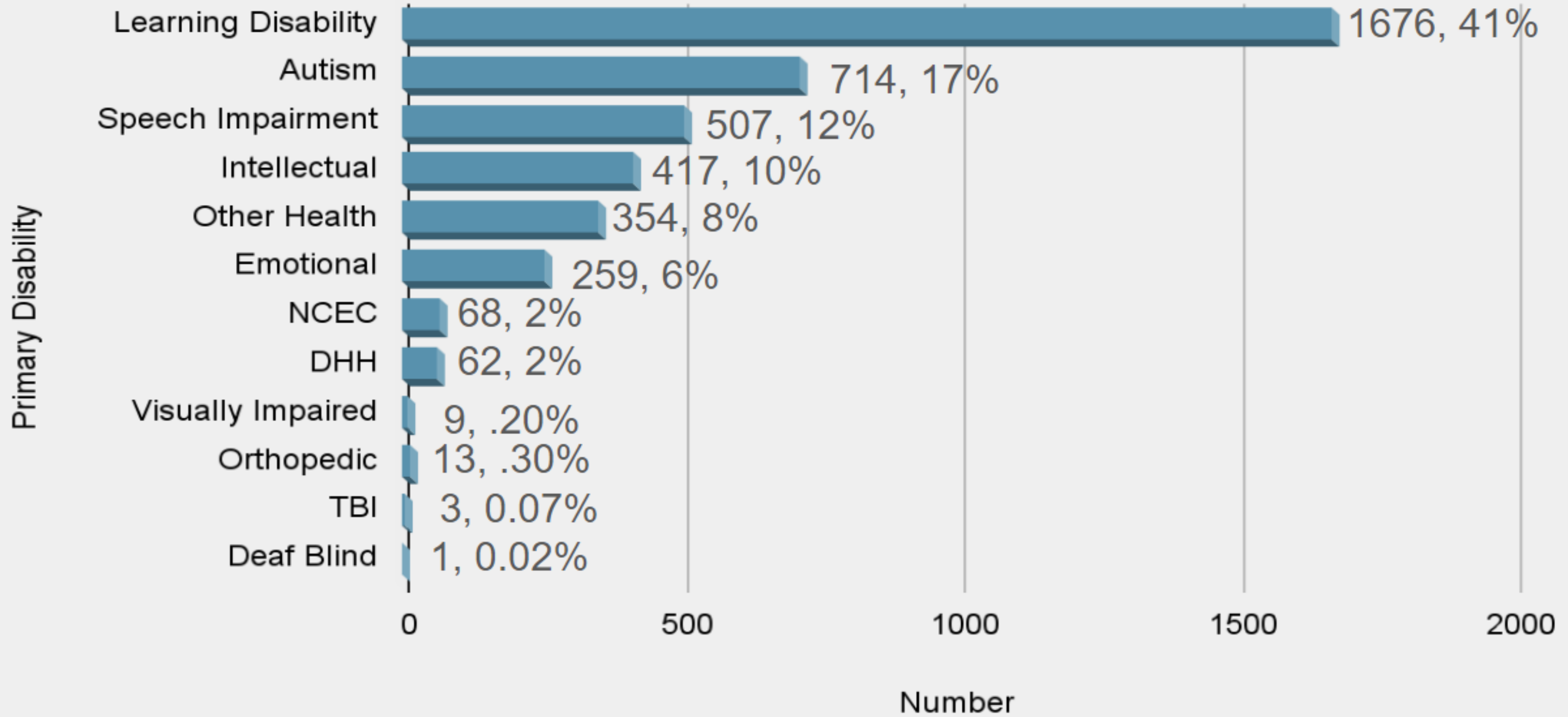


Students with a primary disability of autism increased by 16,752 students or 0.7% growth in one year. Additionally, students with a specific learning disability (SLD) increased by 40,922 or 2.2%.

NOTE: The smallest 6 primary disabilities had less than a 0.1% change or stayed the same from last year.



## Our Numbers







# Referrals in Goose Creek

2023-2024

- 1052 students referred for an Full and Individual Initial Evaluation (FIIIE)
- 861 from Elementary
- 134 from Junior Highs
- 57 from High Schools
  - 10 from Private Schools/Home Schools
- 3 is 3 - referrals from ECI - 60 students





# Referral Outcomes 2024

- 912 evaluations completed from 7/1/23-6/30/24
  - 770 students determined eligible for special education
  - 142 found not eligible = 16% DNQ Rate
- Parent Referral Rate:  $490/912 = 53\%$
- Campus Referral Rate:  $422/912 = 46\%$
- 30 Parent Refusals and 6 Revocations



# Evaluation Staff Over 5 years

	2020-2021	2021-2022	2022-2023	2023-2024	2024-2025
ARD Facilitator	1	1	3	3	3
Diagnostician	27	26	26	28	28
LSSP	8	8	8	8	8
LSSP Intern		1	1	1	1
SLP-SPEECH	15	15	15	16	15
SLPA	9	9	9	9	9






# Autism Support

- Autism training offered to campuses by district behavior specialist
- Autism training offered at GiantCon to all teachers
- Autism training for campus administrators - Fall
- Two additional SILC classrooms

## **TEA Autism Grant 2022-2024**

- STAR Program coaches in district to assist SILC, FOCUS and ECSE
- Soler Social Skills Program -STAR Program

# Behavior Initiatives

- All new teachers elementary and secondary participated in Behavior 101 at GiantCon
  - Behavior Training offered to new teachers throughout district - September
  - Monthly presentations on Hot Topics pertaining to Students with Disabilities at AP/SSA meeting
  - Collaboration with Student Services on Behavior Incident Tracking
  - Behavior Parent Night - Fall
  - BEST relocating to De Zavala from Pumphrey
- 

# Special Education News


- Auditory Round-Up - September 28 and December 14
- Special Olympics - Fall Sports -Golf, Softball, Volleyball, Bocce, Flag Football
- Testing
  - One Saturday a Month
    - Fall Break, Winter Break, and Spring Break
- Dyslexia Awareness Month and Parent Information Night - October
- Giant of the Month - 46 years in Special Education-

Ann Reilly





# Campus Special Education PLC



HERE,  
WE GROW  
**GIANTS**



GOOSE CREEK CISD  DEVELOPING THE WHOLE CHILD