

TEXAS EDUCATION AGENCY

2017 Accountability Summary

ALEDO ISD (184907)

Accountability Rating

Met Standard

Met Standards on

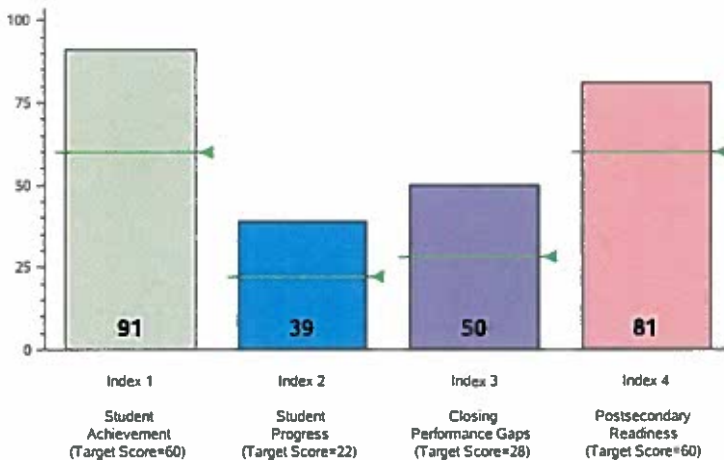
- Student Achievement
- Student Progress
- Closing Performance Gaps
- Postsecondary Readiness

Did Not Meet Standards on

- NONE

In 2017, to receive a Met Standard or Met Alternative Standard rating, districts and campuses must meet targets on three indexes: Index 1 or Index 2 and Index 3 and Index 4.

Performance Index Report



Distinction Designation

Postsecondary Readiness

Percent of Eligible Measures in Top Quartile
1 out of 16 = 6%

NO DISTINCTION EARNED

Performance Index Summary

Index	Points Earned	Maximum Points	Index Score
1 - Student Achievement	8,388	9,204	91
2 - Student Progress	624	1,600	39
3 - Closing Performance Gaps	1,203	2,400	50
4 - Postsecondary Readiness			
STAAR Score	17.0		
Graduation Rate Score	24.8		
Graduation Plan Score	20.6		
Postsecondary Component Score	18.4		81

System Safeguards

Number and Percentage of Indicators Met	
Performance Rates	31 out of 33 = 94%
Participation Rates	17 out of 17 = 100%
Graduation Rates	4 out of 4 = 100%
Met Federal Limits on Alternative Assessments	0 out of 1 = 0%
Total	52 out of 55 = 95%

For further information about this report, please see the Performance Reporting website at <https://rptsrv1.tea.texas.gov/perfreport/account/2017/index.html>

TEXAS EDUCATION AGENCY

2017 Accountability Summary

CODER EL (184907102) - ALEDO ISD

Accountability Rating

Met Standard

Met Standards on

- Student Achievement
- Student Progress
- Closing Performance Gaps
- Postsecondary Readiness

Did Not Meet Standards on

- NONE

In 2017, to receive a Met Standard or Met Alternative Standard rating, districts and campuses must meet targets on three indexes: Index 1 or Index 2 and Index 3 and Index 4.

Distinction Designation

Academic Achievement in ELA/Reading

NO DISTINCTION EARNED

Academic Achievement in Mathematics

NO DISTINCTION EARNED

Academic Achievement in Science

NOT ELIGIBLE

Academic Achievement in Social Studies

NOT ELIGIBLE

Top 25 Percent Student Progress

NO DISTINCTION EARNED

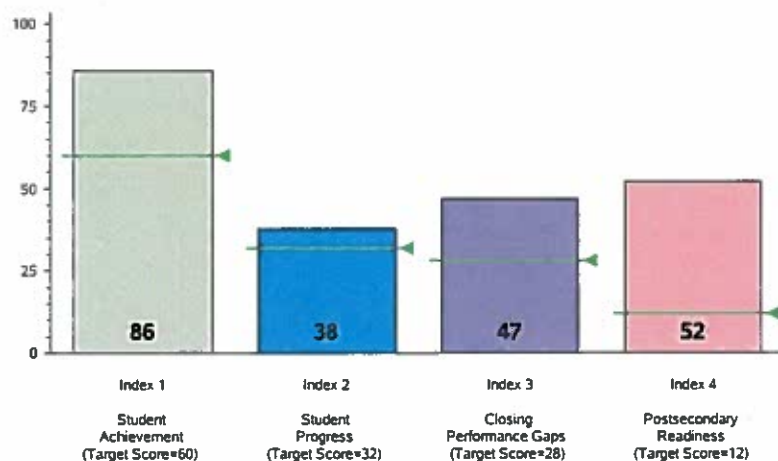
Top 25 Percent Closing Performance Gaps

NO DISTINCTION EARNED

Postsecondary Readiness

NO DISTINCTION EARNED

Performance Index Report



Performance Index Summary

Index	Points Earned	Maximum Points	Index Score
1 - Student Achievement	398	463	86
2 - Student Progress	151	400	38
3 - Closing Performance Gaps	279	600	47
4 - Postsecondary Readiness			
STAAR Score	52.0		
Graduation Rate Score	N/A		
Graduation Plan Score	N/A		
Postsecondary Component Score	N/A		52

Campus Demographics

Campus Type	Elementary
Campus Size	538 Students
Grade Span	EE - 04
Percent Economically Disadvantaged	26.0
Percent English Language Learners	5.9
Mobility Rate	11.5
Percent Served by Special Education	8.7
Percent Enrolled in an Early College High School Program	0.0

System Safeguards

Number and Percentage of Indicators Met

Performance Rates	10 out of 10 = 100%
Participation Rates	8 out of 8 = 100%
Graduation Rates	N/A
Total	18 out of 18 = 100%

For further information about this report, please see the Performance Reporting website at <https://rptsrv1.tea.texas.gov/perfreport/account/2017/index.html>

TEXAS EDUCATION AGENCY
2017 Accountability Summary
MCCALL EL (184907104) - ALEDO ISD

Accountability Rating

Met Standard

Met Standards on

- Student Achievement
- Student Progress
- Closing Performance Gaps
- Postsecondary Readiness

Did Not Meet Standards on

- NONE

In 2017, to receive a Met Standard or Met Alternative Standard rating, districts and campuses must meet targets on three indexes: Index 1 or Index 2 and Index 3 and Index 4.

Distinction Designation

Academic Achievement in ELA/Reading

NO DISTINCTION EARNED

Academic Achievement in Mathematics

NO DISTINCTION EARNED

Academic Achievement in Science

NOT ELIGIBLE

Academic Achievement in Social Studies

NOT ELIGIBLE

Top 25 Percent Student Progress

NO DISTINCTION EARNED

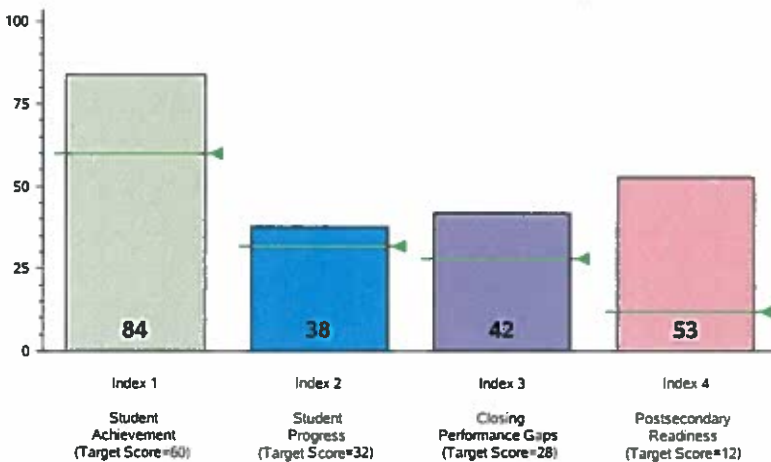
Top 25 Percent Closing Performance Gaps

NO DISTINCTION EARNED

Postsecondary Readiness

NO DISTINCTION EARNED

Performance Index Report



Performance Index Summary

Index	Points Earned	Maximum Points	Index Score
1 - Student Achievement	406	484	84
2 - Student Progress	307	800	38
3 - Closing Performance Gaps	502	1,200	42
4 - Postsecondary Readiness			
STAAR Score	53.3		
Graduation Rate Score	N/A		
Graduation Plan Score	N/A		
Postsecondary Component Score	N/A		53

Campus Demographics

Campus Type	Elementary
Campus Size	423 Students
Grade Span	KG - 04
Percent Economically Disadvantaged	21.5
Percent English Language Learners	9.0
Mobility Rate	12.5
Percent Served by Special Education	9.9
Percent Enrolled in an Early College High School Program	0.0

System Safeguards

Number and Percentage of Indicators Met

Performance Rates	10 out of 12 = 83%
Participation Rates	8 out of 8 = 100%
Graduation Rates	N/A
Total	18 out of 20 = 90%

For further information about this report, please see the Performance Reporting website at <https://rptsrv1.tea.texas.gov/perfreport/account/2017/index.html>

TEXAS EDUCATION AGENCY

2017 Accountability Summary

STUARD EL (184907103) - ALEDO ISD

Accountability Rating

Met Standard

Met Standards on

- Student Achievement
- Student Progress
- Closing Performance Gaps
- Postsecondary Readiness

Did Not Meet Standards on

- NONE

In 2017, to receive a Met Standard or Met Alternative Standard rating, districts and campuses must meet targets on three indexes: Index 1 or Index 2 and Index 3 and Index 4.

Distinction Designation

Academic Achievement in ELA/Reading

NO DISTINCTION EARNED

Academic Achievement in Mathematics

NO DISTINCTION EARNED

Academic Achievement in Science

NOT ELIGIBLE

Academic Achievement in Social Studies

NOT ELIGIBLE

Top 25 Percent Student Progress

NO DISTINCTION EARNED

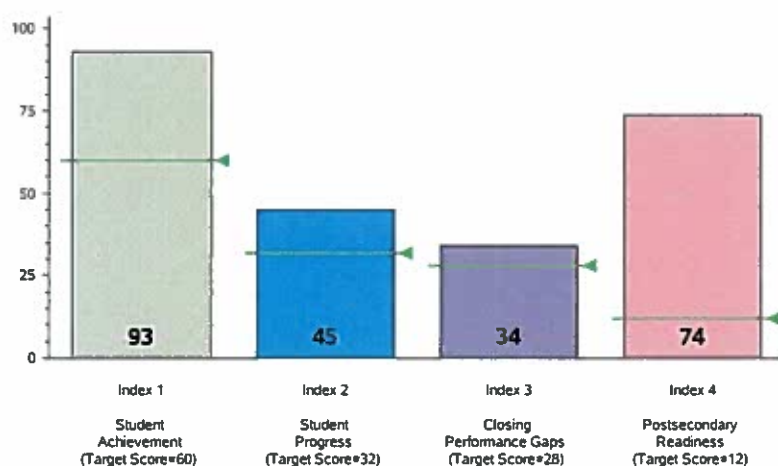
Top 25 Percent Closing Performance Gaps

NO DISTINCTION EARNED

Postsecondary Readiness

NO DISTINCTION EARNED

Performance Index Report



Campus Demographics

Campus Type	Elementary
Campus Size	576 Students
Grade Span	KG - 04
Percent Economically Disadvantaged	3.6
Percent English Language Learners	1.7
Mobility Rate	5.8
Percent Served by Special Education	5.4
Percent Enrolled in an Early College High School Program	0.0

Performance Index Summary

Index	Points Earned	Maximum Points	Index Score
1 - Student Achievement	616	662	93
2 - Student Progress	181	400	45
3 - Closing Performance Gaps	206	600	34
4 - Postsecondary Readiness			
STAAR Score	74.0		
Graduation Rate Score	N/A		
Graduation Plan Score	N/A		
Postsecondary Component Score	N/A		74

System Safeguards

Number and Percentage of Indicators Met

Performance Rates	6 out of 6 = 100%
Participation Rates	4 out of 4 = 100%
Graduation Rates	N/A
Total	10 out of 10 = 100%

For further information about this report, please see the Performance Reporting website at <https://rptsvr1.tea.texas.gov/perfreport/account/2017/index.html>

TEXAS EDUCATION AGENCY
2017 Accountability Summary
VANDAGRIFF EL (184907101) - ALEDO ISD

Accountability Rating

Met Standard

Met Standards on

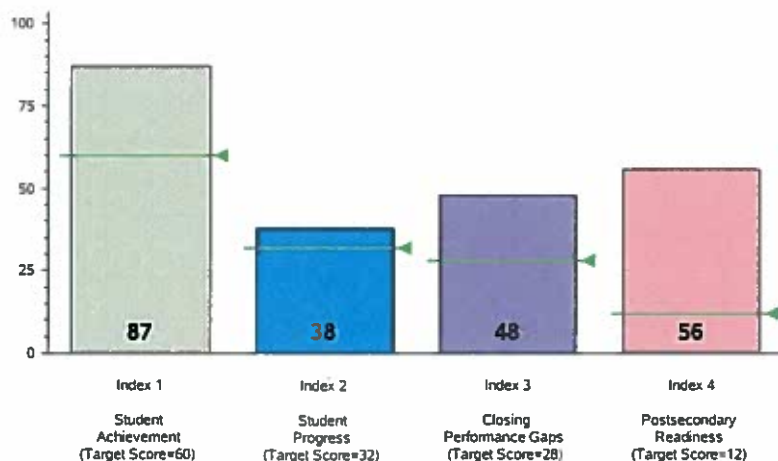
- Student Achievement
- Student Progress
- Closing Performance Gaps
- Postsecondary Readiness

Did Not Meet Standards on

- NONE

In 2017, to receive a Met Standard or Met Alternative Standard rating, districts and campuses must meet targets on three indexes: Index 1 or Index 2 and Index 3 and Index 4.

Performance Index Report



Performance Index Summary

Index	Points Earned	Maximum Points	Index Score
1 - Student Achievement	465	537	87
2 - Student Progress	230	600	38
3 - Closing Performance Gaps	476	1,000	48
4 - Postsecondary Readiness			
STAAR Score	55.7		
Graduation Rate Score	N/A		
Graduation Plan Score	N/A		
Postsecondary Component Score	N/A		56

Distinction Designation

Academic Achievement in ELA/Reading

NO DISTINCTION EARNED

Academic Achievement in Mathematics

NO DISTINCTION EARNED

Academic Achievement in Science

NOT ELIGIBLE

Academic Achievement in Social Studies

NOT ELIGIBLE

Top 25 Percent Student Progress

NO DISTINCTION EARNED

Top 25 Percent Closing Performance Gaps

NO DISTINCTION EARNED

Postsecondary Readiness

NO DISTINCTION EARNED

Campus Demographics

Campus Type	Elementary
Campus Size	532 Students
Grade Span	KG - 04
Percent Economically Disadvantaged	11.3
Percent English Language Learners	3.6
Mobility Rate	12.2
Percent Served by Special Education	6.8
Percent Enrolled in an Early College High School Program	0.0

System Safeguards

Number and Percentage of Indicators Met

Performance Rates	10 out of 10 = 100%
Participation Rates	8 out of 8 = 100%
Graduation Rates	N/A
Total	18 out of 18 = 100%

For further information about this report, please see the Performance Reporting website at <https://rptsvr1.tea.texas.gov/perfreport/account/2017/index.html>

TEXAS EDUCATION AGENCY
2017 Accountability Summary
 MCANALLY INT (184907110) - ALEDO ISD

Accountability Rating

Met Standard

Met Standards on

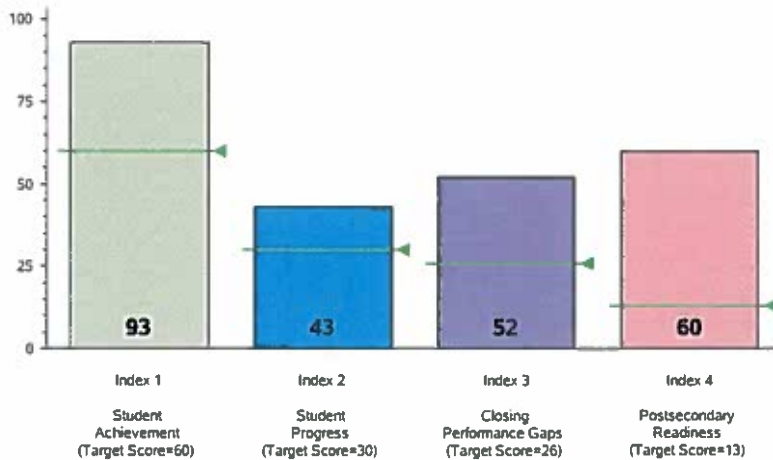
- Student Achievement
- Student Progress
- Closing Performance Gaps
- Postsecondary Readiness

Did Not Meet Standards on

- NONE

In 2017, to receive a Met Standard or Met Alternative Standard rating, districts and campuses must meet targets on three indexes: Index 1 or Index 2 and Index 3 and Index 4.

Performance Index Report



Performance Index Summary

Index	Points Earned	Maximum Points	Index Score
1 - Student Achievement	1,898	2,034	93
2 - Student Progress	511	1,200	43
3 - Closing Performance Gaps	622	1,200	52
4 - Postsecondary Readiness			
STAAR Score	60.3		
Graduation Rate Score	N/A		
Graduation Plan Score	N/A		
Postsecondary Component Score	N/A		60

Distinction Designation



Academic Achievement in ELA/Reading

NO DISTINCTION EARNED

Academic Achievement in Mathematics

DISTINCTION EARNED

Academic Achievement in Science

DISTINCTION EARNED

Academic Achievement in Social Studies

NOT ELIGIBLE

Top 25 Percent Student Progress

NO DISTINCTION EARNED

Top 25 Percent Closing Performance Gaps

NO DISTINCTION EARNED

Postsecondary Readiness

NO DISTINCTION EARNED

Campus Demographics

Campus Type	Middle School
Campus Size	834 Students
Grade Span	05 - 06
Percent Economically Disadvantaged	12.1
Percent English Language Learners	2.2
Mobility Rate	6.7
Percent Served by Special Education	8.3
Percent Enrolled in an Early College High School Program	0.0

System Safeguards

Number and Percentage of Indicators Met

Performance Rates	13 out of 15 = 87%
Participation Rates	12 out of 12 = 100%
Graduation Rates	N/A
Total	25 out of 27 = 93%

For further information about this report, please see the Performance Reporting website at <https://rptsrv1.tea.texas.gov/perfreport/account/2017/index.html>

TEXAS EDUCATION AGENCY

2017 Accountability Summary

ALEDO MIDDLE (184907041) - ALEDO ISD

Accountability Rating

Met Standard

Met Standards on

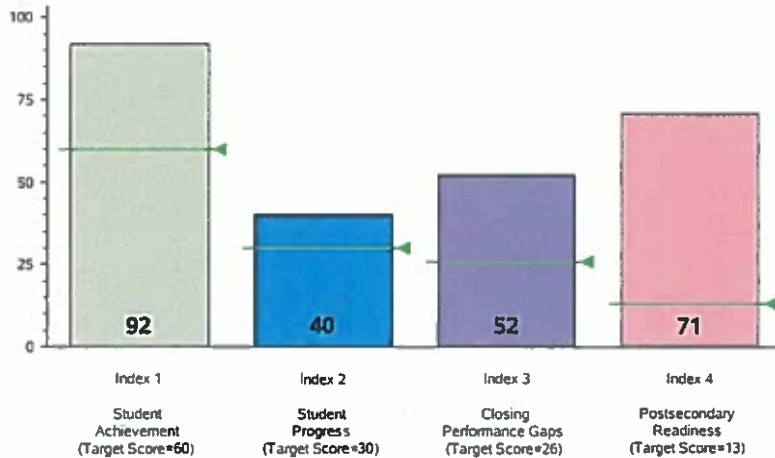
- Student Achievement
- Student Progress
- Closing Performance Gaps
- Postsecondary Readiness

Did Not Meet Standards on

- NONE

In 2017, to receive a Met Standard or Met Alternative Standard rating, districts and campuses must meet targets on three indexes: Index 1 or Index 2 and Index 3 and Index 4.

Performance Index Report



Performance Index Summary

Index	Points Earned	Maximum Points	Index Score
1 - Student Achievement	2,676	2,912	92
2 - Student Progress	403	1,000	40
3 - Closing Performance Gaps	1,046	2,000	52
4 - Postsecondary Readiness			
STAAR Score	71.0		
Graduation Rate Score	N/A		
Graduation Plan Score	N/A		
Postsecondary Component Score	N/A		71

Distinction Designation



Academic Achievement in ELA/Reading

NO DISTINCTION EARNED

Academic Achievement in Mathematics

NO DISTINCTION EARNED

Academic Achievement in Science

NO DISTINCTION EARNED

Academic Achievement in Social Studies

NO DISTINCTION EARNED

Top 25 Percent Student Progress

NO DISTINCTION EARNED

Top 25 Percent Closing Performance Gaps

NO DISTINCTION EARNED

Postsecondary Readiness

DISTINCTION EARNED

Campus Demographics

Campus Type	Middle School
Campus Size	847 Students
Grade Span	07 - 08
Percent Economically Disadvantaged	10.3
Percent English Language Learners	1.2
Mobility Rate	7.5
Percent Served by Special Education	5.2
Percent Enrolled in an Early College High School Program	0.0

System Safeguards

Number and Percentage of Indicators Met

Performance Rates	21 out of 23 = 91%
Participation Rates	10 out of 10 = 100%
Graduation Rates	N/A
Total	31 out of 33 = 94%

For further information about this report, please see the Performance Reporting website at <https://rptsvr1.tea.texas.gov/perfreport/account/2017/index.html>

TEXAS EDUCATION AGENCY
2017 Accountability Summary
 DON R DANIEL NINTH GRADE CAMPUS (184907009) - ALEDO ISD

Accountability Rating

Met Standard

Met Standards on

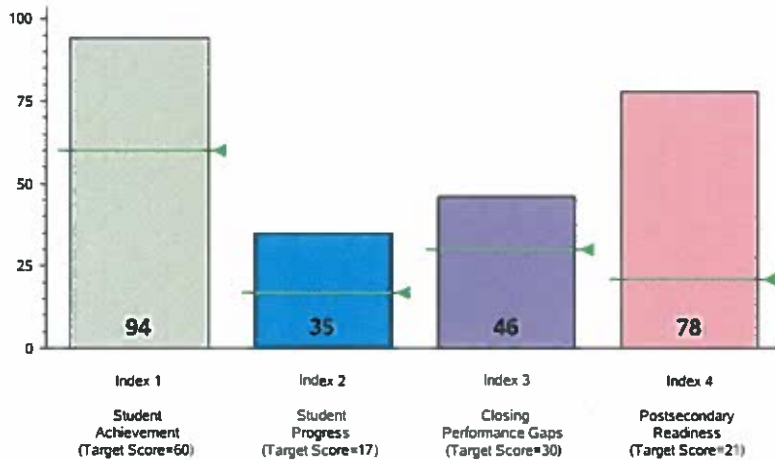
- Student Achievement
- Student Progress
- Closing Performance Gaps
- Postsecondary Readiness

Did Not Meet Standards on

- NONE

In 2017, to receive a Met Standard or Met Alternative Standard rating, districts and campuses must meet targets on three indexes: Index 1 or Index 2 and Index 3 and Index 4.

Performance Index Report



Performance Index Summary

Index	Points Earned	Maximum Points	Index Score
1 - Student Achievement	1,091	1,166	94
2 - Student Progress	283	800	35
3 - Closing Performance Gaps	550	1,200	46
4 - Postsecondary Readiness			
STAAR Score	78.3		
Graduation Rate Score	N/A		
Graduation Plan Score	N/A		
Postsecondary Component Score	N/A		78

Distinction Designation

Academic Achievement in ELA/Reading

NO DISTINCTION EARNED

Academic Achievement in Mathematics

NO DISTINCTION EARNED

Academic Achievement in Science

NO DISTINCTION EARNED

Academic Achievement in Social Studies

NOT ELIGIBLE

Top 25 Percent Student Progress

NO DISTINCTION EARNED

Top 25 Percent Closing Performance Gaps

NO DISTINCTION EARNED

Postsecondary Readiness

NO DISTINCTION EARNED

Campus Demographics

Campus Type	High School
Campus Size	440 Students
Grade Span	09 - 09
Percent Economically Disadvantaged	11.4
Percent English Language Learners	1.1
Mobility Rate	8.3
Percent Served by Special Education	6.8
Percent Enrolled in an Early College High School Program	0.0

System Safeguards

Number and Percentage of Indicators Met

Performance Rates	14 out of 15 = 93%
Participation Rates	10 out of 10 = 100%
Graduation Rates	N/A
Total	24 out of 25 = 96%

For further information about this report, please see the Performance Reporting website at <https://rptsrv1.tea.texas.gov/perfreport/account/2017/index.html>

TEXAS EDUCATION AGENCY

2017 Accountability Summary

ALEDO H S (184907001) - ALEDO ISD

Accountability Rating

Met Standard

Met Standards on

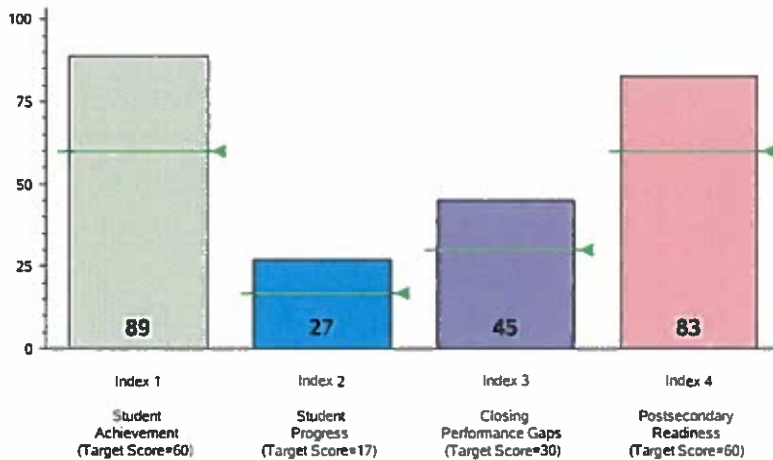
- Student Achievement
- Student Progress
- Closing Performance Gaps
- Postsecondary Readiness

Did Not Meet Standards on

- NONE

In 2017, to receive a Met Standard or Met Alternative Standard rating, districts and campuses must meet targets on three indexes: Index 1 or Index 2 and Index 3 and Index 4.

Performance Index Report



Performance Index Summary

Index	Points Earned	Maximum Points	Index Score
1 - Student Achievement	830	932	89
2 - Student Progress	215	800	27
3 - Closing Performance Gaps	267	600	45
4 - Postsecondary Readiness			
STAAR Score	19.5		
Graduation Rate Score	24.8		
Graduation Plan Score	20.6		
Postsecondary Component Score	18.4		83

Distinction Designation

Academic Achievement in ELA/Reading

NO DISTINCTION EARNED

Academic Achievement in Mathematics

NO DISTINCTION EARNED

Academic Achievement in Science

NO DISTINCTION EARNED

Academic Achievement in Social Studies

NO DISTINCTION EARNED

Top 25 Percent Student Progress

NO DISTINCTION EARNED

Top 25 Percent Closing Performance Gaps

NO DISTINCTION EARNED

Postsecondary Readiness

NO DISTINCTION EARNED

Campus Demographics

Campus Type	High School
Campus Size	1,236 Students
Grade Span	09 - 12
Percent Economically Disadvantaged	9.7
Percent English Language Learners	1.2
Mobility Rate	9.9
Percent Served by Special Education	6.4
Percent Enrolled in an Early College High School Program	0.0

System Safeguards

Number and Percentage of Indicators Met

Performance Rates	10 out of 11 = 91%
Participation Rates	6 out of 6 = 100%
Graduation Rates	4 out of 4 = 100%
Total	20 out of 21 = 95%

For further information about this report, please see the Performance Reporting website at <https://rptsvr1.tea.texas.gov/perfreport/account/2017/index.html>

2017

Vandagitt