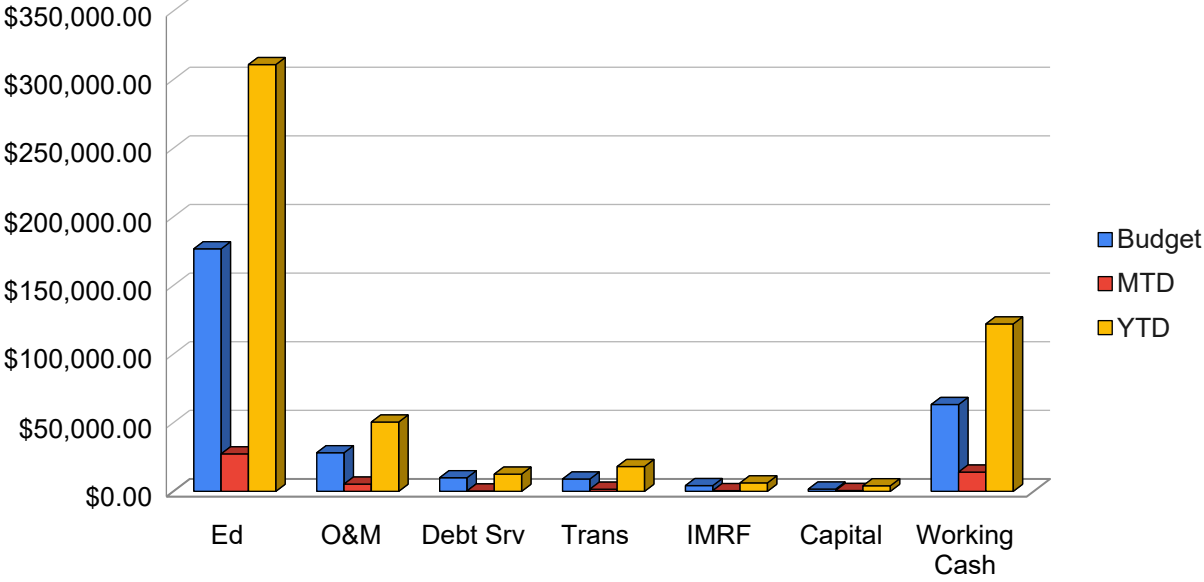


GENERAL FUND					
Type	Settled	Maturity	Description	Cost	Rate
LIQ	5/31/24	n/a	LIQ Account Balance	\$1,163,294.51	5.128%
MAX	5/31/24	n/a	MAX Account Balance	\$2,096,450.02	5.228%
SDA	5/31/24	n/a	Bank of China, NY	\$1,286,634.84	5.320%
CD	6/12/23	6/7/24	Company, National Association,	\$237,700.00	5.144%
CD	6/12/23	6/7/24	NexBank, TX	\$237,800.00	5.136%
CD	6/12/23	6/7/24	Company, National Association,	\$237,700.00	5.144%
CD	6/12/23	6/7/24	Bank, National Association, IL	\$237,700.00	5.144%
CD	8/28/23	7/2/24	Western Alliance Bank, CA	\$239,050.00	5.350%
CD	8/28/23	7/2/24	Preferred Bank, NY	\$239,150.00	5.300%
CD	8/28/23	8/2/24	DMB Community Bank, WI	\$238,100.00	5.311%
CD	8/28/23	8/2/24	5Star Bank, CO	\$238,000.00	5.316%
CD	8/28/23	9/3/24	The Valley State Bank, KS	\$237,100.00	5.290%
CD	8/28/23	9/3/24	American Plus Bank, N.A., CA	\$237,100.00	5.290%
CD	8/28/23	9/3/24	Pacific National Bank, FL	\$237,100.00	5.290%
CD	8/28/23	11/4/24	CIBC Bank USA, MI	\$235,150.00	5.260%
CD	8/28/23	11/4/24	First Bank of Ohio, OH	\$235,100.00	5.293%
CD	8/28/23	12/5/24	Schertz Bank & Trust, TX	\$234,250.00	5.220%
CD	8/28/23	12/5/24	Bank, WI	\$234,250.00	5.222%
CD	8/28/23	12/5/24	Financial Federal Bank, TN	\$233,650.00	5.450%
CD	8/28/23	12/5/24	Cornerstone Bank, NE	\$234,000.00	5.268%
				\$8,569,279.37	
2015 WORKING CASH BONDS					
LIQ	5/31/24	n/a	LIQ Account Balance	\$1,102.57	5.128%
MAX	5/31/24	n/a	MAX Account Balance	\$292,606.49	5.228%
CD	12/8/23	12/9/24	Consumers Credit Union, IL	\$236,600.00	5.586%
CD	12/8/23	12/9/24	Global Bank, NY	\$237,500.00	5.187%
CD	12/8/23	12/9/24	ServisFirst Bank, FL	\$237,050.00	5.375%
CD	12/8/23	12/9/24	EagleBank, VA	\$237,100.00	5.361%
CD	12/8/23	6/2/25	GBank, NV	\$232,400.00	5.063%
CD	12/8/23	6/2/25	GBC International Bank, CA	\$233,300.00	4.784%
CD	12/8/23	6/2/25	Truxton Trust Company, TN	\$233,100.00	4.823%
CD	12/8/23	6/2/25	Baxter Credit Union, IL	\$232,050.00	5.137%
CD	12/8/23	6/2/25	Bank, SD	\$232,150.00	5.105%
				\$2,404,959.06	
2017 DEBT CERTIFICATES					
LIQ	5/31/24	n/a	LIQ Account Balance	\$1,599.25	5.128%
MAX	5/31/24	n/a	MAX Account Balance	\$476,418.95	5.228%
				\$478,018.20	
INVESTMENTS				#####	
			By Fund:		
			Education	\$6,651,170.37	

				O&M	\$578,337.47
				Debt Srvc	\$242,163.05
				Transport	\$345,260.67
				IMRF	\$111,999.84
				Capital	\$146,098.38
				Wrkng Csh	\$3,377,226.85
FY 24 Investment Revenue					
	Budget	MTD	YTD		
Ed	\$176,716.00	\$27,294.20	\$310,948.97		
O&M	\$28,127.00	\$5,283.75	\$50,506.77		
Debt Srv	\$9,910.00	\$267.41	\$12,537.39		
Trans	\$8,988.00	\$1,549.67	\$18,071.26		
IMRF	\$4,175.00	\$514.58	\$6,163.23		
Capital	\$1,654.00	\$608.95	\$4,041.99		
Working Cash	\$63,265.00	\$14,025.73	\$121,978.26		
Total	\$292,835.00	\$49,544.29	\$524,247.87		

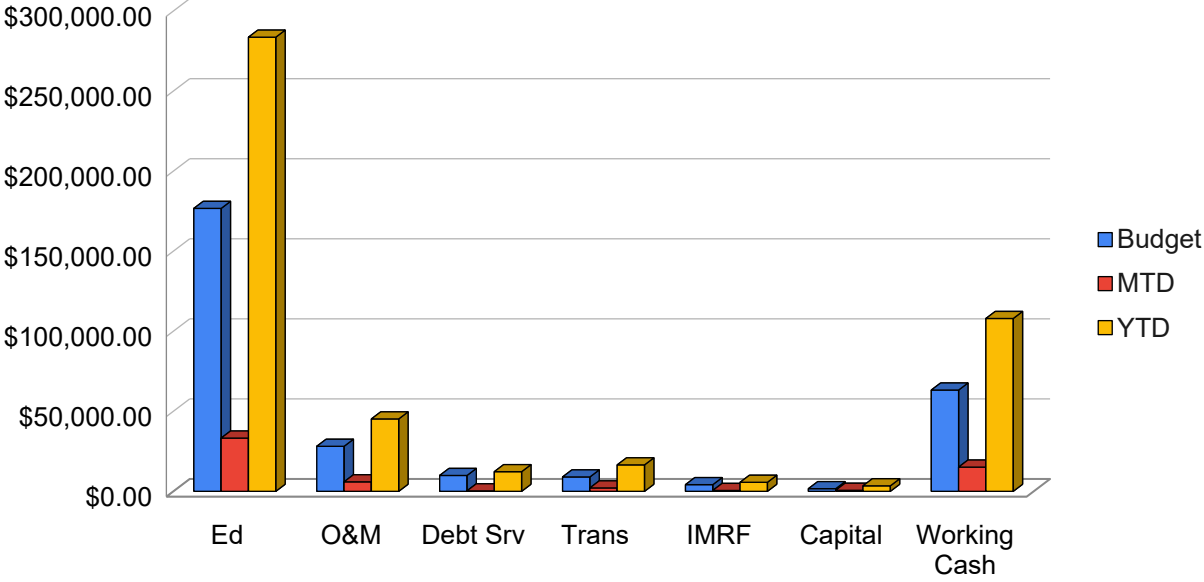
Interest Revenue by Fund



GENERAL FUND					
Type	Settled	Maturity	Description	Cost	Rate
LIQ	4/30/24	n/a	LIQ Account Balance	\$1,625,978.23	5.136%
MAX	4/30/24	n/a	MAX Account Balance	\$1,243,584.62	5.244%
SDA	4/30/24	n/a	Bank of China, NY	\$1,280,863.26	5.320%
CD	8/28/23	5/6/24	First Commerical Bank, MS	\$240,850.00	5.389%
CD	9/8/23	5/15/24	Third Coast Bank, SSB, TX	\$241,050.00	5.331%
CD	9/8/23	5/15/24	Association, OK	\$240,950.00	5.342%
CD	6/12/23	6/7/24	Company, National Association,	\$237,700.00	5.144%
CD	6/12/23	6/7/24	NexBank, TX	\$237,800.00	5.136%
CD	6/12/23	6/7/24	Company, National Association,	\$237,700.00	5.144%
CD	6/12/23	6/7/24	Bank, National Association, IL	\$237,700.00	5.144%
CD	8/28/23	7/2/24	Western Alliance Bank, CA	\$239,050.00	5.350%
CD	8/28/23	7/2/24	Preferred Bank, NY	\$239,150.00	5.300%
CD	8/28/23	8/2/24	DMB Community Bank, WI	\$238,100.00	5.311%
CD	8/28/23	8/2/24	5Star Bank, CO	\$238,000.00	5.316%
CD	8/28/23	9/3/24	The Valley State Bank, KS	\$237,100.00	5.290%
CD	8/28/23	9/3/24	American Plus Bank, N.A., CA	\$237,100.00	5.290%
CD	8/28/23	9/3/24	Pacific National Bank, FL	\$237,100.00	5.290%
CD	8/28/23	11/4/24	CIBC Bank USA, MI	\$235,150.00	5.260%
CD	8/28/23	11/4/24	First Bank of Ohio, OH	\$235,100.00	5.293%
CD	8/28/23	12/5/24	Schertz Bank & Trust, TX	\$234,250.00	5.220%
CD	8/28/23	12/5/24	Bank, WI	\$234,250.00	5.222%
CD	8/28/23	12/5/24	Financial Federal Bank, TN	\$233,650.00	5.450%
CD	8/28/23	12/5/24	Cornerstone Bank, NE	\$234,000.00	5.268%
				\$8,896,176.11	
2015 WORKING CASH BONDS					
LIQ	4/30/24	n/a	LIQ Account Balance	\$1,097.91	5.136%
MAX	4/30/24	n/a	MAX Account Balance	\$291,312.89	5.244%
CD	12/8/23	12/9/24	Consumers Credit Union, IL	\$236,600.00	5.586%
CD	12/8/23	12/9/24	Global Bank, NY	\$237,500.00	5.187%
CD	12/8/23	12/9/24	ServisFirst Bank, FL	\$237,050.00	5.375%
CD	12/8/23	12/9/24	EagleBank, VA	\$237,100.00	5.361%
CD	12/8/23	6/2/25	GBank, NV	\$232,400.00	5.063%
CD	12/8/23	6/2/25	GBC International Bank, CA	\$233,300.00	4.784%
CD	12/8/23	6/2/25	Truxton Trust Company, TN	\$233,100.00	4.823%
CD	12/8/23	6/2/25	Baxter Credit Union, IL	\$232,050.00	5.137%
CD	12/8/23	6/2/25	Bank, SD	\$232,150.00	5.105%
				\$2,403,660.80	
2017 DEBT CERTIFICATES					
LIQ	4/30/24	n/a	LIQ Account Balance	\$1,592.43	5.136%
MAX	4/30/24	n/a	MAX Account Balance	\$474,312.74	5.244%
				\$475,905.17	

INVESTMENTS				#####
				By Fund:
				Education
				O&M
				Debt Svc
				Transport
				IMRF
				Capital
				Wrkng Csh
FY 24 Investment Revenue				
	Budget	MTD	YTD	
Ed	\$176,716.00	\$33,260.24	\$283,654.77	
O&M	\$28,127.00	\$5,926.28	\$45,223.02	
Debt Srv	\$9,910.00	\$288.50	\$12,269.98	
Trans	\$8,988.00	\$2,123.46	\$16,521.59	
IMRF	\$4,175.00	\$555.16	\$5,648.65	
Capital	\$1,654.00	\$656.98	\$3,433.04	
Working Cash	\$63,265.00	\$15,131.99	\$107,952.53	
Total	\$292,835.00	\$57,942.61	\$474,703.58	

Interest Revenue by Fund



GENERAL FUND					
Type	Settled	Maturity	Description	Cost	Rate
LIQ	3/31/24	n/a	LIQ Account Balance	\$1,608,845.63	5.209%
MAX	3/31/24	n/a	MAX Account Balance	\$1,238,267.61	5.251%
SDA	3/31/24	n/a	Bank of China, NY	\$1,275,302.16	5.320%
CD	6/12/23	4/5/23	Association, IL	\$239,700.00	5.145%
CD	6/12/23	4/5/23	Association, IL	\$239,700.00	5.145%
CD	9/8/23	4/15/24	Bank 7, OK	\$242,200.00	5.268%
CD	9/8/23	4/15/24	TX	\$242,050.00	5.326%
CD	8/28/23	5/6/24	First Commerical Bank, MS	\$240,850.00	5.389%
CD	9/8/23	5/15/24	Third Coast Bank, SSB, TX	\$241,050.00	5.331%
CD	9/8/23	5/15/24	Association, OK	\$240,950.00	5.342%
CD	6/12/23	6/7/24	Company, National Association,	\$237,700.00	5.144%
CD	6/12/23	6/7/24	NexBank, TX	\$237,800.00	5.136%
CD	6/12/23	6/7/24	Company, National Association,	\$237,700.00	5.144%
CD	6/12/23	6/7/24	Bank, National Association, IL	\$237,700.00	5.144%
CD	8/28/23	7/2/24	Western Alliance Bank, CA	\$239,050.00	5.350%
CD	8/28/23	7/2/24	Preferred Bank, NY	\$239,150.00	5.300%
CD	8/28/23	8/2/24	DMB Community Bank, WI	\$238,100.00	5.311%
CD	8/28/23	8/2/24	5Star Bank, CO	\$238,000.00	5.316%
CD	8/28/23	9/3/24	The Valley State Bank, KS	\$237,100.00	5.290%
CD	8/28/23	9/3/24	American Plus Bank, N.A., CA	\$237,100.00	5.290%
CD	8/28/23	9/3/24	Pacific National Bank, FL	\$237,100.00	5.290%
CD	8/28/23	11/4/24	CIBC Bank USA, MI	\$235,150.00	5.260%
CD	8/28/23	11/4/24	First Bank of Ohio, OH	\$235,100.00	5.293%
CD	8/28/23	12/5/24	Schertz Bank & Trust, TX	\$234,250.00	5.220%
CD	8/28/23	12/5/24	Bank, WI	\$234,250.00	5.222%
CD	8/28/23	12/5/24	Financial Federal Bank, TN	\$233,650.00	5.450%
CD	8/28/23	12/5/24	Cornerstone Bank, NE	\$234,000.00	5.268%
				\$9,831,815.40	
2015 WORKING CASH BONDS					
LIQ	3/31/24	n/a	LIQ Account Balance	\$1,093.41	5.209%
MAX	3/31/24	n/a	MAX Account Balance	\$290,067.39	5.251%
CD	12/8/23	12/9/24	Consumers Credit Union, IL	\$236,600.00	5.586%
CD	12/8/23	12/9/24	Global Bank, NY	\$237,500.00	5.187%
CD	12/8/23	12/9/24	ServisFirst Bank, FL	\$237,050.00	5.375%
CD	12/8/23	12/9/24	EagleBank, VA	\$237,100.00	5.361%
CD	12/8/23	6/2/25	GBank, NV	\$232,400.00	5.063%
CD	12/8/23	6/2/25	GBC International Bank, CA	\$233,300.00	4.784%
CD	12/8/23	6/2/25	Truxton Trust Company, TN	\$233,100.00	4.823%
CD	12/8/23	6/2/25	Baxter Credit Union, IL	\$232,050.00	5.137%
CD	12/8/23	6/2/25	Bank, SD	\$232,150.00	5.105%
				\$2,402,410.80	

2017 DEBT CERTIFICATES

LIQ	3/31/24	n/a	LIQ Account Balance	\$1,585.83	5.209%
MAX	3/31/24	n/a	MAX Account Balance	\$472,284.80	5.251%
				\$473,870.63	

INVESTMENTS

#####

By Fund:

Education \$7,266,783.65

O&M \$1,306,468.83

Debt Srvc \$63,600.75

Transport \$468,124.56

IMRF \$122,387.05

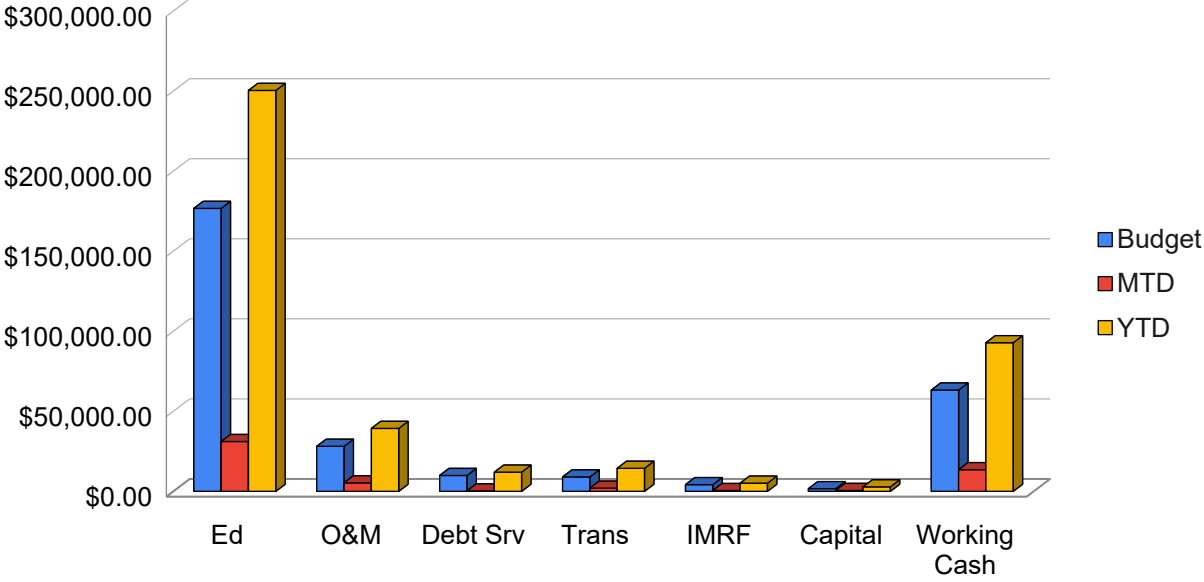
Capital \$144,832.45

Wrkng Csh \$3,335,899.54

FY 24 Investment Revenue

	Budget	MTD	YTD		
Ed	\$176,716.00	\$31,106.97	\$250,394.53		
O&M	\$28,127.00	\$5,298.84	\$39,296.74		
Debt Srv	\$9,910.00	\$266.07	\$11,981.48		
Trans	\$8,988.00	\$1,979.76	\$14,398.13		
IMRF	\$4,175.00	\$496.38	\$5,093.49		
Capital	\$1,654.00	\$547.18	\$2,776.06		
Working Cash	\$63,265.00	\$13,529.92	\$92,820.54		
Total	\$292,835.00	\$53,225.12	\$416,760.97		

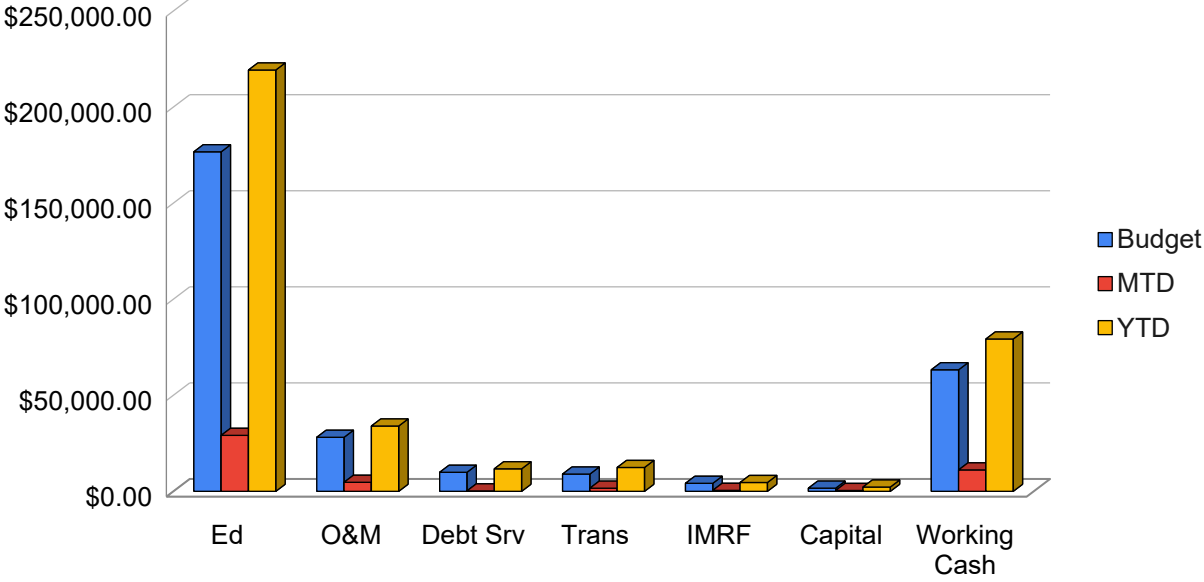
Interest Revenue by Fund



GENERAL FUND					
Type	Settled	Maturity	Description	Cost	Rate
LIQ	2/29/24	n/a	LIQ Account Balance	\$953,010.90	5.251%
MAX	2/29/24	n/a	MAX Account Balance	\$1,232,770.22	5.277%
SDA	2/29/24	n/a	Bank of China, NY	\$1,269,568.94	5.350%
CD	6/12/23	3/5/24	Company, Inc., MO	\$240,750.00	5.149%
CD	6/12/23	3/5/24	Association, WI	\$240,700.00	5.197%
CD	9/8/23	3/15/24	Blanchester, OH	\$243,000.00	5.424%
CD	9/11/23	3/18/24	Bank Hapoalim B.M., NY	\$243,050.00	5.414%
CD	6/12/23	4/5/23	Association, IL	\$239,700.00	5.145%
CD	6/12/23	4/5/23	Association, IL	\$239,700.00	5.145%
CD	9/8/23	4/15/24	Bank 7, OK	\$242,200.00	5.268%
CD	9/8/23	4/15/24	TX	\$242,050.00	5.326%
CD	8/28/23	5/6/24	First Commerical Bank, MS	\$240,850.00	5.389%
CD	9/8/23	5/15/24	Third Coast Bank, SSB, TX	\$241,050.00	5.331%
CD	9/8/23	5/15/24	Association, OK	\$240,950.00	5.342%
CD	6/12/23	6/7/24	Company, National Association,	\$237,700.00	5.144%
CD	6/12/23	6/7/24	NexBank, TX	\$237,800.00	5.136%
CD	6/12/23	6/7/24	Company, National Association,	\$237,700.00	5.144%
CD	6/12/23	6/7/24	Bank, National Association, IL	\$237,700.00	5.144%
CD	8/28/23	7/2/24	Western Alliance Bank, CA	\$239,050.00	5.350%
CD	8/28/23	7/2/24	Preferred Bank, NY	\$239,150.00	5.300%
CD	8/28/23	8/2/24	DMB Community Bank, WI	\$238,100.00	5.311%
CD	8/28/23	8/2/24	5Star Bank, CO	\$238,000.00	5.316%
CD	8/28/23	9/3/24	The Valley State Bank, KS	\$237,100.00	5.290%
CD	8/28/23	9/3/24	American Plus Bank, N.A., CA	\$237,100.00	5.290%
CD	8/28/23	9/3/24	Pacific National Bank, FL	\$237,100.00	5.290%
CD	8/28/23	11/4/24	CIBC Bank USA, MI	\$235,150.00	5.260%
CD	8/28/23	11/4/24	First Bank of Ohio, OH	\$235,100.00	5.293%
CD	8/28/23	12/5/24	Schertz Bank & Trust, TX	\$234,250.00	5.220%
CD	8/28/23	12/5/24	Bank, WI	\$234,250.00	5.222%
CD	8/28/23	12/5/24	Financial Federal Bank, TN	\$233,650.00	5.450%
CD	8/28/23	12/5/24	Cornerstone Bank, NE	\$234,000.00	5.268%
				#####	
2015 WORKING CASH BONDS					
LIQ	2/29/24	n/a	LIQ Account Balance	\$1,088.56	5.251%
MAX	2/29/24	n/a	MAX Account Balance	\$288,779.63	5.277%
CD	12/8/23	12/9/24	Consumers Credit Union, IL	\$236,600.00	5.586%
CD	12/8/23	12/9/24	Global Bank, NY	\$237,500.00	5.187%
CD	12/8/23	12/9/24	ServisFirst Bank, FL	\$237,050.00	5.375%
CD	12/8/23	12/9/24	EagleBank, VA	\$237,100.00	5.361%
CD	12/8/23	6/2/25	GBank, NV	\$232,400.00	5.063%
CD	12/8/23	6/2/25	GBC International Bank, CA	\$233,300.00	4.784%

CD	12/8/23	6/2/25	Truxton Trust Company, TN	\$233,100.00	4.823%
CD	12/8/23	6/2/25	Baxter Credit Union, IL	\$232,050.00	5.137%
CD	12/8/23	6/2/25	Bank, SD	\$232,150.00	5.105%
				\$2,401,118.19	
2017 DEBT CERTIFICATES					
LIQ	2/29/24	n/a	LIQ Account Balance	\$1,578.81	5.251%
MAX	2/29/24	n/a	MAX Account Balance	\$470,188.06	5.277%
				\$471,766.87	
INVESTMENTS					
				#####	
			By Fund:		
			Education	\$7,573,861.97	
			O&M	\$1,301,169.99	
			Debt Srvc	\$65,334.68	
			Transport	\$486,144.80	
			IMRF	\$121,890.67	
			Capital	\$134,363.39	
			Wrkng Csh	\$3,322,369.62	
FY 24 Investment Revenue					
	Budget	MTD	YTD		
Ed	\$176,716.00	\$29,129.93	\$219,287.56		
O&M	\$28,127.00	\$4,699.79	\$33,997.90		
Debt Srv	\$9,910.00	\$219.14	\$11,715.41		
Trans	\$8,988.00	\$1,630.62	\$12,418.37		
IMRF	\$4,175.00	\$509.47	\$4,597.11		
Capital	\$1,654.00	\$450.68	\$2,228.88		
Working Cash	\$63,265.00	\$11,143.85	\$79,290.62		
Total	\$292,835.00	\$47,783.48	\$363,535.85		

Interest Revenue by Fund



GENERAL FUND					
Type	Settled	Maturity	Description	Cost	Rate
LIQ	1/31/24	n/a	LIQ Account Balance	\$1,101,805.36	5.293%
MAX	1/31/24	n/a	MAX Account Balance	\$1,227,622.72	5.308%
SDA	1/31/24	n/a	Bank of China, NY	\$1,264,201.71	5.380%
CD	6/12/23	2/5/24	National Association, IL	\$241,600.00	5.198%
CD	6/12/23	2/5/24	Company, National Association,	\$241,600.00	5.198%
SEC	9/12/23	2/8/24	Treasury Bill	\$499,171.43	5.328%
CD	6/12/23	3/5/24	Company, Inc., MO	\$240,750.00	5.149%
CD	6/12/23	3/5/24	Association, WI	\$240,700.00	5.197%
CD	9/8/23	3/15/24	Blanchester, OH	\$243,000.00	5.424%
CD	9/11/23	3/18/24	Bank Hapoalim B.M., NY	\$243,050.00	5.414%
CD	6/12/23	4/5/23	Association, IL	\$239,700.00	5.145%
CD	6/12/23	4/5/23	Association, IL	\$239,700.00	5.145%
CD	9/8/23	4/15/24	Bank 7, OK	\$242,200.00	5.268%
CD	9/8/23	4/15/24	TX	\$242,050.00	5.326%
CD	8/28/23	5/6/24	First Commerical Bank, MS	\$240,850.00	5.389%
CD	9/8/23	5/15/24	Third Coast Bank, SSB, TX	\$241,050.00	5.331%
CD	9/8/23	5/15/24	Association, OK	\$240,950.00	5.342%
CD	6/12/23	6/7/24	Company, National Association,	\$237,700.00	5.144%
CD	6/12/23	6/7/24	NexBank, TX	\$237,800.00	5.136%
CD	6/12/23	6/7/24	Company, National Association,	\$237,700.00	5.144%
CD	6/12/23	6/7/24	Bank, National Association, IL	\$237,700.00	5.144%
CD	8/28/23	7/2/24	Western Alliance Bank, CA	\$239,050.00	5.350%
CD	8/28/23	7/2/24	Preferred Bank, NY	\$239,150.00	5.300%
CD	8/28/23	8/2/24	DMB Community Bank, WI	\$238,100.00	5.311%
CD	8/28/23	8/2/24	5Star Bank, CO	\$238,000.00	5.316%
CD	8/28/23	9/3/24	The Valley State Bank, KS	\$237,100.00	5.290%
CD	8/28/23	9/3/24	American Plus Bank, N.A., CA	\$237,100.00	5.290%
CD	8/28/23	9/3/24	Pacific National Bank, FL	\$237,100.00	5.290%
CD	8/28/23	11/4/24	CIBC Bank USA, MI	\$235,150.00	5.260%
CD	8/28/23	11/4/24	First Bank of Ohio, OH	\$235,100.00	5.293%
CD	8/28/23	12/5/24	Schertz Bank & Trust, TX	\$234,250.00	5.220%
CD	8/28/23	12/5/24	Bank, WI	\$234,250.00	5.222%
CD	8/28/23	12/5/24	Financial Federal Bank, TN	\$233,650.00	5.450%
CD	8/28/23	12/5/24	Cornerstone Bank, NE	\$234,000.00	5.268%
				#####	
2015 WORKING CASH BONDS					
LIQ	1/31/24	n/a	LIQ Account Balance	\$1,083.92	5.293%
MAX	1/31/24	n/a	MAX Account Balance	\$287,573.77	5.308%
CD	12/8/23	12/9/24	Consumers Credit Union, IL	\$236,600.00	5.586%
CD	12/8/23	12/9/24	Global Bank, NY	\$237,500.00	5.187%
CD	12/8/23	12/9/24	ServisFirst Bank, FL	\$237,050.00	5.375%
CD	12/8/23	12/9/24	EagleBank, VA	\$237,100.00	5.361%

CD	12/8/23	6/2/25	GBank, NV	\$232,400.00	5.063%
CD	12/8/23	6/2/25	GBC International Bank, CA	\$233,300.00	4.784%
CD	12/8/23	6/2/25	Truxton Trust Company, TN	\$233,100.00	4.823%
CD	12/8/23	6/2/25	Baxter Credit Union, IL	\$232,050.00	5.137%
CD	12/8/23	6/2/25	Bank, SD	\$232,150.00	5.105%
				\$2,399,907.69	

2017 DEBT CERTIFICATES

LIQ	1/31/24	n/a	LIQ Account Balance	\$1,572.14	5.293%
MAX	1/31/24	n/a	MAX Account Balance	\$468,224.77	5.308%
				\$469,796.91	

INVESTMENTS

By Fund:

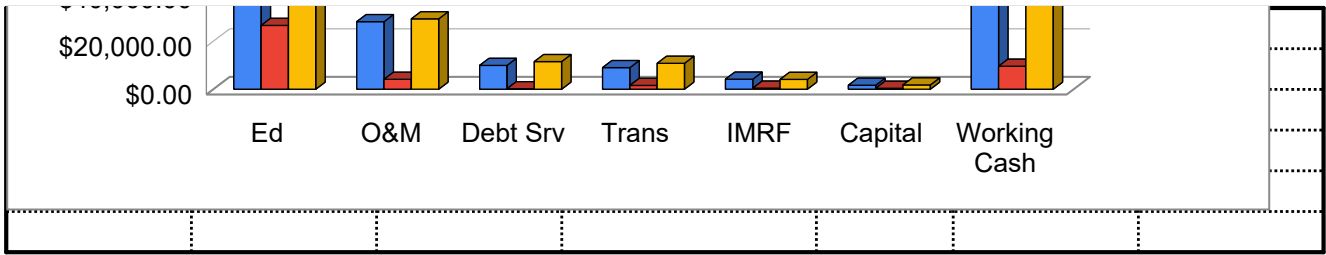
Education	\$8,579,986.22
O&M	\$1,396,470.20
Debt Srvc	\$65,115.54
Transport	\$484,514.18
IMRF	\$151,381.20
Capital	\$133,912.71
Wrkng Csh	\$3,311,225.77

FY 24 Investment Revenue

	Budget	MTD	YTD
Ed	\$176,716.00	\$26,559.43	\$190,157.62
O&M	\$28,127.00	\$4,119.81	\$29,298.11
Debt Srv	\$9,910.00	\$188.06	\$11,496.27
Trans	\$8,988.00	\$1,572.62	\$10,787.75
IMRF	\$4,175.00	\$437.21	\$4,087.64
Capital	\$1,654.00	\$386.76	\$1,778.20
Working Cash	\$63,265.00	\$9,563.20	\$68,146.77
Total	\$292,835.00	\$42,827.09	\$315,752.36

Interest Revenue by Fund





GENERAL FUND					
Type	Settled	Maturity	Description	Cost	Rate
LIQ	12/31/23	n/a	LIQ Account Balance	\$664,397.02	5.315%
MAX	12/31/23	n/a	MAX Account Balance	\$1,222,113.15	5.329%
SDA	12/31/23	n/a	Bank of China, NY	\$1,258,467.02	5.380%
CD	6/12/23	1/5/24	Company, National Association,	\$242,600.00	5.200%
CD	6/12/23	1/5/24	CrossFirst Bank, KS	\$242,700.00	5.200%
SEC	9/12/23	1/9/24	Treasury Bill	\$499,308.35	5.354%
CD	6/12/23	2/5/24	National Association, IL	\$241,600.00	5.198%
CD	6/12/23	2/5/24	Company, National Association,	\$241,600.00	5.198%
SEC	9/12/23	2/8/24	Treasury Bill	\$499,171.43	5.328%
CD	6/12/23	3/5/24	Company, Inc., MO	\$240,750.00	5.149%
CD	6/12/23	3/5/24	Association, WI	\$240,700.00	5.197%
CD	9/8/23	3/15/24	Blanchester, OH	\$243,000.00	5.424%
CD	9/11/23	3/18/24	Bank Hapoalim B.M., NY	\$243,050.00	5.414%
CD	6/12/23	4/5/23	Association, IL	\$239,700.00	5.145%
CD	6/12/23	4/5/23	Association, IL	\$239,700.00	5.145%
CD	9/8/23	4/15/24	Bank 7, OK	\$242,200.00	5.268%
CD	9/8/23	4/15/24	TX	\$242,050.00	5.326%
CD	8/28/23	5/6/24	First Commerical Bank, MS	\$240,850.00	5.389%
CD	9/8/23	5/15/24	Third Coast Bank, SSB, TX	\$241,050.00	5.331%
CD	9/8/23	5/15/24	Association, OK	\$240,950.00	5.342%
CD	6/12/23	6/7/24	Company, National Association,	\$237,700.00	5.144%
CD	6/12/23	6/7/24	NexBank, TX	\$237,800.00	5.136%
CD	6/12/23	6/7/24	Company, National Association,	\$237,700.00	5.144%
CD	6/12/23	6/7/24	Bank, National Association, IL	\$237,700.00	5.144%
CD	8/28/23	7/2/24	Western Alliance Bank, CA	\$239,050.00	5.350%
CD	8/28/23	7/2/24	Preferred Bank, NY	\$239,150.00	5.300%
CD	8/28/23	8/2/24	DMB Community Bank, WI	\$238,100.00	5.311%
CD	8/28/23	8/2/24	5Star Bank, CO	\$238,000.00	5.316%
CD	8/28/23	9/3/24	The Valley State Bank, KS	\$237,100.00	5.290%
CD	8/28/23	9/3/24	American Plus Bank, N.A., CA	\$237,100.00	5.290%
CD	8/28/23	9/3/24	Pacific National Bank, FL	\$237,100.00	5.290%
CD	8/28/23	11/4/24	CIBC Bank USA, MI	\$235,150.00	5.260%
CD	8/28/23	11/4/24	First Bank of Ohio, OH	\$235,100.00	5.293%
CD	8/28/23	12/5/24	Schertz Bank & Trust, TX	\$234,250.00	5.220%
CD	8/28/23	12/5/24	Bank, WI	\$234,250.00	5.222%
CD	8/28/23	12/5/24	Financial Federal Bank, TN	\$233,650.00	5.450%
CD	8/28/23	12/5/24	Cornerstone Bank, NE	\$234,000.00	5.268%
				#####	
2015 WORKING CASH BONDS					
LIQ	12/31/23	n/a	LIQ Account Balance	\$1,078.96	5.315%
MAX	12/31/23	n/a	MAX Account Balance	\$286,283.16	5.329%
CD	12/8/23	12/9/24	Consumers Credit Union, IL	\$236,600.00	5.586%

CD	12/8/23	12/9/24	Global Bank, NY	\$237,500.00	5.187%
CD	12/8/23	12/9/24	ServisFirst Bank, FL	\$237,050.00	5.375%
CD	12/8/23	12/9/24	EagleBank, VA	\$237,100.00	5.361%
CD	12/8/23	6/2/25	GBank, NV	\$232,400.00	5.063%
CD	12/8/23	6/2/25	GBC International Bank, CA	\$233,300.00	4.784%
CD	12/8/23	6/2/25	Truxton Trust Company, TN	\$233,100.00	4.823%
CD	12/8/23	6/2/25	Baxter Credit Union, IL	\$232,050.00	5.137%
CD	12/8/23	6/2/25	Bank, SD	\$232,150.00	5.105%
				\$2,398,612.12	

2017 DEBT CERTIFICATES

LIQ	12/31/23	n/a	LIQ Account Balance	\$1,565.01	5.315%
MAX	12/31/23	n/a	MAX Account Balance	\$466,123.35	5.329%
				\$467,688.36	

INVESTMENTS

#####

By Fund:

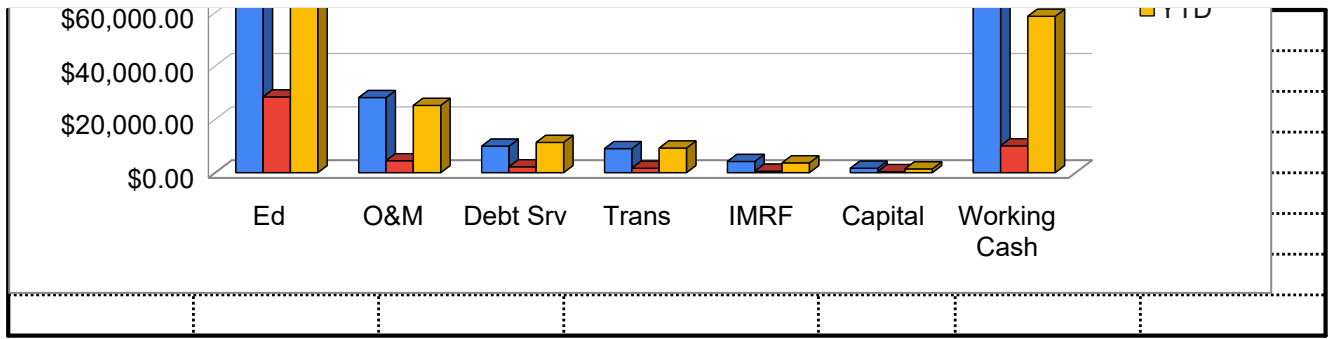
Education	\$9,038,805.51
O&M	\$1,422,350.39
Debt Svc	\$64,927.48
Transport	\$542,941.56
IMRF	\$150,943.99
Capital	\$133,525.95
Wrkng Csh	\$3,301,662.57

FY 23 Investment Revenue

	Budget	MTD	YTD
Ed	\$176,716.00	\$28,361.96	\$163,598.19
O&M	\$28,127.00	\$4,454.07	\$25,178.30
Debt Srv	\$9,910.00	\$2,184.89	\$11,308.21
Trans	\$8,988.00	\$1,640.29	\$9,215.13
IMRF	\$4,175.00	\$550.56	\$3,650.43
Capital	\$1,654.00	\$376.89	\$1,391.44
Working Cash	\$63,265.00	\$10,061.13	\$58,583.57
Total	\$292,835.00	\$47,629.79	\$272,925.27

Interest Revenue by Fund





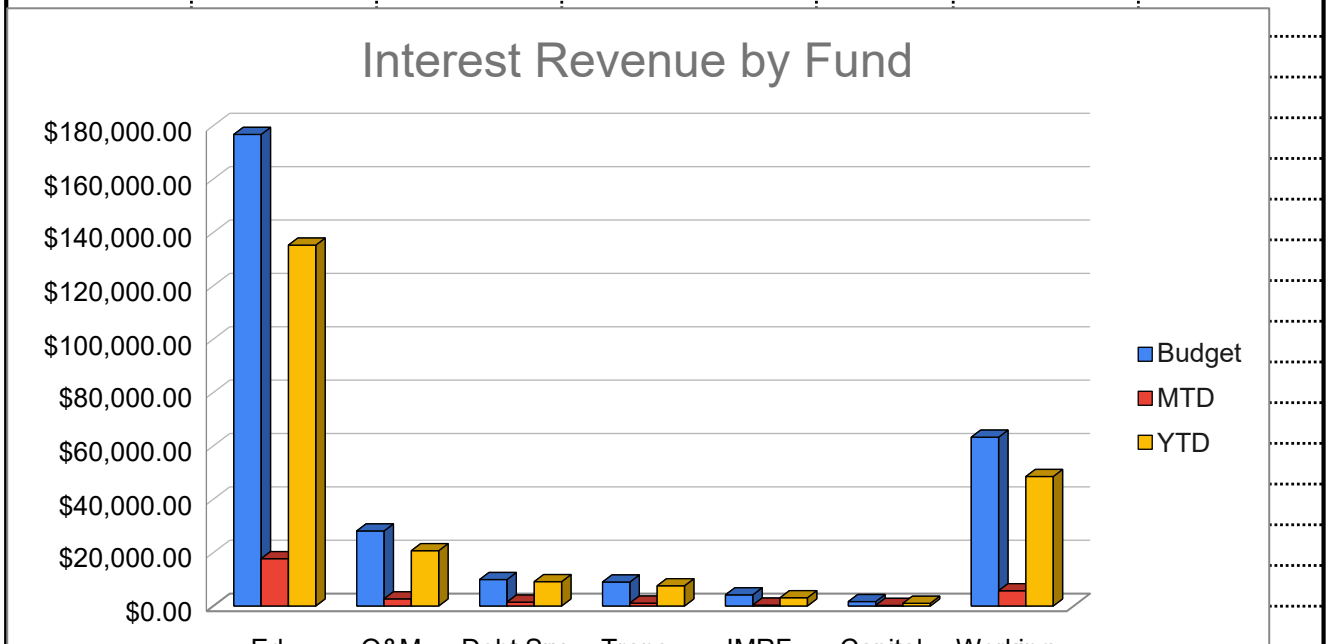
GENERAL FUND					
Type	Settled	Maturity	Description	Cost	Rate
LIQ	11/30/23	n/a	LIQ Account Balance	\$20,731.56	5.325%
MAX	11/30/23	n/a	MAX Account Balance	\$1,074,569.70	5.339%
SDA	11/30/23	n/a	Bank of China, NY	\$1,892,706.55	5.380%
CD	6/12/23	12/5/23	Mortgage, MN	\$243,650.00	5.260%
CD	6/12/23	12/5/23	First National Bank, ME	\$243,650.00	5.260%
CD	6/12/23	12/20/23	Company, National Association,	\$243,150.00	5.260%
CD	6/12/23	12/20/23	Company, National Association,	\$243,200.00	5.260%
CD	6/12/23	1/5/24	Company, National Association,	\$242,600.00	5.200%
CD	6/12/23	1/5/24	CrossFirst Bank, KS	\$242,700.00	5.200%
SEC	9/12/23	1/9/24	Treasury Bill	\$499,308.35	5.354%
CD	6/12/23	2/5/24	National Association, IL	\$241,600.00	5.198%
CD	6/12/23	2/5/24	Company, National Association,	\$241,600.00	5.198%
SEC	9/12/23	2/8/24	Treasury Bill	\$499,171.43	5.328%
CD	6/12/23	3/5/24	Company, Inc., MO	\$240,750.00	5.149%
CD	6/12/23	3/5/24	Association, WI	\$240,700.00	5.197%
CD	9/8/23	3/15/24	Blanchester, OH	\$243,000.00	5.424%
CD	9/11/23	3/18/24	Bank Hapoalim B.M., NY	\$243,050.00	5.414%
CD	6/12/23	4/5/23	Association, IL	\$239,700.00	5.145%
CD	6/12/23	4/5/23	Association, IL	\$239,700.00	5.145%
CD	9/8/23	4/15/24	Bank 7, OK	\$242,200.00	5.268%
CD	9/8/23	4/15/24	TX	\$242,050.00	5.326%
CD	8/28/23	5/6/24	First Commerical Bank, MS	\$240,850.00	5.389%
CD	9/8/23	5/15/24	Third Coast Bank, SSB, TX	\$241,050.00	5.331%
CD	9/8/23	5/15/24	Association, OK	\$240,950.00	5.342%
CD	6/12/23	6/7/24	Company, National Association,	\$237,700.00	5.144%
CD	6/12/23	6/7/24	NexBank, TX	\$237,800.00	5.136%
CD	6/12/23	6/7/24	Company, National Association,	\$237,700.00	5.144%
CD	6/12/23	6/7/24	Bank, National Association, IL	\$237,700.00	5.144%
CD	8/28/23	7/2/24	Western Alliance Bank, CA	\$239,050.00	5.350%
CD	8/28/23	7/2/24	Preferred Bank, NY	\$239,150.00	5.300%
CD	8/28/23	8/2/24	DMB Community Bank, WI	\$238,100.00	5.311%
CD	8/28/23	8/2/24	5Star Bank, CO	\$238,000.00	5.316%
CD	8/28/23	9/3/24	The Valley State Bank, KS	\$237,100.00	5.290%
CD	8/28/23	9/3/24	American Plus Bank, N.A., CA	\$237,100.00	5.290%
CD	8/28/23	9/3/24	Pacific National Bank, FL	\$237,100.00	5.290%
CD	8/28/23	11/4/24	CIBC Bank USA, MI	\$235,150.00	5.260%
CD	8/28/23	11/4/24	First Bank of Ohio, OH	\$235,100.00	5.293%
CD	8/28/23	12/5/24	Schertz Bank & Trust, TX	\$234,250.00	5.220%
CD	8/28/23	12/5/24	Bank, WI	\$234,250.00	5.222%
CD	8/28/23	12/5/24	Financial Federal Bank, TN	\$233,650.00	5.450%
CD	8/28/23	12/5/24	Cornerstone Bank, NE	\$234,000.00	5.268%
				#####	

2015 WORKING CASH BONDS					
LIQ	11/30/23	n/a	LIQ Account Balance	\$1,060,576.10	5.325%
MAX	11/30/23	n/a	MAX Account Balance	\$1,334,600.30	5.339%
				\$2,395,176.40	

2017 DEBT CERTIFICATES					
LIQ	11/30/23	n/a	LIQ Account Balance	\$1,557.88	5.325%
MAX	11/30/23	n/a	MAX Account Balance	\$464,023.11	5.339%
				\$465,580.99	

INVESTMENTS					
				#####	
				By Fund:	
				Education	\$9,166,527.03
				O&M	\$1,456,292.91
				Debt Srvc	\$714,367.09
				Transport	\$536,306.40
				IMRF	\$180,010.81
				Capital	\$123,227.18
				Wrkng Csh	\$3,289,563.56

FY 23 Investment Revenue			
	Budget	MTD	YTD
Ed	\$176,716.00	\$17,730.88	\$135,236.23
O&M	\$28,127.00	\$2,669.00	\$20,724.23
Debt Srv	\$9,910.00	\$1,444.13	\$9,123.32
Trans	\$8,988.00	\$1,080.73	\$7,574.84
IMRF	\$4,175.00	\$330.56	\$3,099.87
Capital	\$1,654.00	\$213.68	\$1,014.55
Working Cash	\$63,265.00	\$5,701.96	\$48,522.44
Total	\$292,835.00	\$29,170.94	\$225,295.48



Ed	O&M	Debt Srv	Trans	IMRF	Capital	working Cash	

GENERAL FUND

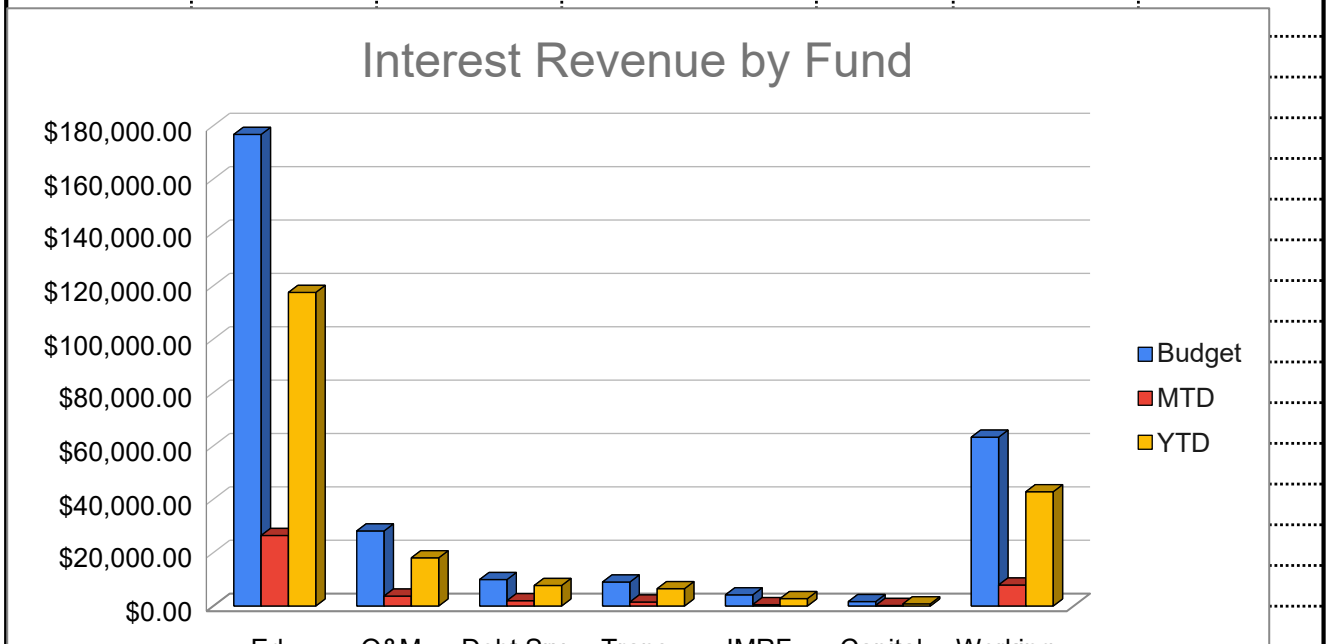
Type	Settled	Maturity	Description	Cost	Rate
LIQ	10/31/23	n/a	LIQ Account Balance	\$20,641.23	5.295%
MAX	10/31/23	n/a	MAX Account Balance	\$2,268,980.32	5.309%
SDA	10/31/23	n/a	Bank of China, NY	\$1,884,374.05	5.380%
CD	6/12/23	12/5/23	Mortgage, MN	\$243,650.00	5.260%
CD	6/12/23	12/5/23	First National Bank, ME	\$243,650.00	5.260%
CD	6/12/23	12/20/23	Company, National Association,	\$243,150.00	5.260%
CD	6/12/23	12/20/23	Company, National Association,	\$243,200.00	5.260%
CD	6/12/23	1/5/24	Company, National Association,	\$242,600.00	5.200%
CD	6/12/23	1/5/24	CrossFirst Bank, KS	\$242,700.00	5.200%
SEC	9/12/23	1/9/24	Treasury Bill	\$499,308.35	5.354%
CD	6/12/23	2/5/24	National Association, IL	\$241,600.00	5.198%
CD	6/12/23	2/5/24	Company, National Association,	\$241,600.00	5.198%
SEC	9/12/23	2/8/24	Treasury Bill	\$499,171.43	5.328%
CD	6/12/23	3/5/24	Company, Inc., MO	\$240,750.00	5.149%
CD	6/12/23	3/5/24	Association, WI	\$240,700.00	5.197%
CD	9/8/23	3/15/24	Blanchester, OH	\$243,000.00	5.424%
CD	9/11/23	3/18/24	Bank Hapoalim B.M., NY	\$243,050.00	5.414%
CD	6/12/23	4/5/23	Association, IL	\$239,700.00	5.145%
CD	6/12/23	4/5/23	Association, IL	\$239,700.00	5.145%
CD	9/8/23	4/15/24	Bank 7, OK	\$242,200.00	5.268%
CD	9/8/23	4/15/24	TX	\$242,050.00	5.326%
CD	8/28/23	5/6/24	First Commerical Bank, MS	\$240,850.00	5.389%
CD	9/8/23	5/15/24	Third Coast Bank, SSB, TX	\$241,050.00	5.331%
CD	9/8/23	5/15/24	Association, OK	\$240,950.00	5.342%
CD	6/12/23	6/7/24	Company, National Association,	\$237,700.00	5.144%
CD	6/12/23	6/7/24	NexBank, TX	\$237,800.00	5.136%
CD	6/12/23	6/7/24	Company, National Association,	\$237,700.00	5.144%
CD	6/12/23	6/7/24	Bank, National Association, IL	\$237,700.00	5.144%
CD	8/28/23	7/2/24	Western Alliance Bank, CA	\$239,050.00	5.350%
CD	8/28/23	7/2/24	Preferred Bank, NY	\$239,150.00	5.300%
CD	8/28/23	8/2/24	DMB Community Bank, WI	\$238,100.00	5.311%
CD	8/28/23	8/2/24	5Star Bank, CO	\$238,000.00	5.316%
CD	8/28/23	9/3/24	The Valley State Bank, KS	\$237,100.00	5.290%
CD	8/28/23	9/3/24	American Plus Bank, N.A., CA	\$237,100.00	5.290%
CD	8/28/23	9/3/24	Pacific National Bank, FL	\$237,100.00	5.290%
CD	8/28/23	11/4/24	CIBC Bank USA, MI	\$235,150.00	5.260%
CD	8/28/23	11/4/24	First Bank of Ohio, OH	\$235,100.00	5.293%
CD	8/28/23	12/5/24	Schertz Bank & Trust, TX	\$234,250.00	5.220%
CD	8/28/23	12/5/24	Bank, WI	\$234,250.00	5.222%
CD	8/28/23	12/5/24	Financial Federal Bank, TN	\$233,650.00	5.450%
CD	8/28/23	12/5/24	Cornerstone Bank, NE	\$234,000.00	5.268%
				#####	

2015 WORKING CASH BONDS					
LIQ	10/31/23	n/a	LIQ Account Balance	\$1,055,954.74	5.295%
MAX	10/31/23	n/a	MAX Account Balance	\$1,328,769.72	5.309%
				\$2,384,724.46	

2017 DEBT CERTIFICATES					
LIQ	10/31/23	n/a	LIQ Account Balance	\$1,550.98	5.295%
MAX	10/31/23	n/a	MAX Account Balance	\$461,995.90	5.309%
				\$463,546.88	

INVESTMENTS					
				#####	
				By Fund:	
				Education	#####
				O&M	\$1,536,545.19
				Debt Srvc	\$831,383.45
				Transport	\$622,178.52
				IMRF	\$190,303.07
				Capital	\$123,013.50
				Wrkng Csh	\$3,282,618.38

FY 23 Investment Revenue			
	Budget	MTD	YTD
Ed	\$176,716.00	\$26,418.34	\$117,505.35
O&M	\$28,127.00	\$3,714.78	\$18,055.23
Debt Srv	\$9,910.00	\$1,980.39	\$7,679.19
Trans	\$8,988.00	\$1,484.43	\$6,494.11
IMRF	\$4,175.00	\$503.33	\$2,769.31
Capital	\$1,654.00	\$194.02	\$800.87
Working Cash	\$63,265.00	\$7,861.15	\$42,820.48
Total	\$292,835.00	\$42,156.44	\$196,124.54

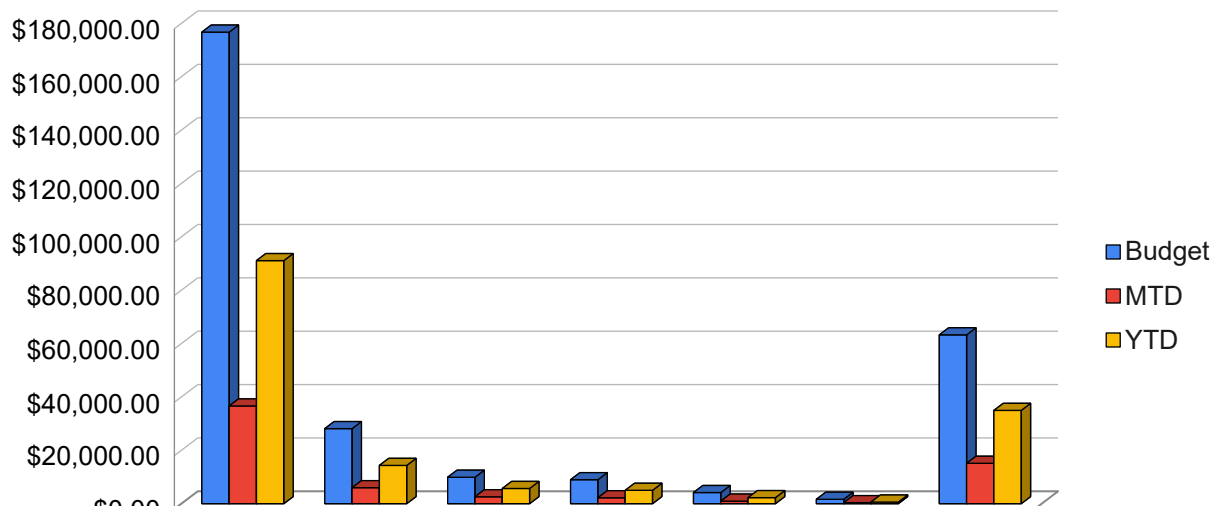


Ed	O&M	Debt Srv	Trans	IMRF	Capital	working Cash	

GENERAL FUND					
Type	Settled	Maturity	Description	Cost	Rate
LIQ	9/30/23	n/a	LIQ Account Balance	\$361.69	5.282%
MAX	9/30/23	n/a	MAX Account Balance	\$2,866,327.22	5.296%
SDA	9/30/23	n/a	Bank of China, NY	\$1,875,802.86	5.380%
CD	9/1/22	10/2/23	Servisfirst Bank, FL	\$240,900.00	3.339%
CD	6/12/23	12/5/23	Mortgage, MN	\$243,650.00	5.260%
CD	6/12/23	12/5/23	First National Bank, ME	\$243,650.00	5.260%
CD	6/12/23	12/20/23	Company, National Association,	\$243,150.00	5.260%
CD	6/12/23	12/20/23	Company, National Association,	\$243,200.00	5.260%
CD	6/12/23	1/5/24	Company, National Association,	\$242,600.00	5.200%
CD	6/12/23	1/5/24	CrossFirst Bank, KS	\$242,700.00	5.200%
SEC	9/12/23	1/9/24	Treasury Bill	\$499,308.35	5.354%
CD	6/12/23	2/5/24	National Association, IL	\$241,600.00	5.198%
CD	6/12/23	2/5/24	Company, National Association,	\$241,600.00	5.198%
SEC	9/12/23	2/8/24	Treasury Bill	\$499,171.43	5.328%
CD	6/12/23	3/5/24	Company, Inc., MO	\$240,750.00	5.149%
CD	6/12/23	3/5/24	Association, WI	\$240,700.00	5.197%
CD	9/8/23	3/15/24	Blanchester, OH	\$243,000.00	5.424%
CD	9/11/23	3/18/24	Bank Hapoalim B.M., NY	\$243,050.00	5.414%
CD	6/12/23	4/5/23	Association, IL	\$239,700.00	5.145%
CD	6/12/23	4/5/23	Association, IL	\$239,700.00	5.145%
CD	9/8/23	4/15/24	Bank 7, OK	\$242,200.00	5.268%
CD	9/8/23	4/15/24	TX	\$242,050.00	5.326%
CD	8/28/23	5/6/24	First Commerical Bank, MS	\$240,850.00	5.389%
CD	9/8/23	5/15/24	Third Coast Bank, SSB, TX	\$241,050.00	5.331%
CD	9/8/23	5/15/24	Association, OK	\$240,950.00	5.342%
CD	6/12/23	6/7/24	Company, National Association,	\$237,700.00	5.144%
CD	6/12/23	6/7/24	NexBank, TX	\$237,800.00	5.136%
CD	6/12/23	6/7/24	Company, National Association,	\$237,700.00	5.144%
CD	6/12/23	6/7/24	Bank, National Association, IL	\$237,700.00	5.144%
CD	8/28/23	7/2/24	Western Alliance Bank, CA	\$239,050.00	5.350%
CD	8/28/23	7/2/24	Preferred Bank, NY	\$239,150.00	5.300%
CD	8/28/23	8/2/24	DMB Community Bank, WI	\$238,100.00	5.311%
CD	8/28/23	8/2/24	5Star Bank, CO	\$238,000.00	5.316%
CD	8/28/23	9/3/24	The Valley State Bank, KS	\$237,100.00	5.290%
CD	8/28/23	9/3/24	American Plus Bank, N.A., CA	\$237,100.00	5.290%
CD	8/28/23	9/3/24	Pacific National Bank, FL	\$237,100.00	5.290%
CD	8/28/23	11/4/24	CIBC Bank USA, MI	\$235,150.00	5.260%
CD	8/28/23	11/4/24	First Bank of Ohio, OH	\$235,100.00	5.293%
CD	8/28/23	12/5/24	Schertz Bank & Trust, TX	\$234,250.00	5.220%
CD	8/28/23	12/5/24	Bank, WI	\$234,250.00	5.222%
CD	8/28/23	12/5/24	Financial Federal Bank, TN	\$233,650.00	5.450%
CD	8/28/23	12/5/24	Cornerstone Bank, NE	\$234,000.00	5.268%

2015 WORKING CASH BONDS					
LIQ	9/30/23	n/a	LIQ Account Balance	\$1,051,227.15	5.282%
MAX	9/30/23	n/a	MAX Account Balance	\$1,322,805.66	5.296%
				\$2,374,032.81	
2017 DEBT CERTIFICATES					
LIQ	9/30/23	n/a	LIQ Account Balance	\$411,621.68	5.282%
MAX	9/30/23	n/a	MAX Account Balance	\$36.45	5.296%
				\$411,658.13	
INVESTMENTS					
				By Fund:	
				Education	#####
				O&M	\$1,547,000.67
				Debt Srvc	\$824,722.56
				Transport	\$618,184.59
				IMRF	\$209,607.50
				Capital	\$80,797.41
				Wrkng Csh	\$3,273,733.37
FY 23 Investment Revenue					
	Budget	MTD	YTD		
Ed	\$176,716.00	\$36,625.61	\$91,087.01		
O&M	\$28,127.00	\$5,989.59	\$14,340.45		
Debt Srv	\$9,910.00	\$2,578.15	\$5,698.80		
Trans	\$8,988.00	\$2,211.43	\$5,009.68		
IMRF	\$4,175.00	\$957.32	\$2,265.98		
Capital	\$1,654.00	\$380.63	\$606.85		
Working Cash	\$63,265.00	\$15,136.43	\$34,959.33		
Total	\$292,835.00	\$63,879.16	\$153,968.10		

Interest Revenue by Fund



GENERAL FUND					
Type	Settled	Maturity	Description	Cost	Rate
LIQ	8/31/23	n/a	LIQ Account Balance	\$931.49	5.281%
MAX	8/31/23	n/a	MAX Account Balance	\$158,082.09	5.295%
SDA	8/31/23	n/a	Bank of China, NY	\$1,867,544.76	5.380%
SEC	9/12/23	9/8/23	Fed Home Ln Discount NT	\$748,724.46	3.500%
CD	9/9/22	9/11/23	Bank Hapoalim, NY	\$241,200.00	3.490%
CD	9/1/22	10/2/23	Servisfirst Bank, FL	\$240,900.00	3.339%
CD	6/12/23	12/5/23	Mortgage, MN	\$243,650.00	5.260%
CD	6/12/23	12/5/23	First National Bank, ME	\$243,650.00	5.260%
CD	6/12/23	12/20/23	Company, National Association,	\$243,150.00	5.260%
CD	6/12/23	12/20/23	Company, National Association,	\$243,200.00	5.260%
CD	6/12/23	1/5/24	Company, National Association,	\$242,600.00	5.200%
CD	6/12/23	1/5/24	CrossFirst Bank, KS	\$242,700.00	5.200%
CD	6/12/23	2/5/24	National Association, IL	\$241,600.00	5.198%
CD	6/12/23	2/5/24	Company, National Association,	\$241,600.00	5.198%
CD	6/12/23	3/5/24	Company, Inc., MO	\$240,750.00	5.149%
CD	6/12/23	3/5/24	Association, WI	\$240,700.00	5.197%
CD	6/12/23	4/5/23	Association, IL	\$239,700.00	5.145%
CD	6/12/23	4/5/23	Association, IL	\$239,700.00	5.145%
CD	8/28/23	5/6/24	First Commerical Bank, MS	\$240,850.00	5.389%
CD	6/12/23	6/7/24	Company, National Association,	\$237,700.00	5.144%
CD	6/12/23	6/7/24	NexBank, TX	\$237,800.00	5.136%
CD	6/12/23	6/7/24	Company, National Association,	\$237,700.00	5.144%
CD	6/12/23	6/7/24	Bank, National Association, IL	\$237,700.00	5.144%
CD	8/28/23	7/2/24	Western Alliance Bank, CA	\$239,050.00	5.350%
CD	8/28/23	7/2/24	Preferred Bank, NY	\$239,150.00	5.300%
CD	8/28/23	8/2/24	DMB Community Bank, WI	\$238,100.00	5.311%
CD	8/28/23	8/2/24	5Star Bank, CO	\$238,000.00	5.316%
CD	8/28/23	9/3/24	The Valley State Bank, KS	\$237,100.00	5.290%
CD	8/28/23	9/3/24	American Plus Bank, N.A., CA	\$237,100.00	5.290%
CD	8/28/23	9/3/24	Pacific National Bank, FL	\$237,100.00	5.290%
CD	8/28/23	10/2/24	Zions Bancorporation, N.A., CO	\$235,750.00	5.404%
CD	8/28/23	11/4/24	CIBC Bank USA, MI	\$235,150.00	5.260%
CD	8/28/23	11/4/24	First Bank of Ohio, OH	\$235,100.00	5.293%
CD	8/28/23	12/5/24	Schertz Bank & Trust, TX	\$234,250.00	5.220%
CD	8/28/23	12/5/24	Bank, WI	\$234,250.00	5.222%
CD	8/28/23	12/5/24	Financial Federal Bank, TN	\$233,650.00	5.450%
CD	8/28/23	12/5/24	Cornerstone Bank, NE	\$234,000.00	5.268%
				#####	
2015 WORKING CASH BONDS					
LIQ	8/31/23	n/a	LIQ Account Balance	\$1,046,683.30	5.281%
MAX	8/31/23	n/a	MAX Account Balance	\$1,317,072.88	5.295%
				\$2,363,756.18	

2017 DEBT CERTIFICATES

LIQ	8/31/23	n/a	LIQ Account Balance	\$409,842.50	5.281%
MAX	8/31/23	n/a	MAX Account Balance	\$36.15	5.295%
				\$409,878.65	

INVESTMENTS

#####

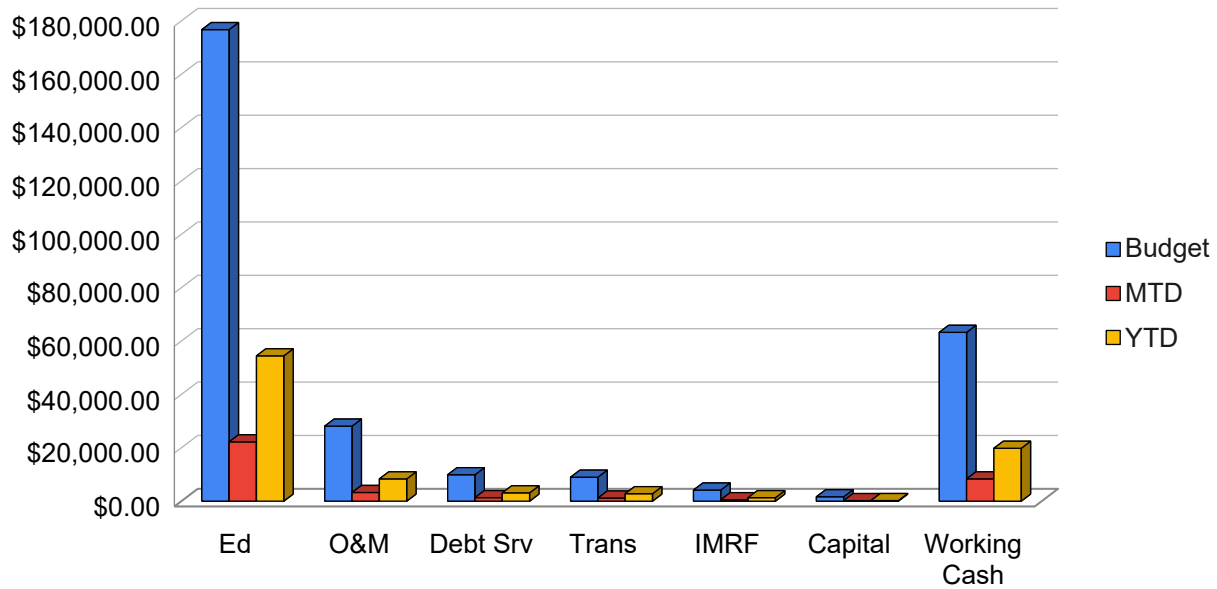
By Fund:

Education	\$7,675,604.99
O&M	\$1,265,432.78
Debt Svc	\$544,690.86
Transport	\$467,213.47
IMRF	\$202,254.77
Capital	\$80,416.78
Wrkgng Csh	\$3,197,903.98

FY 23 Investment Revenue

	Budget	MTD	YTD
Ed	\$176,716.00	\$22,227.93	\$54,461.40
O&M	\$28,127.00	\$3,253.22	\$8,350.86
Debt Srv	\$9,910.00	\$1,324.39	\$3,120.65
Trans	\$8,988.00	\$1,169.09	\$2,798.25
IMRF	\$4,175.00	\$551.95	\$1,308.66
Capital	\$1,654.00	\$210.72	\$226.22
Working Cash	\$63,265.00	\$8,357.03	\$19,822.90
Total	\$292,835.00	\$37,094.33	\$90,088.94

Interest Revenue by Fund



GENERAL FUND					
Type	Settled	Maturity	Description	Cost	Rate
LIQ	7/31/23	n/a	LIQ Account Balance	\$515,477.99	5.119%
MAX	7/31/23	n/a	MAX Account Balance	\$3,821,859.92	5.135%
SDA	7/31/23	n/a	Bank of China, NY	\$1,859,163.76	5.300%
SEC	9/12/23	9/8/23	Fed Home Ln Discount NT	\$748,724.46	3.500%
CD	9/9/22	9/11/23	Bank Hapoalim, NY	\$241,200.00	3.490%
CD	9/1/22	10/2/23	Servisfirst Bank, FL	\$240,900.00	3.339%
CD	6/12/23	12/5/23	Mortgage, MN	\$243,650.00	5.260%
CD	6/12/23	12/5/23	First National Bank, ME	\$243,650.00	5.260%
CD	6/12/23	12/20/23	Company, National Association,	\$243,150.00	5.260%
CD	6/12/23	12/20/23	Company, National Association,	\$243,200.00	5.260%
CD	6/12/23	1/5/24	Company, National Association,	\$242,600.00	5.200%
CD	6/12/23	1/5/24	CrossFirst Bank, KS	\$242,700.00	5.200%
CD	6/12/23	2/5/24	National Association, IL	\$241,600.00	5.198%
CD	6/12/23	2/5/24	Company, National Association,	\$241,600.00	5.198%
CD	6/12/23	3/5/24	Company, Inc., MO	\$240,750.00	5.149%
CD	6/12/23	3/5/24	Association, WI	\$240,700.00	5.197%
CD	6/12/23	4/5/23	Association, IL	\$239,700.00	5.145%
CD	6/12/23	4/5/23	Association, IL	\$239,700.00	5.145%
CD	6/12/23	6/7/24	Company, National Association,	\$237,700.00	5.144%
CD	6/12/23	6/7/24	NexBank, TX	\$237,800.00	5.136%
	6/12/23	6/7/24	Company, National Association,	\$237,700.00	5.144%
	6/12/23	6/7/24	Bank, National Association, IL	\$237,700.00	5.144%
				#####	
2015 WORKING CASH BONDS					
LIQ	7/31/23	n/a	LIQ Account Balance	\$1,042,009.43	5.119%
MAX	7/31/23	n/a	MAX Account Balance	\$1,311,176.87	5.135%
				\$2,353,186.30	
2017 DEBT CERTIFICATES					
LIQ	7/31/23	n/a	LIQ Account Balance	\$408,012.39	5.119%
MAX	7/31/23	n/a	MAX Account Balance	\$35.84	5.135%
				\$408,048.23	
				#####	
INVESTMENTS					
				By Fund:	
				Education	\$8,383,819.70
				O&M	\$1,238,281.76
				Debt Svc	\$504,108.02
				Transport	\$444,995.54
				IMRF	\$210,090.42
				Capital	\$80,206.06
				Wrkng Csh	\$3,180,959.16
FY 23 Investment Revenue					

	Budget	MTD	YTD
Ed	\$176,716.00	\$32,233.47	\$32,233.47
O&M	\$28,127.00	\$5,097.64	\$5,097.64
Debt Srv	\$9,910.00	\$1,796.26	\$1,796.26
Trans	\$8,988.00	\$1,629.16	\$1,629.16
IMRF	\$4,175.00	\$756.71	\$756.71
Capital	\$1,654.00	\$15.50	\$15.50
Working Cash	\$63,265.00	\$11,465.87	\$11,465.87
Total	\$292,835.00	\$52,994.61	\$52,994.61

Interest Revenue by Fund

