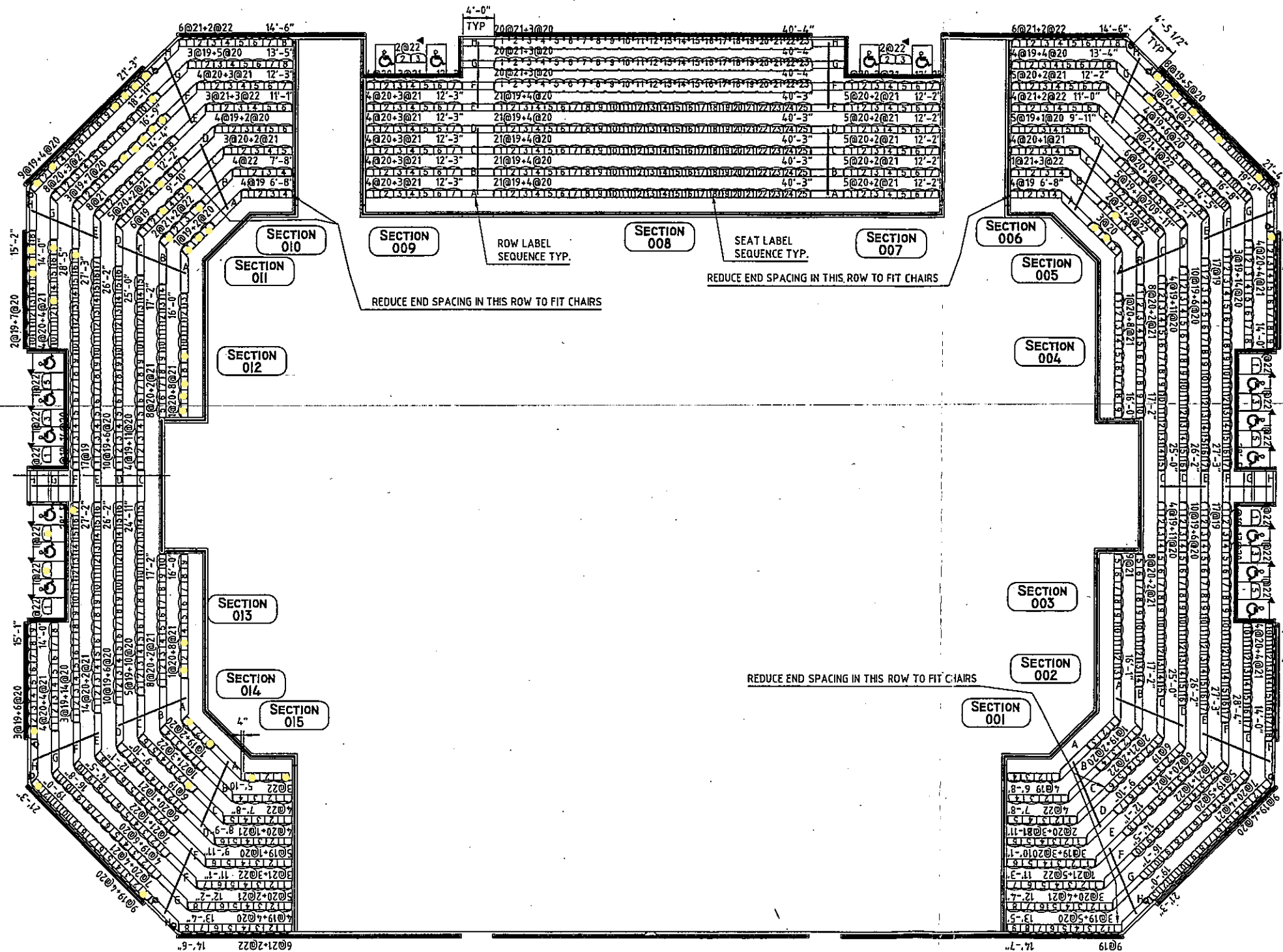


All highlighted seats have cracked seat bottoms and will be replaced with any good seat bottoms pulled from sections 006 - 010

Replace all plastic seats in Sections 006 - 010

Replace all upholstered seat bottoms in Section 008

NOTE:
IT IS THE RESPONSIBILITY OF THE OWNER AND ARCHITECT TO PROVIDE SEATING AND ACCESSIBLE PATHS OF TRAVEL THAT CONFORM TO THE REQUIREMENTS OF THE AMERICANS WITH DISABILITIES ACT TITLE III TO ACCOMMODATE INDIVIDUALS WITH DISABILITIES. THE OWNER AND ARCHITECT ARE REQUIRED TO CONSULT THE FEDERAL STATUTE CFR PART 36 FOR REGULATIONS PERTAINING TO ACCESSIBLE SEATING FOR AMERICANS WITH DISABILITIES.



SEATING LAYOUT

SCALE: 1/8" = 1'-0"

- NOTES:
- FEDERAL ADA CODE REQUIRES:
 - ALL WHEELCHAIR SPACES TO HAVE ONE FIXED COMPANION CHAIR PER SPACE
 - ALL WHEELCHAIR SPACES TO BE LOCATED ON A LEVEL SURFACE
 - 12 WHEELCHAIR SPACES REQUIRED FOR THIS QUANTITY OF SEATS.
 - PLEASE VERIFY THE FOLLOWING:
 - SEATING LAYOUT & QUANTITY
 - ADA ARM LOCATIONS
 - WHEELCHAIR LOCATIONS
 - ROW LABEL / SEAT LABEL SEQUENCE
 - PLEASE SHOW AND DIMENSION ANY OBSTRUCTION NOT SHOWN THAT MIGHT INTERFERE WITH THE INSTALLATION OF SEATS
 - PLEASE COUNT AND VERIFY CORRECT NUMBER OF ROWS ARE SHOWN ON PLAN OF SEATING
 - LAYOUT WAS SCALED FROM A PAPER DRAWING. FIELD VERIFIED DIMENSIONS COULD VARY CONSIDERABLY.

NOTE: DIMENSIONS ON THIS DRAWING ARE FOR SEATING LAYOUT PURPOSES ONLY

STANCHION TYPES BY ROW:

SOME ROWS MAY NEED TO HAVE THE END SPACING REDUCED IN ORDER TO ACCOMMODATE THE SEATS PROVIDED

- MEDALLION SEATING - ROWS A THRU H ARE MEDALLION HIGH RISE STANCHIONS
- CONCORDIA SEATING - ROWS F THRU H IN SECTION 008 ARE CONCORDIA LOW RISE STANCHIONS W/15° BACK PITCH
- COMPANION SEATING - MEDALLION FLOOR MOUNT STANCHIONS

FINAL APPROVED LAYOUT - FOR INSTALLATION

LEGEND

MEDALLION

- STANDARD SEATING
 - ADA STANCHION
 - WHEELCHAIR SPACE
- ##### CONCORDIA
- STANDARD SEATING
 - ADA STANCHION
 - WHEELCHAIR SPACE

PLEASE NOTE

THIS IS A GENERAL LEGEND, SOME OF THE SYMBOLS SHOWN MAY NOT PERTAIN TO THIS JOB

MEDALLION SPACING INFORMATION

ROW SPACING = 2'-9"

CLEAR SPACE

SEAT UP = 1'-7"
SEAT DOWN = 0'-9 1/2"

CONCORDIA 15° BACK PITCH SPACING INFORMATION

ROW SPACING = 2'-9"

CLEAR SPACE

SEAT UP = 1'-2 1/2"
SEAT DOWN = 0'-7 3/4"

MEDALLION SEATING SUMMARY

SIZE	QUANTITY
18"	0
19"	365
20"	445
21"	193
22"	65
TOTAL:	1068

CONCORDIA SEATING SUMMARY

SIZE	QUANTITY
18"	0
19"	0
20"	9
21"	60
22"	0
TOTAL:	69

WHEELCHAIR LOC. = 16
A.D.A. LOC. = 12

HUSSEY SEATING COMPANY
HUSSEY
Your partner for seating solutions
38 DYER STREET EXT.
NORTH BERWICK, ME 03906
TELEPHONE: (207) 676-2271 FAX: (207) 676-0444

LEE COLLEGE
ARENA
BAYTOWN, TX

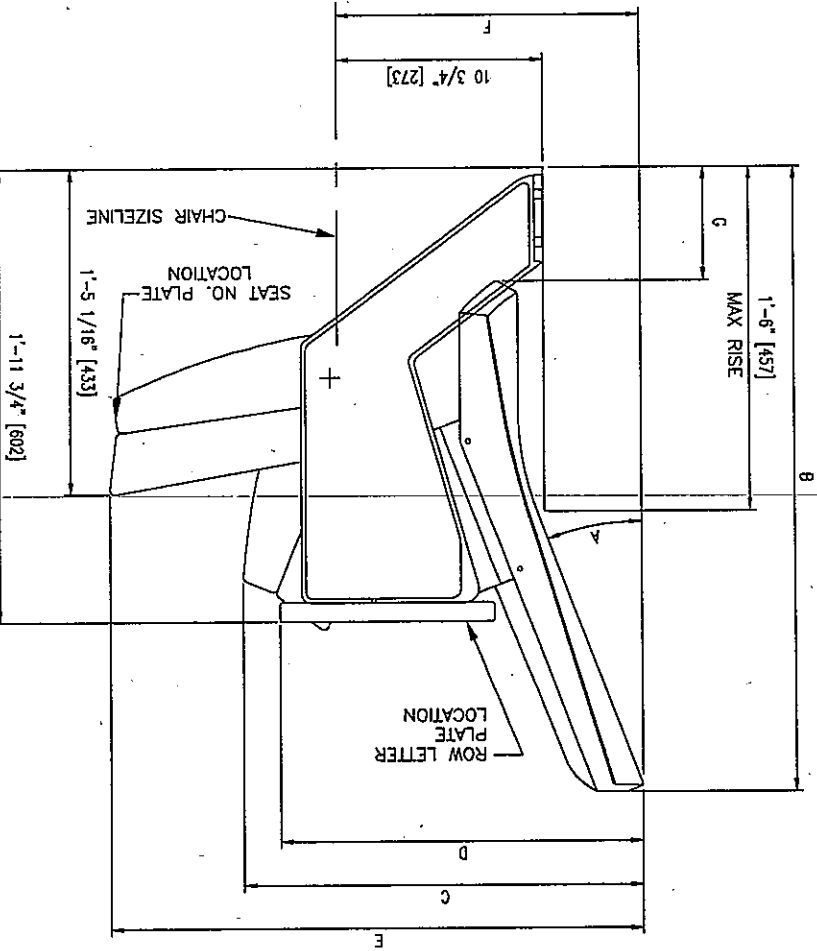
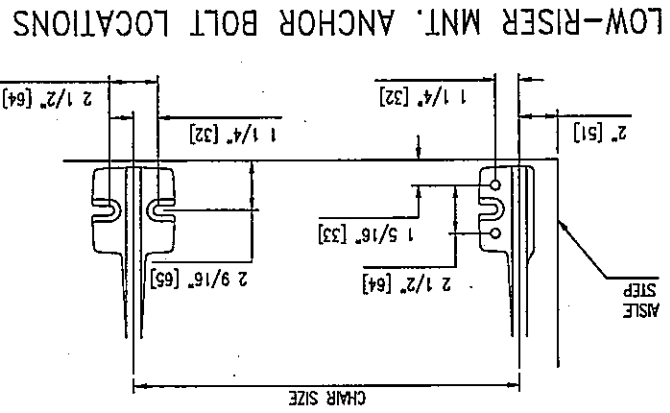
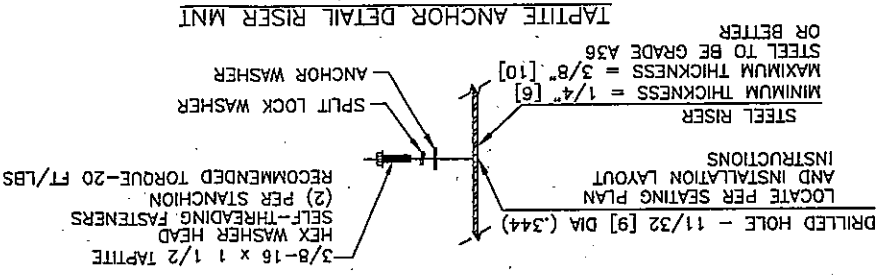
The layout shown is drawn per Hussey Seating Company interpretation of:
SBC '97
If the applicable code is different than the stated code please provide correct code information.

REV	DATE	DESCRIPTION
1	7/11/02	INCORPORATED FIELD CHECK
2	6/10/02	INCREASED SEAT COUNT PER CONTRACT REQUIREMENT
3	6/10/02	ORIGINAL

DEALER:
SPECIALTY SUPPLY
DRAWN BY:
J. MAHONEY
SHEET TITLE:
SEATING LAYOUT

HUSSEY ORDER No. 20079
FILE NAME: 20079SP01
SHEET No.: 1 of 4

HUSSEY SEATING COMPANY STRIVES TO CONTINUOUSLY IMPROVE ITS PRODUCT AND MANUFACTURING METHODS. THE COMPANY RESERVES THE RIGHT TO MAKE CHANGES WITHOUT NOTICE WHEN, IN THE OPINION OF THE COMPANY, SUCH CHANGES IMPROVE THE PRODUCT OR ITS PERFORMANCE.



CONCORDIA

NOT DRAWN TO SCALE

A	15	33 3/8" [848]	18 1/2" [470]	16 3/4" [425]	25 1/4" [641]	13 1/2" [343]	6 1/2" [165]
B	33 3/8" [848]	18 1/2" [470]	16 3/4" [425]	25 1/4" [641]	13 1/2" [343]	6 1/2" [165]	6 1/2" [165]
C	33 3/8" [848]	18 1/2" [470]	16 3/4" [425]	25 1/4" [641]	13 1/2" [343]	6 1/2" [165]	6 1/2" [165]
D	33 3/8" [848]	18 1/2" [470]	16 3/4" [425]	25 1/4" [641]	13 1/2" [343]	6 1/2" [165]	6 1/2" [165]
E	33 3/8" [848]	18 1/2" [470]	16 3/4" [425]	25 1/4" [641]	13 1/2" [343]	6 1/2" [165]	6 1/2" [165]
F	33 3/8" [848]	18 1/2" [470]	16 3/4" [425]	25 1/4" [641]	13 1/2" [343]	6 1/2" [165]	6 1/2" [165]
G	33 3/8" [848]	18 1/2" [470]	16 3/4" [425]	25 1/4" [641]	13 1/2" [343]	6 1/2" [165]	6 1/2" [165]

- A = BACK PITCH
B = BACK HEIGHT
C = SEAT IN UP POSITION
D = PLASTIC ARMREST
E = SEAT IN DOWN POSITION
F = CHAIR SIZELINE TO BACK
G = FLOOR TO BOTTOM OF BACK

GENERAL NOTES:

1. ALL FLOORS, SLABS, AND RISERS CONSTRUCTED OF CONCRETE (PRE-CAST OR POURED) MUST MEET THE FOLLOWING CRITERIA:

a. FLOOR/SLAB MUST BE 4" [102] THICK MIN., WITH THE TOP 2" [51] CLEAR OF ANY OBSTRUCTIONS (REBAR, MESHING, ETC.).

b. RISERS MUST BE 4 1/2" [114] THICK MIN., WITH THE FIRST 2 1/2" [64] ALONG THE FACE CLEAR OF ANY OBSTRUCTIONS (REBAR, MESHING, ETC.).

c. ALL CONCRETE MUST HAVE A MINIMUM STRENGTH OF 3,000 P.S.I. FOR NORMAL WEIGHT AGGREGATE AND 5,000 PSI FOR LIGHT WEIGHT AGGREGATE IN ORDER TO OBTAIN PROPER ANCHOR ATTACHMENT.

d. ALL STEEL FLOOR/RISERS MUST BE 1/4" [6] MIN TO 3/8" [10] MAX THICK GRADE A36 STEEL.

2. ALL FLOORS CONSTRUCTED OF WOOD MUST BE A SOLID 1 1/2" [38] THICK MIN.

3. ALL ROW LENGTHS INDICATED ON THE PLAN OF SEATING INCLUDE END SPACING AS STATED IN THE CRITERIA BELOW. ALL TO HAVE 2" [51] (4" [102] TOTAL) EXCEPT FOR CAST IRON STANCHIONS WITH POCKET END PANELS WHICH HAVE 3 1/2" [89] (7" [178] TOTAL) (CAST IRON STANCHIONS WITH CONVENTIONAL AISLE LIGHTS REQUIRE POCKET END PANELS).

4. T.B.D. = TO BE DETERMINED. (PLEASE SUPPLY INFO.)

5. N/A = NOT APPLICABLE TO THIS JOB.

FINISH SCHEDULE	
FABRIC	COLOR: GARNET #888
ENAMEL	COLOR: 187 BRIGHT RED
PLASTIC	COLOR: 187 BRIGHT RED
STAIN	COLOR: N/A
LAMINATE	COLOR: N/A
EDGE	N/A
VEENER	COLOR: N/A
LACQUER	COLOR: N/A
BACKS	
CONCORDIA/DESIGNER SERIES	
INNER PLATES	
■ 1 PIECE □ 2 PIECE	
■ NON-BOXED □ BOXED	
■ 1 1/4" FOAM ■ 2" FOAM □ 3" FOAM	
OVERLY PLATES	
■ PLASTIC □ VEENER □ UPHOLSTERED	
□ UV. PROTECTION □ LAMINATE	
SEATS	
CONCORDIA/DESIGNER SERIES	
SEAT CUSHION	
■ UPHOLSTERED □ UPHOLSTERED (FULLY ENVELOPED)	
■ 3" FOAM □ 4" FOAM	
■ 3/4 FOLD □ FULL FOLD	
END PANELS	
QUANTITY	
R.H.: N/A	
L.H.: N/A	
TYPE: INTEGRAL CAST	
FINISH: POWDER COAT	
ARMRESTS	
ENDS: PLASTIC	
CENTERS: PLASTIC	
RH ADJ: N/A	
LH ADJ: N/A	
□ UV. PROTECTION	
TABLET ARMS	
QUANTITY	
R.H.: N/A	
L.H.: N/A	
FINISH: N/A	
COVER TYPE: N/A	
FINISH: N/A	
MISC.	
■ SEAT #'s ■ ROW LETTERS	
REMOVABLE BASES	
BASES	
1 CHAIR N/A	
2 CHAIR N/A	
3 CHAIR N/A	
FIRE BARRIER □	
SPARES	
PLEASE SUPPLY:	
ANCHORS	
■ CONCRETE □ WOOD	
■ BY HUSSEY □ BY OTHERS	

LEE COLLEGE
ARENA
BAYTOWN, TX

HUSSEY SEATING COMPANY
38 DYER STREET EX.
NORTH BERWICK, ME 02906
TELEPHONE: (207) 676-2271 FAX: (207) 676-0444

DEALER: SPECIALTY SUPPLY
1. MAHONEY
201390102
FILE NAME: 201390102
SHEET NO.: 4 of 4

REVISIONS
DATE
BY
REASON
0
6/21/02
JMM
REVISED FINISH INFORMATION