



ISDLAF+ Monthly Statement

(10385-116) GENERAL FUND

Statement Period
Sep 1, 2019 to Sep 30, 2019

Statement for the Account of:
Geneva C.U.S.D. #304

ACTIVITY SUMMARY

INVESTMENT POOL SUMMARY

	LIQ	MAX
Beginning Balance	\$974.50	\$4,823,868.37
Dividends	\$3.98	\$20,431.93
Credits	\$19,742,550.59	\$22,628,953.64
Checks Paid	\$0.00	\$0.00
Other Debits	(\$19,738,000.00)	(\$22,137,152.36)
Ending Balance	\$5,529.07	\$5,336,101.58
Average Monthly Rate	1.89%	1.94%

PLEASE NOTE: THE FUND WILL BE CLOSED
OCTOBER 14TH IN OBSERVANCE OF THE COLUMBUS
DAY HOLIDAY

TOTAL LIQ AND MAX

\$5,341,630.65

TOTAL FIXED INCOME

\$56,510,025.51

ACCOUNT TOTAL

\$61,851,656.16

Geneva C.U.S.D. #304
Dean Romano
227 N. FOURTH ST.
GENEVA, IL 60134



Geneva C.U.S.D. #304

Statement Period

Sep 1, 2019 to Sep 30, 2019

TRANSACTION ACTIVITY

BEGINNING BALANCE								\$974.50
LIQUID CLASS ACTIVITY								
Transaction	Trade Date	Settle Date	Description	Redemption/Debit	Purchase/Credit	Share Price	Shares this Transaction	
2815765	09/04/19	09/04/19	Phone Wire Redemption	(\$2,700,000.00)		\$1.00	(2,700,000.000)	
2815767	09/04/19	09/04/19	Phone Exchange Purchase		\$2,700,000.00	\$1.00	2,700,000.000	
2816229	09/05/19	09/05/19	Fund Purchase from FRI Maturity CD-260570-1 CFG COMMUNITY BANK, MD		\$244,100.00	\$1.00	244,100.000	
2816230	09/05/19	09/05/19	Fund Purchase from FRI Maturity CD-260571-1 FIRST INTERNET BANK OF INDIANA, IN		\$244,100.00	\$1.00	244,100.000	
2816297	09/05/19	09/05/19	Fund Purchase from FRI Interest CD-260570-1 CFG COMMUNITY BANK, MD		\$5,840.10	\$1.00	5,840.100	
2816298	09/05/19	09/05/19	Fund Purchase from FRI Interest CD-260571-1 FIRST INTERNET BANK OF INDIANA, IN		\$5,833.04	\$1.00	5,833.040	
2816835	09/05/19	09/05/19	Phone Redemption for FRI	(\$491,000.00)		\$1.00	(491,000.000)	
2816912	09/06/19	09/06/19	Phone Exchange Purchase		\$9,490,152.36	\$1.00	9,490,152.360	
2817059	09/06/19	09/06/19	Redemption for Term Series 20191010AC02	(\$9,500,000.00)		\$1.00	(9,500,000.000)	
2819609	09/12/19	09/12/19	Fund Purchase from FRI Interest SEC - 42826 - UBS BANK USA		\$549.85	\$1.00	549.850	
2819667	09/12/19	09/12/19	Phone Redemption for FRI	(\$247,000.00)		\$1.00	(247,000.000)	
2819669	09/12/19	09/12/19	Phone Exchange Purchase		\$247,000.00	\$1.00	247,000.000	
2821452	09/16/19	09/16/19	Fund Purchase from FRI Interest SEC - 42820 - WELLS FARGO BANK NA		\$592.14	\$1.00	592.140	
2823763	09/19/19	09/19/19	Fund Purchase from FRI Interest SEC - 42818 - DISCOVER BANK		\$3,410.30	\$1.00	3,410.300	
2827007	09/25/19	09/25/19	Phone Redemption for FRI	(\$6,800,000.00)		\$1.00	(6,800,000.000)	
2827009	09/25/19	09/25/19	Phone Exchange Purchase		\$6,800,000.00	\$1.00	6,800,000.000	
2827188	09/26/19	09/26/19	Fund Purchase from FRI Interest SEC - 44112 - CENTERSTATE BANK NA		\$486.40	\$1.00	486.400	

Questions? Please call 630 657 6400

LIQUID CLASS ACTIVITY

Transaction	Trade Date	Settle Date	Description	Redemption/Debit	Purchase/Credit	Share Price	Shares this Transaction
2827198	09/26/19	09/26/19	Fund Purchase from FRI Interest SEC - 44114 - FIRST STATE BK BLAKELY		\$486.40	\$1.00	486.400
2830449	09/30/19	09/30/19	Dividend Reinvest		\$3.98	\$1.00	3.980
TOTALS FOR PERIOD				(\$19,738,000.00)	\$19,742,554.57		4,554.570
ENDING BALANCE							\$5,529.07



Geneva C.U.S.D. #304


TRANSACTION ACTIVITY

Statement Period
Sep 1, 2019 to Sep 30, 2019

BEGINNING BALANCE							\$4,823,868.37
--------------------------	--	--	--	--	--	--	-----------------------

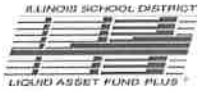
MAX CLASS ACTIVITY

Transaction	Trade Date	Settle Date	Description	Redemption/Debit	Purchase/Credit	Share Price	Shares this Transaction
2814861	09/03/19	09/03/19	Harris Local Funds Purchase County Tax Payment		\$22,628,953.64	\$1.00	22,628,953.640
2815766	09/04/19	09/04/19	Phone Exchange Redemption	(\$2,700,000.00)		\$1.00	(2,700,000.000)
2816911	09/06/19	09/06/19	Phone Exchange Redemption	(\$9,490,152.36)		\$1.00	(9,490,152.360)
2819668	09/12/19	09/12/19	Phone Exchange Redemption	(\$247,000.00)		\$1.00	(247,000.000)
2822131	09/17/19	09/17/19	Phone Wire Redemption	(\$2,900,000.00)		\$1.00	(2,900,000.000)
2827008	09/25/19	09/25/19	Phone Exchange Redemption	(\$6,800,000.00)		\$1.00	(6,800,000.000)
2831068	09/30/19	09/30/19	Dividend Reinvest		\$20,431.93	\$1.00	20,431.930
TOTALS FOR PERIOD				(\$22,137,152.36)	\$22,649,385.57		512,233.210
ENDING BALANCE							\$5,336,101.58



Geneva C.U.S.D. #304

SDA / MMA TRANSACTION ACTIVITY						Statement Period
						Sep 1, 2019 to Sep 30, 2019
BANK OF CHINA						BEGINNING BALANCE
Transaction	Date	Interest	Deposits	Withdrawals	Interest / Adjust	Balance
212604	09/30/19	Interest			\$15,321.90	\$9,542,556.62
TOTALS FOR PERIOD			\$0.00	\$0.00	\$15,321.90	
ENDING BALANCE						\$9,542,556.62



Geneva C.U.S.D. #304


Statement Period

Sep 1, 2019 to Sep 30, 2019

FIXED INCOME INVESTMENTS

PURCHASES

Type	Holding ID	Trade	Settle	Maturity	Description	Cost	Rate	Face/Par
CD	276804-1	09/05/19	09/05/19	03/04/21	CFG COMMUNITY BANK	\$243,500.00	1.743%	\$249,847.05
CD	276805-1	09/05/19	09/05/19	04/01/20	CIBC BANK USA / PRIVATE BANK - MI	\$247,500.00	1.751%	\$249,982.06
TS	276830-1	09/06/19	09/06/19	10/10/19	ISDLAF+ TERM SERIES	\$9,500,000.00	1.950%	\$9,517,256.17
DTC	44780	09/05/19	09/12/19	09/13/21	MORGAN STANLEY PVT BANK	\$247,000.00	1.800%	\$247,000.00
CD	277345-1	09/25/19	09/25/19	12/09/19	BANKUNITED NA	\$3,900,000.00	1.820%	\$3,914,587.19
CD	277346-1	09/25/19	09/25/19	11/26/19	BANKUNITED NA	\$2,900,000.00	1.820%	\$2,908,965.37
Totals for Period:						\$17,038,000.00		\$17,087,637.84



Geneva C.U.S.D. #304


Statement Period

Sep 1, 2019 to Sep 30, 2019

FIXED INCOME INVESTMENTS

MATURITIES

Type	M	Holding ID	Settle Date	Transaction Date	Maturity Date	Description	Cost	Face/Par
CD	M	260570-1	09/05/18	09/05/19	09/05/19	CD-260570-1 CFG COMMUNITY BANK, MD	\$244,100.00	\$249,940.10
CD	M	260571-1	09/05/18	09/05/19	09/05/19	CD-260571-1 FIRST INTERNET BANK OF INDIANA, IN	\$244,100.00	\$249,933.04
Totals for Period:							\$488,200.00	\$499,873.14




Geneva C.U.S.D. #304

Statement Period

Sep 1, 2019 to Sep 30, 2019

FIXED INCOME INVESTMENTS

INTEREST				
Type	Holding ID	Transaction Date	Description	Interest
CD	260570-1	09/05/19	CD-260570-1 CFG COMMUNITY BANK, MD	\$5,840.10
CD	260571-1	09/05/19	CD-260571-1 FIRST INTERNET BANK OF INDIANA, IN	\$5,833.04
DTC	42826	09/12/19	SEC - 42826 - UBS BANK USA	\$549.85
DTC	42820	09/16/19	SEC - 42820 - WELLS FARGO BANK NA	\$592.14
DTC	42818	09/19/19	SEC - 42818 - DISCOVER BANK	\$3,410.30
DTC	44112	09/26/19	SEC - 44112 - CENTERSTATE BANK NA	\$486.40
DTC	44114	09/26/19	SEC - 44114 - FIRST STATE BK BLAKELY	\$486.40
SDA	212604	09/30/19	Savings Deposit Account - BANK OF CHINA	\$15,321.90
Totals for Period:				\$32,520.13



Geneva C.U.S.D. #304

Statement Period
Sep 1, 2019 to Sep 30, 2019

CURRENT PORTFOLIO

Type	Code	Holding ID	Trade	Settle	Maturity	Description	Cost	Rate	Face/Par	Market Value
LIQ				09/30/19		LIQ Account Balance	\$5,529.07	1.890%	\$5,529.07	\$5,529.07
MAX				09/30/19		MAX Account Balance	\$5,336,101.58	1.940%	\$5,336,101.58	\$5,336,101.58
SDA	6	212604-1		09/30/19		Savings Deposit Account - BANK OF CHINA	\$9,542,556.62	1.950%	\$9,542,556.62	\$9,542,556.62
TS	10	276830-1	09/06/19	09/06/19	10/10/19	ISDLAF+ TERM SERIES	\$9,500,000.00	1.950%	\$9,517,256.17	\$9,500,000.00
SEC	15	29317-1	02/27/13	03/01/13	10/15/19	BALTIMORE MD REF-CONSOL PUBLIC IMPT-SER B (5.000%) 059189RF9	\$832,606.60	1.050%	\$665,000.00	\$665,891.10
CD	C	277346-1	09/25/19	09/25/19	11/26/19	BANKUNITED NA	\$2,900,000.00	1.820%	\$2,908,965.37	\$2,900,000.00
CD	C	277345-1	09/25/19	09/25/19	12/09/19	BANKUNITED NA	\$3,900,000.00	1.820%	\$3,914,587.19	\$3,900,000.00
CD	N	271738-1	06/12/19	06/12/19	12/11/19	FIRST CAPITAL BANK	\$247,200.00	2.200%	\$249,911.75	\$247,200.00
CD	N	271739-1	06/12/19	06/12/19	12/11/19	BREMER BANK, NA	\$247,200.00	2.220%	\$249,936.41	\$247,200.00
CD	N	271740-1	06/12/19	06/12/19	12/11/19	ORRSTOWN BANK	\$247,300.00	2.160%	\$249,963.53	\$247,300.00
CD	N	271754-1	06/13/19	06/13/19	12/19/19	STATE BANK OF NEW RICHLAND	\$247,100.00	2.203%	\$249,918.11	\$247,100.00
CD	N	271755-1	06/13/19	06/13/19	12/19/19	FIRST NATIONAL BANK / THE FIRST, NA	\$247,100.00	2.204%	\$249,919.82	\$247,100.00
DTC	N	44105-1	06/19/19	06/19/19	12/19/19	CATHAY BANK (2.350%) 149159NH4	\$247,122.46	2.250%	\$247,000.00	\$247,238.85
DTC	N	44109-1	06/12/19	06/19/19	12/19/19	MIZUHO BANK USA (2.300%) 60688MB60	\$247,122.49	2.200%	\$247,000.00	\$247,211.68
DTC	N	44106-1	06/12/19	06/21/19	12/20/19	IBERIABANK/LA (2.350%) 45083ANA6	\$247,121.80	2.250%	\$247,000.00	\$247,242.31
DTC	N	44113-1	06/12/19	06/20/19	12/20/19	SAFRA NATIONAL BANK (2.350%) 78658Q6N8	\$247,159.22	2.220%	\$247,000.00	\$247,242.31
CD	1	274049-1	07/10/19	07/10/19	12/24/19	Bank OZK (LOC)	\$3,000,000.00	2.000%	\$3,027,456.90	\$3,000,000.00
CDR	CDR	273099-1	06/27/19	06/27/19	12/26/19	Arbor Bank	\$244,988.51	2.161%	\$247,628.57	\$244,988.51
CDR	CDR	273099-10	06/27/19	06/27/19	12/26/19	Provident Bank	\$244,988.51	2.161%	\$247,628.57	\$244,988.51
CDR	CDR	273099-11	06/27/19	06/27/19	12/26/19	Centier Bank	\$244,988.51	2.161%	\$247,628.57	\$244,988.51
CDR	CDR	273099-12	06/27/19	06/27/19	12/26/19	Kalahdin Trust Company	\$244,988.51	2.161%	\$247,628.57	\$244,988.51
CDR	CDR	273099-13	06/27/19	06/27/19	12/26/19	Broadway Federal Bank, F.S.B.	\$244,988.51	2.161%	\$247,628.57	\$244,988.51
CDR	CDR	273099-14	06/27/19	06/27/19	12/26/19	Eclipse Bank, Inc.	\$244,988.51	2.161%	\$247,628.57	\$244,988.51
CDR	CDR	273099-15	06/27/19	06/27/19	12/26/19	C US Bank	\$244,988.51	2.161%	\$247,628.57	\$244,988.51
CDR	CDR	273099-16	06/27/19	06/27/19	12/26/19	Howard Bank	\$244,988.51	2.161%	\$247,628.57	\$244,988.51
CDR	CDR	273099-17	06/27/19	06/27/19	12/26/19	Bank Plus	\$244,988.51	2.161%	\$247,628.57	\$244,988.51

Questions? Please call 630 657 6400

CURRENT PORTFOLIO

Type	Code	Holding ID	Trade	Settle	Maturity	Description	Cost	Rate	Face/Par	Market Value
CDR	CDR	273099-18	06/27/19	06/27/19	12/26/19	TexStar National Bank	\$244,988.51	2.161%	\$247,628.57	\$244,988.51
CDR	CDR	273099-19	06/27/19	06/27/19	12/26/19	First Bank of Highland Park	\$244,988.51	2.161%	\$247,628.57	\$244,988.51
CDR	CDR	273099-2	06/27/19	06/27/19	12/26/19	Signature Bank	\$244,988.51	2.161%	\$247,628.57	\$244,988.51
CDR	CDR	273099-20	06/27/19	06/27/19	12/26/19	RepublicBankAz, N.A.	\$244,988.51	2.161%	\$247,628.57	\$244,988.51
CDR	CDR	273099-21	06/27/19	06/27/19	12/26/19	CORNERSTONE BANK	\$244,988.51	2.161%	\$247,628.57	\$244,988.51
CDR	CDR	273099-22	06/27/19	06/27/19	12/26/19	Southern States Bank	\$244,988.51	2.161%	\$247,628.57	\$244,988.51
CDR	CDR	273099-23	06/27/19	06/27/19	12/26/19	CapStar Bank	\$244,988.51	2.161%	\$247,628.57	\$244,988.51
CDR	CDR	273099-24	06/27/19	06/27/19	12/26/19	Live Oak Banking Company	\$244,988.51	2.161%	\$247,628.57	\$244,988.51
CDR	CDR	273099-25	06/27/19	06/27/19	12/26/19	CrossFirst Bank	\$244,988.51	2.161%	\$247,628.57	\$244,988.51
CDR	CDR	273099-26	06/27/19	06/27/19	12/26/19	FirstBank	\$244,988.51	2.161%	\$247,628.57	\$244,988.51
CDR	CDR	273099-27	06/27/19	06/27/19	12/26/19	Heritage Bank National Association	\$244,988.51	2.161%	\$247,628.57	\$244,988.51
CDR	CDR	273099-28	06/27/19	06/27/19	12/26/19	OLD SECOND NATIONAL BANK	\$244,988.51	2.161%	\$247,628.57	\$244,988.51
CDR	CDR	273099-29	06/27/19	06/27/19	12/26/19	Landmark National Bank	\$244,988.51	2.161%	\$247,628.57	\$244,988.51
CDR	CDR	273099-3	06/27/19	06/27/19	12/26/19	First National Bank, Sallisaw	\$244,988.51	2.161%	\$247,628.57	\$244,988.51
CDR	CDR	273099-30	06/27/19	06/27/19	12/26/19	Fairfield National Bank	\$244,988.51	2.161%	\$247,628.57	\$244,988.51
CDR	CDR	273099-31	06/27/19	06/27/19	12/26/19	First State Bank	\$244,988.51	2.161%	\$247,628.57	\$244,988.51
CDR	CDR	273099-32	06/27/19	06/27/19	12/26/19	Peoples Bank, National Association	\$244,988.51	2.161%	\$247,628.57	\$244,988.51
CDR	CDR	273099-33	06/27/19	06/27/19	12/26/19	Cass Commercial Bank	\$244,988.51	2.161%	\$247,628.57	\$244,988.51
CDR	CDR	273099-34	06/27/19	06/27/19	12/26/19	Kentucky Bank	\$244,988.51	2.161%	\$247,628.57	\$244,988.51
CDR	CDR	273099-35	06/27/19	06/27/19	12/26/19	First Farmers and Merchants Bank	\$244,988.51	2.161%	\$247,628.57	\$244,988.51
CDR	CDR	273099-36	06/27/19	06/27/19	12/26/19	Citizens Alliance Bank	\$244,988.51	2.161%	\$247,628.57	\$244,988.51
CDR	CDR	273099-37	06/27/19	06/27/19	12/26/19	Mabrey Bank / Citizens Security Bank & Trust Company	\$244,988.51	2.161%	\$247,628.57	\$244,988.51
CDR	CDR	273099-38	06/27/19	06/27/19	12/26/19	TOWN AND COUNTRY BANK	\$105,436.82	2.161%	\$106,573.03	\$105,436.82
CDR	CDR	273099-39	06/27/19	06/27/19	12/26/19	Jersey Shore State Bank	\$70,125.67	2.161%	\$70,881.36	\$70,125.67
CDR	CDR	273099-4	06/27/19	06/27/19	12/26/19	Israel Discount Bank of New York	\$244,988.51	2.161%	\$247,628.57	\$244,988.51
CDR	CDR	273099-40	06/27/19	06/27/19	12/26/19	CENTRAL BANK OF OKLAHOMA / ONB Bank and Trust Company	\$9,862.64	2.161%	\$9,968.93	\$9,862.64
CDR	CDR	273099-5	06/27/19	06/27/19	12/26/19	TIAA, FSB / Everbank	\$244,988.51	2.161%	\$247,628.57	\$244,988.51
CDR	CDR	273099-6	06/27/19	06/27/19	12/26/19	Merrick Bank	\$244,988.51	2.161%	\$247,628.57	\$244,988.51
CDR	CDR	273099-7	06/27/19	06/27/19	12/26/19	Middlesex Federal Savings, F.A.	\$244,988.51	2.161%	\$247,628.57	\$244,988.51
CDR	CDR	273099-8	06/27/19	06/27/19	12/26/19	Landmark Bank, N.A.	\$244,988.51	2.161%	\$247,628.57	\$244,988.51

Questions? Please call 630 657 6400

CURRENT PORTFOLIO

Type	Code	Holding ID	Trade	Settle	Maturity	Description	Cost	Rate	Face/Par	Market Value
CDR	CDR	273099-9	06/27/19	06/27/19	12/26/19	River City Bank	\$244,988.51	2.161%	\$247,628.57	\$244,988.51
DTC	N	44112-1	06/12/19	06/26/19	12/26/19	CENTERSTATE BANK NA (2.300%) 15201QBP1	\$249,124.04	2.200%	\$249,000.00	\$249,240.53
DTC	N	44114-1	06/12/19	06/26/19	12/26/19	FIRST STATE BK BLAKELY (2.300%) 336466FB8	\$249,124.04	2.200%	\$249,000.00	\$249,240.53
DTC	N	44110-1	06/12/19	06/28/19	12/27/19	DEDHAM INSTITUTION (2.300%) 24367JBY0	\$247,109.64	2.210%	\$247,000.00	\$247,237.37
CD	N	271726-1	06/12/19	06/12/19	01/22/20	TEXAS CAPITAL BANK	\$246,500.00	2.271%	\$249,926.11	\$246,500.00
CD	N	271727-1	06/12/19	06/12/19	01/22/20	VILLAGE BANK & TRUST - WINTRUST	\$246,500.00	2.249%	\$249,902.72	\$246,500.00
CD	N	271728-1	06/12/19	06/12/19	01/22/20	CRYSTAL LAKE B&TC, NA - WINTRUST	\$246,500.00	2.249%	\$249,902.72	\$246,500.00
CD	N	271729-1	06/12/19	06/12/19	01/22/20	STATE BANK OF THE LAKES - WINTRUST	\$246,500.00	2.249%	\$249,902.72	\$246,500.00
CD	N	271730-1	06/12/19	06/12/19	01/22/20	ST. CHARLES B&TC - WINTRUST	\$246,500.00	2.249%	\$249,902.72	\$246,500.00
CD	N	271731-1	06/12/19	06/12/19	01/22/20	HINSDALE B&TC - WINTRUST	\$246,500.00	2.249%	\$249,902.72	\$246,500.00
CD	N	271732-1	06/12/19	06/12/19	01/22/20	LANDMARK COMMUNITY BANK	\$246,600.00	2.192%	\$249,917.08	\$246,600.00
CD	N	271733-1	06/12/19	06/12/19	01/22/20	MODERN BANK, NATIONAL ASSOCIATION	\$246,600.00	2.192%	\$249,917.08	\$246,600.00
CD	N	271734-1	06/12/19	06/12/19	01/22/20	GATEWAY FIRST BANK / FARMERS EXCHANGE BANK	\$246,600.00	2.182%	\$249,901.96	\$246,600.00
CD	N	271735-1	06/12/19	06/12/19	01/22/20	MECHANICS SAVINGS BANK	\$246,700.00	2.169%	\$249,975.26	\$246,700.00
CD	N	271736-1	06/12/19	06/12/19	01/22/20	BANK 7	\$246,600.00	2.216%	\$249,953.65	\$246,600.00
CD	N	271737-1	06/12/19	06/12/19	01/22/20	TBK BANK, SSB / THE NATIONAL BANK	\$246,700.00	2.151%	\$249,957.16	\$246,700.00
SEC	15	29321-1	02/27/13	03/04/13	02/15/20	LEWISTON ME REF-PUBLIC IMPT-SER A (4.000%) 52850CKJ3	\$494,478.60	1.320%	\$420,000.00	\$424,191.60
CD	1	271725-1	06/12/19	06/12/19	02/19/20	Bank OZK (LOC)	\$2,000,000.00	2.230%	\$2,030,799.21	\$2,000,000.00
CD	N	260569-1	09/05/18	09/05/18	03/05/20	EAGLEBANK	\$240,800.00	2.525%	\$249,926.87	\$240,800.00
TS	10	274206-1	07/15/19	07/15/19	03/11/20	ISDLAF+ TERM SERIES	\$2,000,000.00	2.200%	\$2,028,931.51	\$2,000,000.00
DTC	N	42826-1	09/05/18	09/12/18	03/12/20	UBS BANK USA (2.600%) 90348JDN7	\$249,000.00	2.600%	\$249,000.00	\$249,837.64
CD	N	276805-1	09/05/19	09/05/19	04/01/20	CIBC BANK USA / PRIVATE BANK - MI	\$247,500.00	1.751%	\$249,982.06	\$247,500.00
CD	1	274048-1	07/10/19	07/10/19	05/12/20	Bank OZK (LOC)	\$2,500,000.00	2.030%	\$2,542,695.53	\$2,500,000.00
CD	N	269841-1	05/20/19	05/20/19	05/19/20	BANK OF CHINA	\$243,400.00	2.638%	\$249,820.51	\$243,400.00
CD	N	271722-1	06/12/19	06/12/19	06/11/20	SERVISFIRST BANK	\$244,200.00	2.329%	\$249,872.93	\$244,200.00
CD	N	271723-1	06/12/19	06/12/19	06/11/20	ROCKFORD B&TC	\$244,300.00	2.293%	\$249,900.58	\$244,300.00
CD	N	271724-1	06/12/19	06/12/19	06/11/20	BEVERLY BANK & TRUST CO, NA- WINTRUST	\$244,300.00	2.247%	\$249,789.31	\$244,300.00
CD	C	260568-1	09/05/18	09/05/18	09/04/20	FIRST INTERNET BANK OF INDIANA	\$1,000,000.00	2.647%	\$1,053,235.54	\$1,000,000.00
DTC	N	42820-1	09/05/18	09/14/18	09/14/20	WELLS FARGO BANK NA (2.800%) 949763TU0	\$249,000.00	2.800%	\$249,000.00	\$251,356.29

Questions? Please call 630 657 6400

CURRENT PORTFOLIO

Type	Code	Holding ID	Trade	Settle	Maturity	Description	Cost	Rate	Face/Par	Market Value
DTC	N	42818-1	09/05/18	09/19/18	09/21/20	DISCOVER BANK (2.750%) 254673TS5	\$246,000.00	2.750%	\$246,000.00	\$248,260.00
CD	N	269840-1	05/20/19	05/20/19	11/10/20	SONABANK	\$240,600.00	2.538%	\$249,634.31	\$240,600.00
CD	N	271720-1	06/12/19	06/12/19	12/03/20	PACIFIC WESTERN BANK	\$241,400.00	2.316%	\$249,657.33	\$241,400.00
CD	N	271721-1	06/12/19	06/12/19	12/03/20	WESTERN ALLIANCE BANK / TORREY PINES BANK	\$241,400.00	2.328%	\$249,726.63	\$241,400.00
CD	N	276804-1	09/05/19	09/05/19	03/04/21	CFG COMMUNITY BANK	\$243,500.00	1.743%	\$249,847.05	\$243,500.00
CD	N	274047-1	07/10/19	07/10/19	07/09/21	MIDLAND STATES BANK	\$239,400.00	2.112%	\$249,556.41	\$239,400.00
DTC	N	44780-1	09/05/19	09/12/19	09/13/21	MORGAN STANLEY PVT BANK (1.800%) 61760AX95	\$247,000.00	1.800%	\$247,000.00	\$246,999.01

Totals for Period: **\$61,851,656.16** **\$62,063,220.61** **\$61,620,876.49**

Weighted Average Portfolio Yield: 2.161 %
 Weighted Average Portfolio Maturity: 108.21 Days

Portfolio Summary:

Type	Allocation (%)	Allocation (\$)	Description
LIQ	0.01%	\$5,529.07	Liquid Class Activity
MAX	8.66%	\$5,336,101.58	MAX Class Activity
CD	35.97%	\$22,165,500.00	Certificate of Deposit
CDR	15.01%	\$9,250,000.00	Certificate of Deposit
DTC	4.43%	\$2,731,106.52	Certificate of Deposit
SDA	15.49%	\$9,542,556.62	Savings Deposit Account
SEC	1.77%	\$1,090,082.70	Securify (see applicable security code)
TS	18.66%	\$11,500,000.00	Term Series

Note: Weighted Yield & Weighted Average Portfolio Maturity are calculated using "Market Value" and are only based on the fixed rate investments (excluding SDA investments).

Cost is comprised of the total amount you paid for the investment including any fees and commissions.

Rate is the Net Yield to Maturity.

Face/Par is the amount received at maturity.

Market Value reflects the market value as reported by an independent third-party pricing service. Certificates of Deposit and Commercial Paper and other assets for which market pricing is not readily available from a third-party pricing service are listed at *Cost*.

Deposit Codes:

- 1) FHLB
- 6) Promontory-BOC
- 10) Term Series
- C) Collateral
- N) Single FEIN
- CDR) CDARS Placement

Security Codes:

- 15) Municipal Bond



ISDLAF+ Monthly Statement



About Your Account and Statement

Securities and municipal advisory brokerage services (investments purchased with proceeds from a municipal securities issuance), and investments cleared through our clearing firm, Pershing LLC, are offered through PMA Securities, LLC, a broker-dealer and municipal advisor registered with the SEC and MSRB, and a member of FINRA and SIPC. All other products and brokerage services are generally provided by PMA Financial Network, LLC. Thus, certificates of deposit ("CD"), savings deposit accounts ("SDA") and commercial paper ("CP") may be executed through either PMA entity, as applicable, depending on whether the investment was purchased with proceeds derived from municipal securities. PMA Securities, LLC and PMA Financial Network, LLC are operated under common ownership and are affiliated with Prudent Man Advisors, LLC.

Fixed Rate Investment Activity

This section shows all of the fixed term investments purchased and sold, maturities, interest received, and activity. This will include all CD, SDA, CP, securities and money market funds purchased through PMA Financial Network, LLC or PMA Securities, LLC as applicable. It also shows the approximate market value of each security whose price is obtained from an independent source believed to be reliable. However, PMA cannot guarantee their accuracy. This data is provided for informational purposes only. Listed values should not be interpreted as an offer to buy or sell at a specific price. CD's and CP are listed at their original cost. Redemption of a CD prior to maturity may result in early withdrawal penalties. Market values are based on the last day of the month for which this report date range is ending. If the run date of this report is prior to the end of the current month, the market values are listed as equivalent to the cost values.

ISDLAF+ Activity

This section shows all of the activity in the Liquid and Max Class. The Average Rate represents the average net interest rate over the previous month which is then annualized. Income Summary represents the interest earned for the Month and Fiscal Year to Date.

Information regarding the ISDLAF+ investment objectives, risks, charges and expenses can be found in the ISDLAF+ information statement, which can be obtained at www.isdlafplus.com or by calling PMA at the phone number listed.

An investment in the Multi-Class Series or any Term Series is not a bank deposit and is not insured or guaranteed by the Federal Deposit Insurance Corporation or any other governmental or private agency. Although the Liquid Class and MAX Class of the Multi-Class Series each seeks to maintain a stable value of \$1.00 per share, it is possible to lose money by investing in the Multi-Class Series. It is also possible to lose money by investing in a Term Series, which may impose a substantial penalty for redemption prior to the full term of the Series.

Money Market Fund

The Rate shown for the money market fund represents the average net interest rate over the previous month which is then annualized. Information regarding the money market fund's investment objectives, risks, charges and expenses can be found in the money market fund's prospectus, which can be obtained by calling PMA at the phone numbers listed. The performance data featured represents past performance, which is no guarantee of future results. Investment returns will fluctuate. Current performance may be higher or lower than the performance data quoted. Please call PMA for the most recent performance figures.

The performance data featured represents past performance, which is no guarantee of future results. Investment returns will fluctuate. Current performance may be higher or lower than the performance data quoted. Please call PMA for the most recent performance figures.

Additional Disclosures

All funds, and/or securities are located and safe kept in an account under the client's name at their custodial bank. Any certificates of deposit listed are located in the client's name at the respective bank. Any money market fund shares are held directly with the money market fund. It is recommended that any oral communications be re-confirmed in writing to further protect your rights, including rights under the Securities Investor Protection Act.

Debt Securities

Some debt securities are subject to redemption prior to maturity. In the event of a partial or whole call of a security, the securities call will be automatically selected on a random basis as is customary in the securities industry. The probability that your securities will be selected is proportional to the amount of your holdings relative to the total holdings. Redemption prior to maturity could affect the yield represented. Additional information is available upon request.

A financial statement of PMA Securities, LLC is available for inspection at its office or a copy will be mailed to you upon written request.

PLEASE ADVISE PMA AND OUR CLEARING FIRM, PERSHING LLC, IMMEDIATELY OF ANY INACCURACY OR DISCREPANCY ON YOUR STATEMENT. FOR A CHANGE OF ADDRESS OR QUESTIONS REGARDING YOUR ACCOUNT, PLEASE NOTIFY YOUR PMA REPRESENTATIVE. ANY ORAL COMMUNICATIONS SHOULD BE RE-CONFIRMED IN WRITING.

How to Contact PMA

Please call (800) 657-6400 or write to us at PMA, 2135 CityGate Lane, 7th Floor, Naperville, Illinois 60563.

How to Contact Pershing, LLC

Please call (201) 413-3330 or write to Pershing, LLC, One Pershing Plaza, Jersey City, New Jersey, 07399

In accordance with FINRA Rule 2267, PMA Securities, LLC is providing the following information in the event you wish to contact FINRA. You may call (800) 690-6500 or write to FINRA at 1735 K Street NW, Washington, D.C. 20006-1505. In addition to the public disclosure number (800) 289-9999, FINRA provides an investor brochure which describes their Public Disclosure Program. Additional information is also available at www.finra.org.

Questions? Please call 630 657 6400

(10385-116) GENERAL FUND | Page 12 of 12