

Expenses for Period of August 2024
Fiscal Year 2024 - 2025

Head Start Expense by Function

Function	Expense Amount	Percentage of Expense
Function 11 Instructional	\$ 10,533	78.4%
Function 12 Library	\$ -	0.0%
Function 13 Staff Development	\$ 409	3.0%
Function 21 Instructional Leadership	\$ 1,737	12.9%
Function 23 School Leadership	\$ 60	0.4%
Function 31 Counseling Services	\$ 57	0.4%
Function 32 Social Work Services	\$ 452	3.4%
Function 33 Health Services	\$ -	0.0%
Function 51 Maintenance	\$ -	0.0%
Function 61 Community Services	\$ 189	1.4%
Program Total:	\$ 13,437	100%

Expenses for Period of August 2024
Fiscal Year 2024 - 2025

Head Start Expense by Category

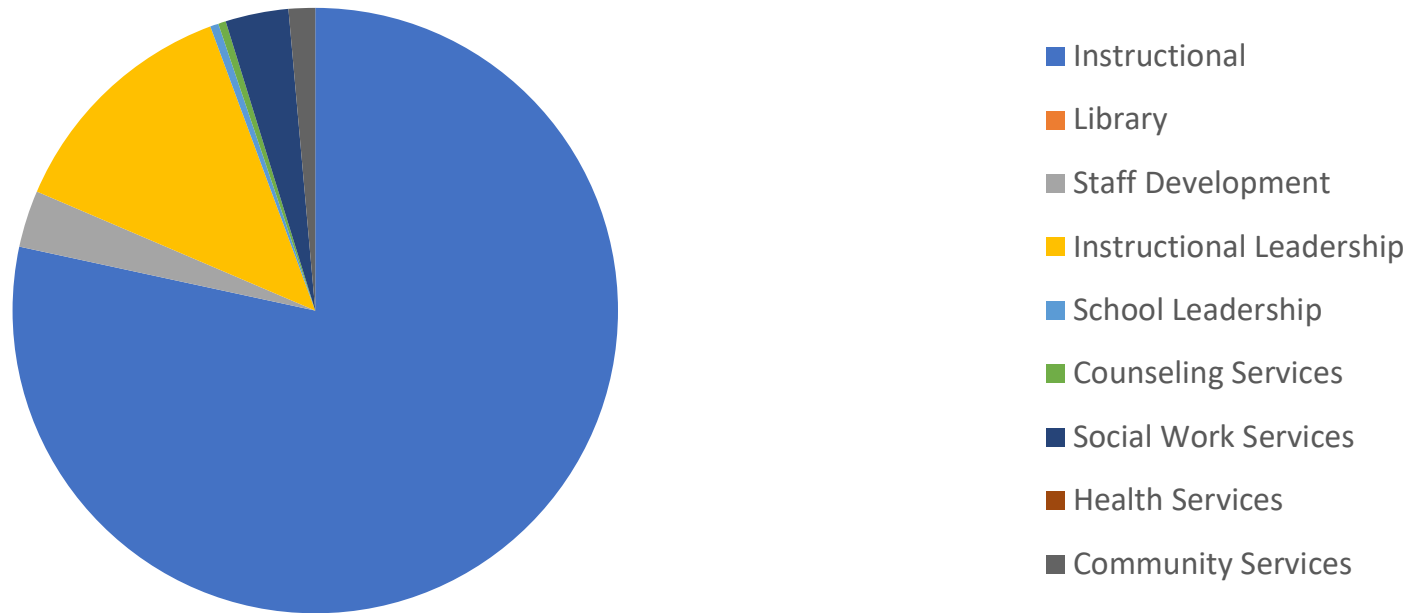
Category	Expense Amount	Percentage of Expense
6100 Payroll	\$ 8,118	60.4%
6200 Registrations, Contracted Services	\$ -	0.0%
6298 Substitutes	\$ -	0.0%
6300 Supplies	\$ 5,320	39.6%
Staff Development, Classroom		
6400 Snacks	\$ -	0.0%
6600 Capital Assets	\$ -	0.0%
Program Total:	\$ 13,437	100%

Year to Date Expenses Through August 2024
Fiscal Year 2024 - 2025

Head Start Expense by Category

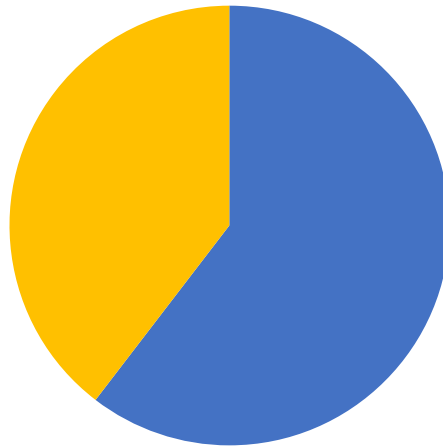
Category	Expense Amount	Percentage of Expense
6100 Payroll	\$ 27,956	84.0%
6200 Registrations, Contracted Services	\$ -	0.0%
6298 Substitutes	\$ -	0.0%
6300 Supplies	\$ 5,320	16.0%
Staff Development, Classroom		
6400 Snacks	\$ -	0.0%
6600 Capital Assets	\$ -	0.0%
Indirect Costs	\$ -	0.0%
Program Total:	\$ 33,276	100%

Period Expenses by Function

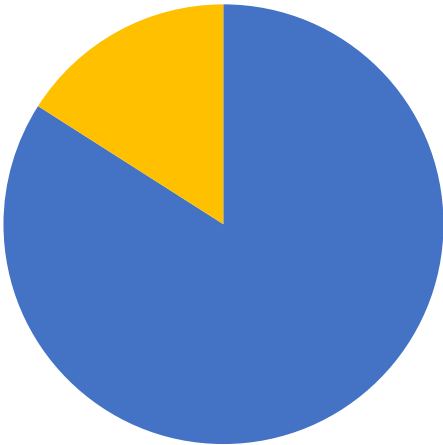


Period Expenses by Category

- 6100 Payroll
- 6200 Registrations, Contracted Services
- 6298 Substitutes
- 6300 Supplies
- 6400 Staff Development, Classroom Snacks
- 6600 Capital Assets



Year to Date Expenses Through August 2024



- 6100 Payroll
- 6200 Registrations, Contracted Services
- 6298 Substitutes
- 6300 Supplies
- 6400 Staff Development, Classroom Snacks
- 6600 Capital Assets