




*Wharton County
Junior College*



Monthly Financial Reports

July 2023




Revenue & Expenditure Summary

	FISCAL 2023				FISCAL 2022			% OF
	Current Month	Y-T-D ACTUAL	Budget	% of Budget	Y-T-D ACTUAL	Budget	% of Budget	PRIOR YR ACTUAL
Fund 1000								
Revenues:								
State appropriations	\$ 883,999	\$ 8,435,627	\$ 9,305,255	90.65%	\$ 8,435,691	\$ 9,305,255	90.66%	100%
Tuition and Fees	(5,983)	17,069,074	19,078,257	89.47%	17,051,836	19,894,485	85.71%	100%
Advalorem Taxes	133,370	9,216,021	8,756,525	105.25%	7,758,620	7,675,517	101.08%	119%
Mandatory Transfers	-	192,274	1,350,273	14.24%	195,258	327,215	59.67%	98%
Non-mandatory Transfers	-	1,369,620	3,381,253	40.51%	1,826,721	2,924,139	62.47%	75%
Other Revenues	34,658	1,082,426	743,227	145.64%	(486,502)	453,053	-107.38%	222%
Total Revenues	1,046,044	37,365,043	42,614,790	87.68%	34,781,624	40,579,664	85.71%	107%
Expenditures:								
Salaries	1,675,923	18,617,639	22,918,036	81.24%	19,121,270	23,236,309	82.29%	97%
Employee Benefits	404,310	4,345,623	6,045,646	71.88%	4,366,013	5,974,322	73.08%	100%
Capital Expenditures	139,528	1,051,358	1,935,214	54.33%	121,146	219,538	55.18%	868%
Mandatory Transfers	-	368,930	367,800	100.31%	367,107	367,800	99.81%	100%
Non-mandatory Transfers	-	-	-	-	-	-	-	0%
Other Expenditures	621,048	8,773,062	11,348,094	77.31%	8,479,417	10,781,695	78.65%	103%
Total expenditures	2,840,810	33,156,613	42,614,790	77.81%	32,454,953	40,579,664	79.98%	102%
Net increase/								
(decrease) in net assets	\$ (1,794,766)	\$ 4,208,430			\$ 2,326,672			
Less Outstanding encumbrances		(1,558,816)			(814,547)			
Net increase less encumbrances		\$ 2,649,614			\$ 1,512,125			

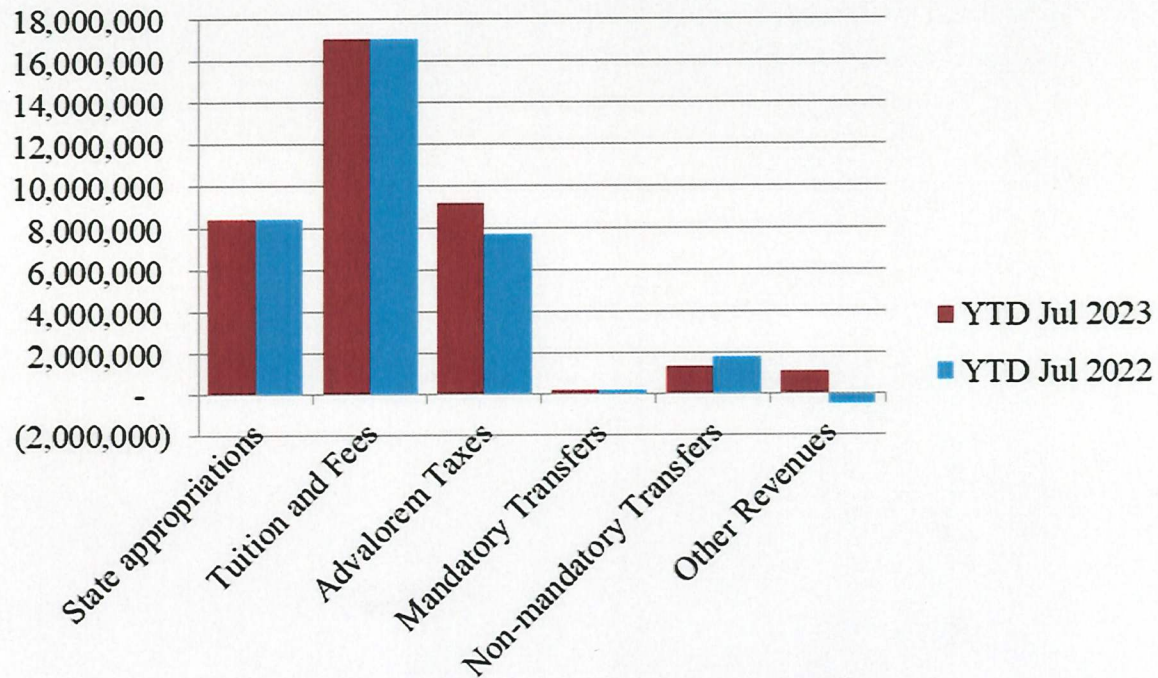
* Note: Net student receivables in the amount \$ 5,256,241.38 are currently outstanding. Tuition and fees are subject to collection in future periods.



Wharton County
Junior College



Year to Date Revenues

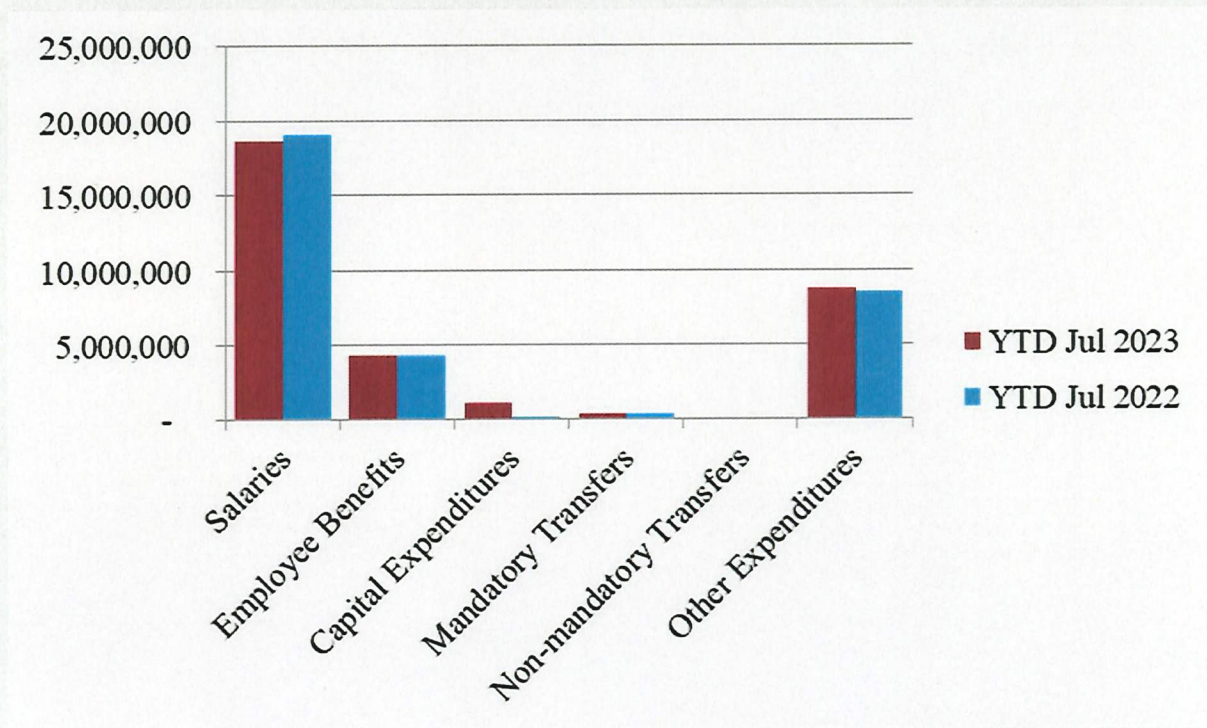




Wharton County
Junior College

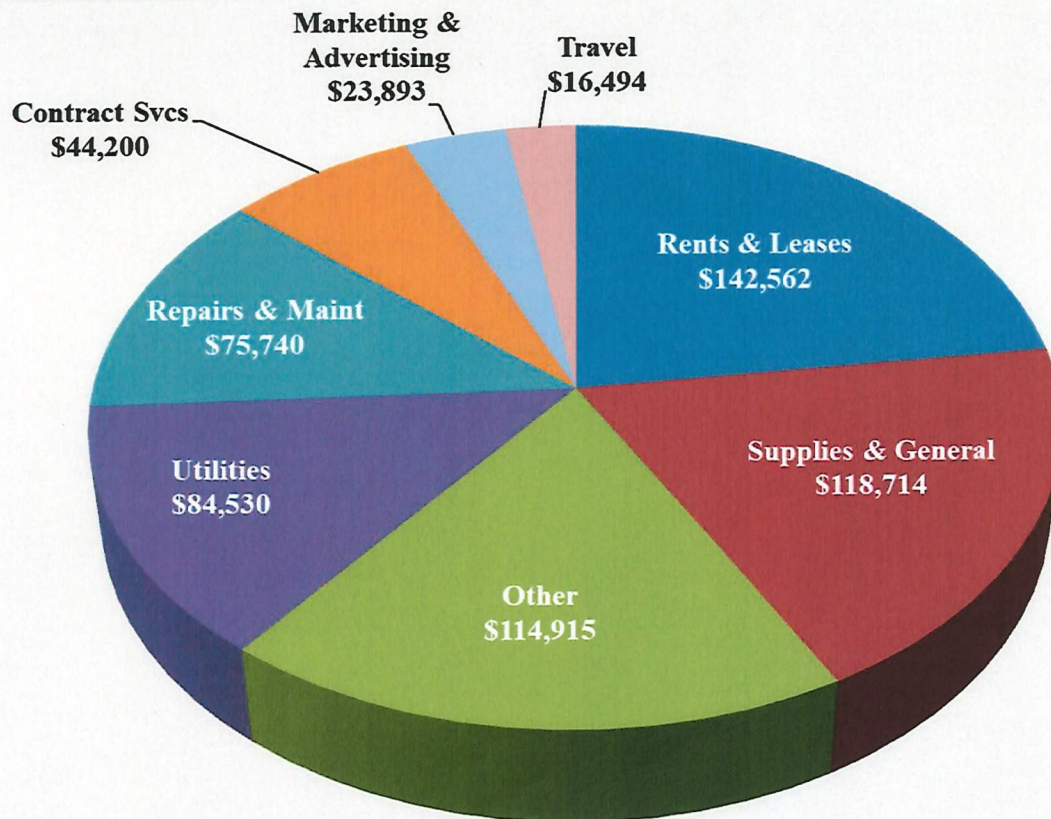


Year to Date Expenses





Other Expenses for July





Wharton County
Junior College




Analysis of Student Receivable Outstanding As of July 31, 2023

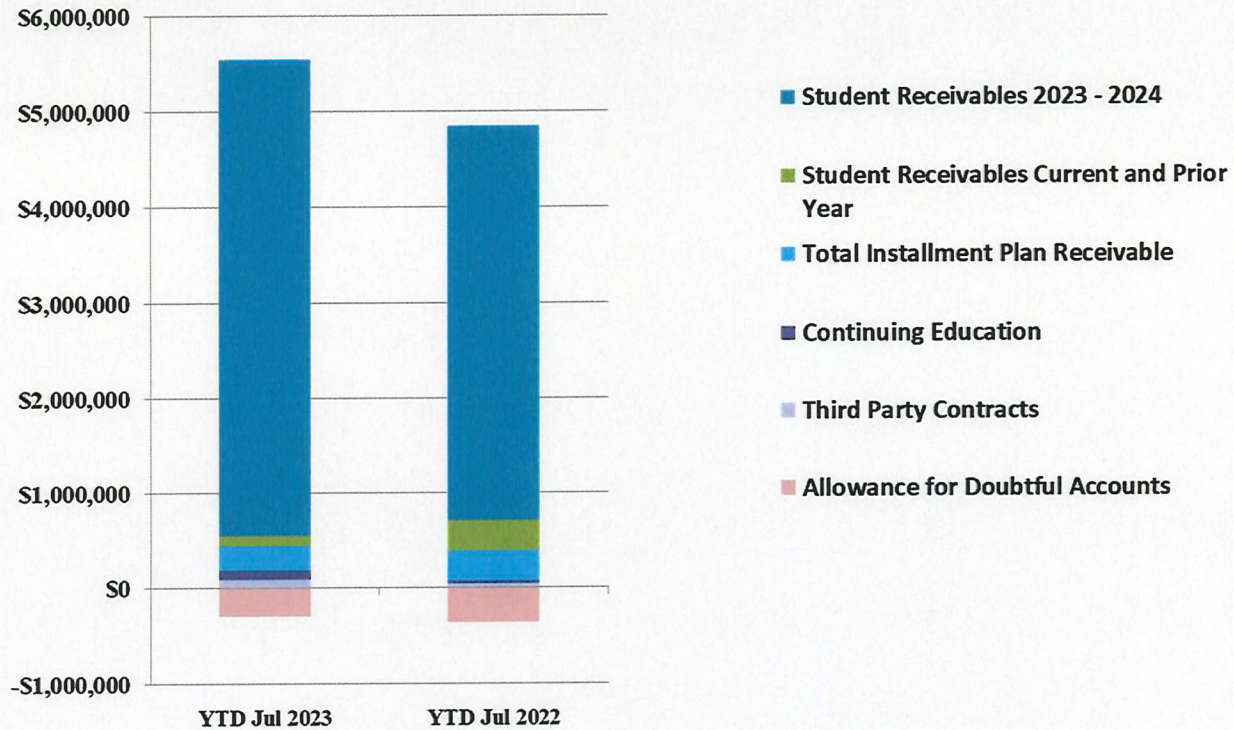
	2023	2022
Student Receivables Current and Prior Yr.	\$ 105,459.51	\$ 313,322.08
Student Receivables 23-24	\$ 5,000,226.46	\$ 4,149,514.69
Installment Plan Receivable Due Fall Semester	\$ 85,168.00	\$ 34,045.67
Installment Plan Receivable Due Spring Semester	68,579.13	78,114.28
Installment Plan Receivable Summer I & II	31,209.32	33,340.30
Installment Plan Receivable Prior Years	68,735.43	160,987.58
Total Installment Plan Receivable	<u>\$ 253,691.88</u>	<u>\$ 306,487.83</u>
Third Party Contracts Receivable	\$ 90,304.39	\$ 38,501.32
Continuing Education Receivable	100,223.20	44,704.97
Allowance for Doubtful Accounts	(293,664.06)	(362,543.05)
Net Accounts Receivable	<u>\$ 5,256,241.38</u>	<u>\$ 4,489,987.84</u>



Wharton County
Junior College



AR by Category



COMBINED BALANCE SHEET

(Funds included: GOVERNMENTAL FUND TYPES)

Governmental Fund Types

	Auxiliary Enterprise	Current Unrestricted	Restricted Funds	Current Year 2023	Prior Year 2022
ASSETS and OTHER DEBITS:					
ASSETS:					
Cash	25,300	2,481,946	631,487	3,138,733	3,796,938
Cash Investments	691,085	18,964,456	1,136,961	20,792,502	18,719,335
Accounts Receivable	35,082	5,273,781	5,681	5,314,543	4,524,060
Taxes Receivable		525,720	--	525,720	525,561
Local, St & Fed Agency Receivable		--	421,946	421,946	1,389,738
Deposits		--	--	--	4,892
Due From Other Funds		300,000	29,946	329,946	89,381
Prepaid Expense		6,012	--	6,012	--
Property, Plant & Equipment		--	--	--	--
Deferred Outflows		9,340,694	--	9,340,694	10,285,070
TOTAL ASSETS AND OTHER DEBITS:	751,467	36,892,608	2,226,022	39,870,096	39,334,974
Liabilities, equity and other credits					
LIABILITIES:					
Accounts Payable	5,736	214,887	12,039	232,662	293,390
Employee Benefits Payable	615	149,565	--	150,180	238,442
Payroll Taxes Payable		-5,549	--	-5,549	--
Accrued Liabilities		--	--	--	--
Deferred Revenue	1,000	5,766,167	502,385	6,269,552	5,694,637
Long Term Debt		--	--	--	--
Net Pension Liability		4,103,835	--	4,103,835	9,228,835
Net OPEB Liability		32,567,646	--	32,567,646	32,567,646
Lease Liab - Long Term		--	--	--	--
Deposits Payable	71,752	15,378	--	87,130	80,338
Due To Other Funds		29,946	300,000	329,946	89,381
Scholarships-Designated Donations		--	40,951	40,951	82,916
Scholarships-Non-designated		--	1,011,020	1,011,020	762,714
Donatio					
Deferred Inflows		9,710,668	--	9,710,668	6,185,814
TOTAL LIABILITIES:	79,103	52,552,542	1,866,395	54,498,041	55,224,112
EQUITY AND OTHER CREDITS:					
Control Accounts		--	--	--	--
Fund Balances		--	--	--	--
Prior Year Fund Balance		-19,313,888	--	-19,313,888	-19,412,977
Endowment Fund-Original		--	--	--	--
Endowment Fund-Income		--	--	--	--

Governmental Fund Types

	Auxiliary Enterprise	Current Unrestricted	Restricted Funds	Current Year 2023	Prior Year 2022
EQUITY AND OTHER CREDITS:					
FB Professional Development		--	--		
FB Salary Equity		--	--		
FB Capital Equipment		--	--		
FB Investment Gain And Loss		--	--		
Fund Balance Receivables		--	--	-	-
Reserved-Undesignated		--	--		
FBTC Operating Fund Balance		--	--		
Plant Fund Balance		--	--		
Bond Fund Balance		--	--		
Scholarship		--	--		
Fund Balance-Rounding Diff		--	-	-	-
Fund Balances:					
Reserve for Encumbrance	42,987	1,558,816	485,491	2,087,295	2,080,777
Fund Balance	629,377	2,095,137	-125,865	2,598,649	1,443,062
Reserve For Operations		--	--		
TOTAL EQUITY AND OTHER CREDITS:	672,364	-15,659,935	359,626	-14,627,945	-15,889,138
TOTAL LIABILITIES, EQUITY AND OTHER CREDITS:	751,467	36,892,608	2,226,022	39,870,096	39,334,974

Proprietary Fund Types

	Agency Funds	Current Year 2023	Prior Year 2022
ASSETS and OTHER DEBITS:			
ASSETS:			
Cash	91,555	91,555	83,409
Cash Investments	166,082	166,082	159,529
Accounts Receivable	-	-	-
Taxes Receivable			
Local, St & Fed Agency Receivable			
Deposits			
Due From Other Funds			
Prepaid Expense			
Property, Plant & Equipment			
Deferred Outflows			
TOTAL ASSETS AND OTHER DEBITS:	257,637	257,637	242,938
Liabilities, equity and other credits			
LIABILITIES:			
Accounts Payable			
Employee Benefits Payable	-	-	-
Payroll Taxes Payable			
Accrued Liabilities			
Deferred Revenue			
Long Term Debt			
Net Pension Liability			
Net OPEB Liability			
Lease Liab - Long Term			
Deposits Payable	251,151	251,151	242,202
Due To Other Funds			
Scholarships-Designated Donations			
Scholarships-Non-designated			
Donatio			
Deferred Inflows			
TOTAL LIABILITIES:	251,151	251,151	242,202
EQUITY AND OTHER CREDITS:			
Control Accounts	6,486	6,486	735
Fund Balances			
Prior Year Fund Balance			
Endowment Fund-Original			
Endowment Fund-Income			

Proprietary Fund Types

	Agency Funds	Current Year 2023	Prior Year 2022
<hr/>			
EQUITY AND OTHER CREDITS:			
FB Professional Development			
FB Salary Equity			
FB Capital Equipment			
FB Investment Gain And Loss			
Fund Balance Receivables			
Reserved-Undesignated			
FBTC Operating Fund Balance			
Plant Fund Balance			
Bond Fund Balance			
Scholarship			
Fund Balance-Rounding Diff			
Fund Balances:			
Reserve for Encumbrance			
Fund Balance			
Reserve For Operations			
TOTAL EQUITY AND OTHER CREDITS:	6,486	6,486	735
<hr/>			
TOTAL LIABILITIES,	257,637	257,637	242,938
EQUITY AND OTHER CREDITS:			
<hr/>			

Fiduciary Fund Types

	Endowment Funds	Quasi Endowment Fund	Current Year 2023	Prior Year 2022
ASSETS and OTHER DEBITS:				
ASSETS:				
Cash	105,007	--	105,007	274,848
Cash Investments	12,023,734	--	12,023,734	12,653,292
Accounts Receivable	2,126	--	2,126	2,160
Taxes Receivable		--		
Local, St & Fed Agency Receivable		--		
Deposits		--		
Due From Other Funds		--		
Prepaid Expense		--		
Property, Plant & Equipment		--		
Deferred Outflows		--		
TOTAL ASSETS AND OTHER DEBITS:	12,130,867		12,130,867	12,930,299
Liabilities, equity and other credits				
LIABILITIES:				
Accounts Payable		--		
Employee Benefits Payable		--		
Payroll Taxes Payable		--		
Accrued Liabilities		--		
Deferred Revenue		--		
Long Term Debt		--		
Net Pension Liability		--		
Net OPEB Liability		--		
Lease Liab - Long Term		--		
Deposits Payable		--		
Due To Other Funds		--		
Scholarships-Designated Donations		--		
Scholarships-Non-designated		--		
Donatio		--		
Deferred Inflows		--		
TOTAL LIABILITIES:				
EQUITY AND OTHER CREDITS:				
Control Accounts		--		
Fund Balances		--		
Prior Year Fund Balance		--		
Endowment Fund-Original		--		
Endowment Fund-Income		--		

Wharton County Junior College
 Combined Balance Sheet--All Fund Types and Account Groups
 31-JUL-2023
 (With comparative totals for 31-JUL-2022)
 (amounts expressed in dollars)

Fiduciary Fund Types

	Endowment Funds	Quasi Endowment Fund	Current Year 2023	Prior Year 2022
<hr/>				
EQUITY AND OTHER CREDITS:				
FB Professional Development		--		
FB Salary Equity		--		
FB Capital Equipment		--		
FB Investment Gain And Loss		--		
Fund Balance Receivables		--		
Reserved-Undesignated		--		
FBTC Operating Fund Balance		--		
Plant Fund Balance		--		
Bond Fund Balance		--		
Scholarship		--		
Fund Balance-Rounding Diff		--		
Fund Balances:				
Reserve for Encumbrance		--		
Fund Balance	12,130,867	--	12,130,867	12,930,299
Reserve For Operations		--		
TOTAL EQUITY AND OTHER CREDITS:	12,130,867		12,130,867	12,930,299
<hr/>				
TOTAL LIABILITIES, EQUITY AND OTHER CREDITS:	12,130,867		12,130,867	12,930,299
<hr/>				
=====				

Wharton County Junior College
 Combined Balance Sheet--All Fund Types and Account Groups
 31-JUL-2023
 (With comparative totals for 31-JUL-2022)
 (amounts expressed in dollars)

Account Groups

	Debt Retirement Bond Fund	Investment in Plant Fund	Repair and Replacement	Unexpended Plant Fund	Current Year 2023	Prior Year 2022
ASSETS and OTHER DEBITS:						
ASSETS:						
Cash	238	--	6,883,584	-6,788,013	95,809	141,586
Cash Investments	401,830	--	--	9,152,859	9,554,688	9,604,160
Accounts Receivable	--	--	--	4,512	4,512	4,449
Taxes Receivable	--	--	--	--	--	--
Local, St & Fed Agency Receivable	--	--	--	--	--	--
Deposits	--	--	--	--	--	--
Due From Other Funds	--	--	--	--	--	--
Prepaid Expense	--	--	--	--	--	--
Property, Plant & Equipment	--	47,421,619	--	--	47,421,619	47,179,703
Deferred Outflows	--	--	--	--	--	--
TOTAL ASSETS AND OTHER DEBITS:	402,068	47,421,619	6,883,584	2,369,358	57,076,629	56,929,898
Liabilities, equity and other credits						
LIABILITIES:						
Accounts Payable	--	--	--	--	--	--
Employee Benefits Payable	--	--	--	--	--	--
Payroll Taxes Payable	--	--	--	--	--	--
Accrued Liabilities	--	1,339,512	--	--	1,339,512	1,351,645
Deferred Revenue	--	--	--	--	--	--
Long Term Debt	--	--	--	--	--	365,584
Net Pension Liability	--	--	--	--	--	--
Net OPEB Liability	--	--	--	--	--	--
Lease Liab - Long Term	--	8,988,334	--	--	8,988,334	8,988,334
Deposits Payable	--	--	--	--	--	--
Due To Other Funds	--	--	--	--	--	--
Scholarships-Designated Donations	--	--	--	--	--	--
Scholarships-Non-designated	--	--	--	--	--	--
Donatio	--	--	--	--	--	--
Deferred Inflows	--	--	--	--	--	--
TOTAL LIABILITIES:		10,327,846			10,327,846	10,705,563
EQUITY AND OTHER CREDITS:						
Control Accounts	--	--	--	--	--	--
Fund Balances	--	--	--	--	--	--
Prior Year Fund Balance	--	--	--	--	--	--
Endowment Fund-Original	--	--	--	--	--	--
Endowment Fund-Income	--	--	--	--	--	--

Account Groups

	Debt Retirement Bond Fund	Investment in Plant Fund	Repair and Replacement	Unexpended Plant Fund	Current Year 2023	Prior Year 2022
EQUITY AND OTHER CREDITS:						
FB Professional Development		--	--	--		
FB Salary Equity		--	--	--		
FB Capital Equipment		38,357,340	--	--	38,357,340	36,513,016
FB Investment Gain And Loss		--	--	--		
Fund Balance Receivables		--	--	--		
Reserved-Undesignated		--	--	--		
FBTC Operating Fund Balance		--	--	--		
Plant Fund Balance		--	--	--		
Bond Fund Balance		--	--	--		
Scholarship		--	--	--		
Fund Balance-Rounding Diff		--	--	--		
Fund Balances:						
Reserve for Encumbrance		--	--	--		
Fund Balance	402,068	483,903	6,199,366	1,306,105	8,391,442	9,711,319
Reserve For Operations		--	--	--		
TOTAL EQUITY AND OTHER CREDITS:	402,068	38,841,244	6,199,366	1,306,105	46,748,783	46,224,335
TOTAL LIABILITIES,	402,068	49,169,090	6,199,366	1,306,105	57,076,629	56,929,898
EQUITY AND OTHER CREDITS:						

Memorandum Only

	Current Year 2023	Prior Year 2022
ASSETS and OTHER DEBITS:		
ASSETS:		
Cash	3,431,103	4,296,781
Cash Investments	42,537,007	41,136,315
Accounts Receivable	5,321,182	4,530,669
Taxes Receivable	525,720	525,561
Local, St & Fed Agency Receivable	421,946	1,389,738
Deposits		4,892
Due From Other Funds	329,946	89,381
Prepaid Expense	6,012	
Property, Plant & Equipment	47,421,619	47,179,703
Deferred Outflows	9,340,694	10,285,070
TOTAL ASSETS AND OTHER DEBITS:	109,335,228	109,438,110
Liabilities, equity and other credits		
LIABILITIES:		
Accounts Payable	232,662	293,390
Employee Benefits Payable	150,180	238,442
Payroll Taxes Payable	-5,549	
Accrued Liabilities	1,339,512	1,351,645
Deferred Revenue	6,269,552	5,694,637
Long Term Debt		365,584
Net Pension Liability	4,103,835	9,228,835
Net OPEB Liability	32,567,646	32,567,646
Lease Liab - Long Term	8,988,334	8,988,334
Deposits Payable	338,280	322,540
Due To Other Funds	329,946	89,381
Scholarships-Designated Donations	40,951	82,916
Scholarships-Non-designated	1,011,020	762,714
Donatio		
Deferred Inflows	9,710,668	6,185,814
TOTAL LIABILITIES:	65,077,037	66,171,878
EQUITY AND OTHER CREDITS:		
Control Accounts	6,486	735
Fund Balances		
Prior Year Fund Balance	-19,313,888	-19,412,977
Endowment Fund-Original		
Endowment Fund-Income		
FB Professional Development		
FB Salary Equity		
FB Capital Equipment	38,357,340	36,513,016
FB Investment Gain And Loss		

Memorandum Only

	Current Year 2023	Prior Year 2022
Fund Balance Receivables	-	-
Reserved-Undesignated		
FBTC Operating Fund Balance		
Plant Fund Balance		
Bond Fund Balance		
Scholarship		
Fund Balance-Rounding Diff	-	-
Fund Balances:		
Reserve for Encumbrance	2,087,295	2,080,777
Fund Balance	23,120,958	24,084,680
Reserve For Operations		
TOTAL EQUITY AND OTHER CREDITS:	44,258,191	43,266,232
TOTAL LIABILITIES, EQUITY AND OTHER CREDITS:	109,335,228	109,438,110