

**INVESTMENT REPORT  
JANUARY 2025**

	<u>Principal</u>	<u>Monthly Interest</u>	<u>Rates</u>
<b>Lone Star Investment Pool</b>			
<b>Government Overnight Fund</b>			
Local Maintenance Fund	\$13,090,111	\$46,369	4.35%
Interest & Sinking Fund	\$1,856,274	\$6,216	4.35%
<b>Corporate Overnight Plus Fund</b>			
Local Maintenance Fund	\$13,578	\$53	4.59%
<b>Total Lone Star Investment Pool</b>	<b>\$14,959,963</b>	<b>\$52,638</b>	
<b>WestStar Bank</b>			
General Operating Account	\$788,029	\$0	0.10%
Activity Account	\$151,150	\$0	0.10%
Robert F Cook - Savings	\$2,235	\$0	0.35%
Robert F Cook - CD	\$474	\$0	
Robert F Cook - CD	\$4,399	\$0	
Campus Activity Fund	\$14,754	\$0	0.05%
<b>Total WestStar Bank</b>	<b>\$961,041</b>	<b>\$0</b>	
<b>Wells Fargo Advisors</b>			
T.A. Pollan Money Fund	\$5,538	\$0	
<b>Total Wells Fargo Advisors</b>	<b>\$5,538</b>	<b>\$0</b>	
<b>Total Monthly Interest Earned</b>	<b>\$52,638</b>		
<b>Total Interest Year to Date 2024-2025</b>	<b>\$250,361</b>		
<b>Total General Fund Balance</b>	<b>\$14,834,488</b>		

We, the approved Investment Officers of Fabens ISD, hereby certify that the following Investment Report represents the investment position of the district as of January 31, 2025 in compliance with the Board approved Investment Policy, the Public Funds Investment Act (Texas Government Code 2256), and, Generally Accepted Accounting Principles (GAAP).

**DR. ROGELIO SEGOVIA, SUPERINTENDENT**

**AIDE POLANCO, DIRECTOR OF HUMAN RESOURCES**

**FOOD SERVICE**

**Fund 101**

**JANUARY 2025**

	<u>ESTIMATED REVENUE</u>	<u>ACTUAL RECEIVED</u>	<u>UNCOLLECTED</u>	<u>PERCENT COLLECTED</u>
Misc Revenue	\$5,000	\$0	\$5,000	0.00%
Local Revenue-Catering & Sale Meals	\$15,000	\$24,898	-\$9,898	165.99%
State Matching Revenue	\$0	\$0	\$0	
Federal Revenue-Breakfast	\$405,500	\$114,637	\$290,863	28.27%
Federal Revenue-Lunch	\$816,700	\$460,206	\$356,494	56.35%
USDA Commodities	\$42,000	\$0	\$42,000	0.00%
Rev-Other TEA-FF&V/P-Ebt/Supp	\$95,800	\$47,143	\$48,657	49.21%
<b>TOTAL REVENUE</b>	<b>\$1,380,000</b>	<b>\$646,884</b>	<b>\$733,116</b>	<b>46.88%</b>

	<u>BUDGET</u>	<u>EXPENDITURES</u>	<u>BALANCE</u>	<u>PERCENT EXPENDED</u>
Expenditures	\$1,380,000	\$695,230	\$684,770	50.38%
<b>TOTAL EXPENDITURE</b>	<b>\$1,380,000</b>	<b>\$695,230</b>	<b>\$684,770</b>	<b>50.38%</b>

**TAX COLLECTIONS REPORT**

**JANUARY 2025**

**2024-2025**

	<u><u>M/O</u></u>	<u><u>I/S</u></u>	<u><u>TOTAL</u></u>
<b><u>Estimated Collections:</u></b>	2,036,926	891,964	2,928,890
<b><u>Actual Collections:</u></b>			
September	10,516	4,208	14,724
October	26,017	10,674	36,691
November	188,524	78,899	267,423
December	398,117	166,799	564,917
January	711,070	298,330	1,009,400
February			0
March			0
April			0
May			0
June			0
July			0
August			0
<b>Due to/from</b>			
<b>Year To Date</b>	<b>1,334,244</b>	<b>558,911</b>	<b>1,893,154</b>
<b>Tax Rates</b>	0.7910000% +	0.3321000% =	1.1231000%

**GENERAL OPERATING FUND EXPENDITURES  
REPORT BY FUNCTION- FUND 199**

**JANUARY 2025**

	<u>BUDGET</u>	<u>COMMITTED</u>	<u>BALANCE</u>	<u>PERCENT COMMITTED</u>
<b>FUNCTION 11</b>	\$12,083,508	\$5,915,691	\$6,167,817	48.96%
Instruction				
<b>FUNCTION 12</b>	\$255,000	\$81,483	\$173,517	31.95%
Instructional Resources/ Media (Library)				
<b>FUNCTION 13</b>	\$220,000	\$69,349	\$150,651	31.52%
Curriculum and Staff Development				
<b>FUNCTION 21</b>	\$500,000	\$238,587	\$261,413	47.72%
Instructional Leadership				
<b>FUNCTION 23</b>	\$1,255,000	\$673,041	\$581,959	53.63%
School Leadership				
<b>FUNCTION 31</b>	\$880,000	\$344,278	\$535,722	39.12%
Counseling Guidance Services				
<b>FUNCTION 32</b>	\$32,000	\$22,082	\$9,918	69.01%
Social Work Services				
<b>FUNCTION 33</b>	\$300,000	\$150,136	\$149,864	50.05%
Health Services				
<b>FUNCTION 34</b>	\$460,000	\$226,235	\$233,765	49.18%
Transportation				

<b>FUNCTION 36</b>	\$755,000	\$403,175	\$351,825	<b>53.40%</b>
Co-Curricular Athletics				
<b>FUNCTION 41</b>	\$1,200,000	\$553,563	\$646,437	<b>46.13%</b>
General Administration				
<b>FUNCTION 51</b>	\$2,200,000	\$1,961,578	\$238,422	<b>89.16%</b>
Plant Maintenance and Operation				
<b>FUNCTION 52</b>	\$310,000	\$288,427	\$21,573	<b>93.04%</b>
Security/Monitoring Services				
<b>FUNCTION 53</b>	\$220,000	\$289,588	-\$69,588	<b>131.63%</b>
Data Processing				
<b>FUNCTION 61</b>	\$40,000	\$12,995	\$27,005	<b>32.49%</b>
Community Services				
<b>FUNCTION 81</b>	\$100,000	\$0	\$100,000	<b>0.00%</b>
Facilities Acquisition and Construction				
<b>FUNCTION 99</b>	\$48,541	\$26,848	\$21,694	<b>55.31%</b>
Other Intergovernmental Charges				
<b>ORIGINAL BUDGET</b>	<b>\$20,859,049</b>	<b>\$11,257,058</b>	<b>\$9,601,991</b>	<b>53.97%</b>

**GENERAL FUND REVENUE  
FUND 199**

**JANUARY 2025**

	<u>ESTIMATED</u>	<u>ACTUAL RECEIVED</u>	<u>UNCOLLECTED</u>	<u>PERCENT COLLECTED</u>
<b>Local Revenue</b>				
Local Revenue- Tax Revenue	\$1,279,279	\$1,334,244	-\$54,965	104.30%
Local Revenue-Interest	\$486,974	\$238,338	\$248,636	48.94%
Local Revenue-Miscellaneous	\$62,965	\$64,122	-\$1,157	101.84%
<b>LOCAL TOTAL</b>	<b>\$1,829,218</b>	<b>\$1,636,703</b>	<b>\$192,515</b>	<b>89.48%</b>
State Revenue TEA	\$16,654,831	\$12,015,778	\$4,639,053	72.15%
State Funding - HB1	\$650,000	\$445,816	\$204,184	68.59%
On Behalf Payment	\$1,340,000	\$517,518	\$822,482	38.62%
Federal Programs Indirect Costs	\$278,000	\$116,067	\$161,933	41.75%
ROTC	\$107,000	\$54,313	\$52,687	50.76%
<b>STATE TOTAL</b>	<b>\$19,029,831</b>	<b>\$13,149,492</b>	<b>\$5,880,339</b>	<b>69.10%</b>
 <b>TOTAL REVENUE</b>	 <b>\$20,859,049</b>	 <b>\$14,786,195</b>	 <b>\$6,072,854</b>	 <b>70.89%</b>

**DEBT SERVICE FUND  
FUND 599**

**JANUARY 2025**

	<u>ESTIMATED REVENUE</u>	<u>ACTUAL RECEIVED</u>	<u>UNCOLLECTED</u>	<u>PERCENT COLLECTED</u>
Local Revenue-Taxes	\$655,366	\$558,911	\$96,455	85.28%
Local Revenue-Interest	\$25,000	\$11,962	\$13,038	47.85%
State Revenue	\$1,594,320	\$1,213,471	\$380,849	76.11%
<b>TOTAL REVENUE</b>	<b>\$2,274,686</b>	<b>\$1,784,344</b>	<b>\$490,342</b>	<b>78.44%</b>

	<u>BUDGET</u>	<u>EXPENDITURES</u>	<u>BALANCE</u>	<u>PERCENT EXPENDED</u>
<b>Expenditures</b>				
Function 71-Debt Service	\$2,274,686	\$0	\$2,274,686	0.00%
<b>TOTAL EXPENDITURE</b>	<b>\$2,274,686</b>	<b>\$0</b>	<b>\$2,274,686</b>	<b>0.00%</b>

Check Activity Report				
Bank Account - WestStar Bank(4178696)				
Start Date - 01-01-2025 End Date - 01-31-2025			Print Date:	02/13/2025 15:13 a
Issued Checks				
<u>Check Number</u>	<u>Payee</u>	<u>Check Date</u>	<u>Payment Type</u>	<u>Amount</u>
57866	4imprint	01/10/2025	Paper Check	\$3,303.56
57867	American Airlines Dept. 06413	01/10/2025	Paper Check	\$8,536.05
57868	Anabel Ramos	01/10/2025	Paper Check	\$2,100.00
57869	Apogee Components	01/10/2025	Paper Check	\$976.53
57870	Apple Computer Inc	01/10/2025	Paper Check	\$65.89
57871	Autozone	01/10/2025	Paper Check	\$81.28
57872	B & H Photo Video	01/10/2025	Paper Check	\$2,897.65
57873	BSN LLC	01/10/2025	Paper Check	\$3,913.75
57874	Baker Glass Co, Inc.	01/10/2025	Paper Check	\$136.50
57875	Barnes And Nobles #2744	01/10/2025	Paper Check	\$2,677.06
57876	Blick Art Materials	01/10/2025	Paper Check	\$98.83
57877	Brady Industries of Texas, LLC	01/10/2025	Paper Check	\$1,819.28
57878	Business Professionals of America Texas Association	01/10/2025	Paper Check	\$480.00
57879	CED INC	01/10/2025	Paper Check	\$1,891.59
57880	Caldarella's Restaurant Supply	01/10/2025	Paper Check	\$2,654.00
57881	Ced Credit Office	01/10/2025	Paper Check	\$3,118.10
57882	Christopher Lopez	01/10/2025	Paper Check	\$640.00
57883	Classic Elegance Coaches LLC	01/10/2025	Paper Check	\$2,545.00
57884	Communities In Schools of El Paso, Inc.	01/10/2025	Paper Check	\$6,250.00
57885	Control and Equipment Company of El Paso, Inc.	01/10/2025	Paper Check	\$1,199.03
57886	DH Pace Company, Inc	01/10/2025	Paper Check	\$984.43
57887	Dr. Victor Ramirez	01/10/2025	Paper Check	\$98.00
57888	Ean Holdings, Llc DbA Enterprise Rent-A-Car	01/10/2025	Paper Check	\$302.56
57889	El Paso Community College	01/10/2025	Paper Check	\$1,511.44
57890	El Paso County Water Dist #4	01/10/2025	Paper Check	\$9,554.82
57891	Fabens ISD/Travel Buses	01/10/2025	Paper Check	\$2,778.10
57892	Far West Services, Inc.	01/10/2025	Paper Check	\$289.75
57893	First Degree Refrigeration, LLC	01/10/2025	Paper Check	\$1,823.80
57894	GH Dairy	01/10/2025	Paper Check	\$1,464.00
57895	H2A Consulting LLC	01/10/2025	Paper Check	\$595.00
57896	Home Depot Credit Services	01/10/2025	Paper Check	\$5,286.24
57897	IMPAC	01/10/2025	Paper Check	\$21.09
57898	Jacqueline Bernal	01/10/2025	Paper Check	\$500.00
57899	Johnstone Supply of El Paso	01/10/2025	Paper Check	\$711.52



57900	Julie's Promotional Products	01/10/2025	Paper Check	\$580.00
57901	Julie's Promotional Products	01/10/2025	Paper Check	\$636.00
57902	Julie's Promotional Products	01/10/2025	Paper Check	\$1,133.00
57903	Junior Library Guild	01/10/2025	Paper Check	\$1,360.92
57904	Kevin Velasquez	01/10/2025	Paper Check	\$40.00
57905	Lakeshore Learning Materials	01/10/2025	Paper Check	\$720.95
57906	Martin Olivas	01/10/2025	Paper Check	\$1,800.00
57907	Nasco Arts & Crafts	01/10/2025	Paper Check	\$435.45
57908	O'Reilly Auto Parts	01/10/2025	Paper Check	\$665.81
57909	ODP Business Solutions LLC	01/10/2025	Paper Check	\$4,986.42
57910	PITSCO, INC.	01/10/2025	Paper Check	\$218.90
57911	Perez Propane, LLC	01/10/2025	Paper Check	\$94.20
57912	Purchase Power	01/10/2025	Paper Check	\$2,024.75
57913	Rebecca Nicole Longoria	01/10/2025	Paper Check	\$3,330.00
57914	Region Xix Esc	01/10/2025	Paper Check	\$21,905.00
57915	Ricardo R. Rodriguez	01/10/2025	Paper Check	\$540.00
57916	Rio Seco Ag, LLC	01/10/2025	Paper Check	\$3,500.00
57917	Rio Seco Ag, LLC	01/10/2025	Paper Check	\$64.72
57918	Sam's Club	01/10/2025	Paper Check	\$1,369.48
57919	Scholastic Inc.	01/10/2025	Paper Check	\$327.50
57920	School Specialty LLC	01/10/2025	Paper Check	\$2,033.89
57921	Segovia's Distributing	01/10/2025	Paper Check	\$741.11
57922	Sonitrol of El Paso	01/10/2025	Paper Check	\$2,715.00
57923	Southwestern Mill Distributors	01/10/2025	Paper Check	\$664.65
57924	Staples Inc.	01/10/2025	Paper Check	\$105.84
57925	TIB, N.A.	01/10/2025	Paper Check	\$3,183.44
57926	TeachTown	01/10/2025	Paper Check	\$875.00
57927	Texas Gas Service	01/10/2025	Paper Check	\$24,148.13
57928	Toyota Lift Of El Paso	01/10/2025	Paper Check	\$97.00
57929	Verizon Wireless	01/10/2025	Paper Check	\$160.96
57930	W.W. Grainger Inc	01/10/2025	Paper Check	\$71.28
57931	Western States Fire Protection Co.	01/10/2025	Paper Check	\$10,110.00
57932	Wholesale Lumber of Fabens LLC	01/10/2025	Paper Check	\$85.05
57933	Winsupply S El Paso TX Co.	01/10/2025	Paper Check	\$944.30
57934	Clarissa Alvillar	01/10/2025	Paper Check	\$351.49
57935	Richard Fraire	01/10/2025	Paper Check	\$500.00
57936	Raymond Hernandez	01/10/2025	Paper Check	\$500.00
57937	Lori Ramirez	01/10/2025	Paper Check	\$70.00
57938	Alicia Trejo	01/10/2025	Paper Check	\$21.00
57944	Texas State Library and Archives Commission	01/16/2025	Paper Check	\$553.32
57945	806 Technologies Inc.	01/16/2025	Paper Check	\$3,000.00
57946	A T Shirt Warehouse, LLC	01/16/2025	Paper Check	\$192.00
57947	Armando Romero	01/16/2025	Paper Check	\$60.00
57948	Autozone	01/16/2025	Paper Check	\$57.26
57949	B & H Photo Video	01/16/2025	Paper Check	\$4,282.52
57950	BARCO El Paso	01/16/2025	Paper Check	\$768.00
57951	Belen Briones	01/16/2025	Paper Check	\$15,968.00
57952	Best Iron Works & Screens, Inc.	01/16/2025	Paper Check	\$32,275.00

57953	Charter Communications Holdings LLC	01/16/2025	Paper Check	\$870.56
57954	Christine De la Cruz	01/16/2025	Paper Check	\$600.00
57955	Dell Computer	01/16/2025	Paper Check	\$1,135.18
57956	Education Advanced Inc	01/16/2025	Paper Check	\$4,950.00
57957	El Paso Electric Co	01/16/2025	Paper Check	\$31,679.34
57958	FFGA	01/16/2025	Paper Check	\$73,191.46
57959	Fabens Isd/food Serv Catering	01/16/2025	Paper Check	\$780.00
57960	Fabens Oil Co.	01/16/2025	Paper Check	\$4,354.59
57961	Game One	01/16/2025	Paper Check	\$249.20
57962	Jose Luis Martinez	01/16/2025	Paper Check	\$32.50
57963	Meza Trophies & Plaques	01/16/2025	Paper Check	\$130.72
57964	Mounce, Green, Myers, Safi Paxson & Galatzan	01/16/2025	Paper Check	\$1,920.00
57965	Mounce, Green, Myers, Safi Paxson & Galatzan	01/16/2025	Paper Check	\$2,744.00
57966	ODP Business Solutions LLC	01/16/2025	Paper Check	\$1,214.20
57967	Region Xix Esc	01/16/2025	Paper Check	\$2,500.00
57968	Responsive Learning, Lp	01/16/2025	Paper Check	\$4,950.00
57969	Saucedo Security Solutions	01/16/2025	Paper Check	\$138.00
57970	Socorro ISD	01/16/2025	Paper Check	\$250.00
57971	Sonitrol of El Paso	01/16/2025	Paper Check	\$111.75
57972	Spectrum Technologies	01/16/2025	Paper Check	\$8,610.20
57973	TCG Administrators	01/16/2025	Paper Check	\$3,352.70
57974	UIL Region 22 Music	01/16/2025	Paper Check	\$350.00
57975	United States Postal Service	01/16/2025	Paper Check	\$1,960.00
57976	Varitec Solutions	01/16/2025	Paper Check	\$95.48
57977	Wholesale Lumber of Fabens LLC	01/16/2025	Paper Check	\$247.58
57978	Maria Alarcon	01/16/2025	Paper Check	\$914.00
57979	Veronica Brashear	01/16/2025	Paper Check	\$88.00
57980	Maria Contreras	01/16/2025	Paper Check	\$59.96
57981	Olga Espinoza	01/16/2025	Paper Check	\$139.94
57982	Corina Ruiz	01/16/2025	Paper Check	\$118.00
57983	Rogelio Segovia	01/16/2025	Paper Check	\$108.00
57984	Jacob Zavala	01/16/2025	Paper Check	\$52.00
57990	Auvik US Inc.	01/23/2025	Paper Check	\$9,289.98
57991	Blue Star Bus Sales, Ltd	01/23/2025	Paper Check	\$377.38
57992	Brady Industries of Texas, LLC	01/23/2025	Paper Check	\$3,360.43
57993	CED INC	01/23/2025	Paper Check	\$1,130.00
57994	Christine De la Cruz	01/23/2025	Paper Check	\$150.00
57995	Christopher Lopez	01/23/2025	Paper Check	\$640.00
57996	Desert Haven Trailer Co.	01/23/2025	Paper Check	\$645.26
57997	Dr. Victor Ramirez	01/23/2025	Paper Check	\$98.00
57998	Eai Eric Armin Inc	01/23/2025	Paper Check	\$3,187.59
57999	El Paso County Tax Assessor & Collector	01/23/2025	Paper Check	\$60.75
58000	El Paso Reprographics LLC	01/23/2025	Paper Check	\$28,109.11
58001	FABENS QUICK LUBE, LLC	01/23/2025	Paper Check	\$18.50
58002	Fabens ISD/Travel Buses	01/23/2025	Paper Check	\$2,474.75
58003	Fabens Isd/food Serv Catering	01/23/2025	Paper Check	\$186.50
58004	Juan Morales	01/23/2025	Paper Check	\$627.00
58005	Labatt Food Service	01/23/2025	Paper Check	\$34,411.50

58006	Lead4ward, LLC	01/23/2025	Paper Check	\$795.00
58007	Lowman Consulting LLC	01/23/2025	Paper Check	\$500.00
58008	MPS	01/23/2025	Paper Check	\$5,851.67
58009	MSB School Services LLC	01/23/2025	Paper Check	\$186.51
58010	Martin Olivas	01/23/2025	Paper Check	\$900.00
58011	Mission Linen & Uniform	01/23/2025	Paper Check	\$93.45
58012	Mobile Communications America Inc.	01/23/2025	Paper Check	\$1,260.00
58013	National Restaurant Supply	01/23/2025	Paper Check	\$430.00
58014	Norman S. Wright Co. Manufacturers Representative	01/23/2025	Paper Check	\$394.00
58015	ODP Business Solutions LLC	01/23/2025	Paper Check	\$3,723.69
58016	Pearson Assessments & Testing	01/23/2025	Paper Check	\$10.00
58017	Pearson Assessments & Testing	01/23/2025	Paper Check	\$308.02
58018	Pearson Assessments & Testing	01/23/2025	Paper Check	\$118.94
58019	Peter Piper Pizza	01/23/2025	Paper Check	\$987.00
58020	Peter Piper Pizza	01/23/2025	Paper Check	\$228.76
58021	Pride General Contractors	01/23/2025	Paper Check	\$13,016.00
58022	Pride General Contractors	01/23/2025	Paper Check	\$121,662.00
58023	Quintero's Meat Co., Inc	01/23/2025	Paper Check	\$318.28
58024	Raul Tarango	01/23/2025	Paper Check	\$500.00
58025	Reece Supply Co	01/23/2025	Paper Check	\$311.00
58026	Region Xix Esc	01/23/2025	Paper Check	\$150.00
58027	Ricardo R. Rodriguez	01/23/2025	Paper Check	\$540.00
58028	Rio Seco Ag, LLC	01/23/2025	Paper Check	\$342.99
58029	Roger Alba Towing, LLC	01/23/2025	Paper Check	\$175.00
58030	SPARK Services	01/23/2025	Paper Check	\$1,070.00
58031	San Elizario High School	01/23/2025	Paper Check	\$60.00
58032	School Specialty LLC	01/23/2025	Paper Check	\$532.22
58033	Southwestern Mill Distributors	01/23/2025	Paper Check	\$3,050.00
58034	SystemsGo	01/23/2025	Paper Check	\$1,575.00
58035	TSNO-19	01/23/2025	Paper Check	\$150.00
58036	Texas Association of Future Educators	01/23/2025	Paper Check	\$1,936.00
58037	W.W. Grainger Inc	01/23/2025	Paper Check	\$868.39
58038	Western States Fire Protection Co.	01/23/2025	Paper Check	\$630.00
58039	Wholesale Lumber of Fabens LLC	01/23/2025	Paper Check	\$5.99
58040	dB Audio USA, LLC	01/23/2025	Paper Check	\$5,875.00
58041	Maria Avalos-fernandez	01/23/2025	Paper Check	\$27.45
58042	Marcela Licerio	01/23/2025	Paper Check	\$199.31
58043	Liliana Moyers	01/23/2025	Paper Check	\$128.00
58044	David Natividad	01/23/2025	Paper Check	\$398.00
58045	David Natividad	01/23/2025	Paper Check	\$398.00
58046	Maria Rodriguez	01/23/2025	Paper Check	\$32.50
58047	Melissa Rodriguez	01/23/2025	Paper Check	\$128.00
58048	Miguel Soto	01/23/2025	Paper Check	\$276.00
58053	Fabens I.S.D.	01/24/2025	Paper Check	\$5.00
58054	4imprint	01/30/2025	Paper Check	\$1,665.28
58055	American Airlines Dept. 06413	01/30/2025	Paper Check	\$2,581.79
58056	Anabel Ramos	01/30/2025	Paper Check	\$2,100.00
58057	Autozone	01/30/2025	Paper Check	\$468.83

58058	BSN LLC	01/30/2025	Paper Check	\$340.00
58059	Best Iron Works & Screens, Inc.	01/30/2025	Paper Check	\$66,789.00
58060	Brady Industries of Texas, LLC	01/30/2025	Paper Check	\$8,388.52
58061	Christine De la Cruz	01/30/2025	Paper Check	\$600.00
58062	Destination Imagination, Inc.	01/30/2025	Paper Check	\$330.00
58063	Ean Holdings, Llc DbA Enterprise Rent-A-Car	01/30/2025	Paper Check	\$183.15
58064	Edpuzzle, Inc.	01/30/2025	Paper Check	\$2,375.00
58065	FABENS QUICK LUBE, LLC	01/30/2025	Paper Check	\$18.50
58066	Fabens ISD/Travel Buses	01/30/2025	Paper Check	\$1,865.25
58067	Frank's Supply Co Inc	01/30/2025	Paper Check	\$1,087.17
58068	GH Dairy	01/30/2025	Paper Check	\$3,953.40
58069	Game One	01/30/2025	Paper Check	\$1,988.00
58070	Guardian Innovations	01/30/2025	Paper Check	\$2,972.50
58071	HMart Uniform & Tactical Supply	01/30/2025	Paper Check	\$751.31
58072	Honors Graduation, LLC	01/30/2025	Paper Check	\$204.00
58073	Indian Cliffs Ranch Cattleman's Steakhouse	01/30/2025	Paper Check	\$1,400.00
58074	Johnstone Supply of El Paso	01/30/2025	Paper Check	\$457.49
58075	Jones School Supply, Inc	01/30/2025	Paper Check	\$729.75
58076	Jose Luis Martinez	01/30/2025	Paper Check	\$85.00
58077	Labatt Food Service	01/30/2025	Paper Check	\$2,625.40
58078	Little Caesars	01/30/2025	Paper Check	\$93.84
58079	Mission Linen & Uniform	01/30/2025	Paper Check	\$2,673.63
58080	ODP Business Solutions LLC	01/30/2025	Paper Check	\$949.05
58081	Pitney Bowes Supplies	01/30/2025	Paper Check	\$232.38
58082	Proaction, Inc.	01/30/2025	Paper Check	\$16.00
58083	Really Good Stuff, Inc	01/30/2025	Paper Check	\$276.79
58084	Region Xix Esc	01/30/2025	Paper Check	\$3,682.50
58085	Rio Seco Ag, LLC	01/30/2025	Paper Check	\$4,500.00
58086	Rio Seco Ag, LLC	01/30/2025	Paper Check	\$104.98
58087	Sam's Club	01/30/2025	Paper Check	\$395.36
58088	School Specialty LLC	01/30/2025	Paper Check	\$1,656.23
58089	Segovia's Distributing	01/30/2025	Paper Check	\$2,307.62
58090	Signwarehouse	01/30/2025	Paper Check	\$777.99
58091	Super Chef Inc.	01/30/2025	Paper Check	\$613.35
58092	SystemsGo	01/30/2025	Paper Check	\$241.56
58093	TCASE	01/30/2025	Paper Check	\$1,120.00
58094	TIB, N.A.	01/30/2025	Paper Check	\$4,338.18
58095	Texas Art Education Association	01/30/2025	Paper Check	\$136.00
58096	Texas Music Educators Association	01/30/2025	Paper Check	\$135.00
58097	Wholesale Lumber of Fabens LLC	01/30/2025	Paper Check	\$122.57
58098	Yvonne B. Bucher	01/30/2025	Paper Check	\$750.00
58099	Rebeca Marquez-Retamoza	01/30/2025	Paper Check	\$400.00
58100	Karina Melendez-Nevarez	01/30/2025	Paper Check	\$128.00
58101	Miguel Soto	01/30/2025	Paper Check	\$416.00
58102	Jacob Zavala	01/30/2025	Paper Check	\$144.00
			Issued Checks SubTotal	\$ 754,553.84

<b>Voided Checks</b>				
<u>Check Number</u>	<u>Payee</u>	<u>Void Date</u>	<u>Payment Type</u>	<u>Amount</u>
57222	Texas State Library and Archives Commission	01/16/2025	Paper Check	\$ 553.32
57981	Olga Espinoza	01/17/2025	Paper Check	\$ 139.94
58001	FABENS QUICK LUBE, LLC	01/24/2025	Paper Check	\$ 18.50
58045	David Natividad	01/28/2025	Paper Check	\$ 398.00
58053	Fabens I.S.D.	01/24/2025	Paper Check	\$ 5.00
58096	Texas Music Educators Association	01/31/2025	Paper Check	\$ 135.00
			Voided Checks SubTotal	\$ 1,249.76
			Net Amount	\$ 753,304.08

February 13, 2025

To: Board of Trustees

Re: Quarterly Investment Report

The Quarterly Investment Report for the period ending November 30, 2024, is attached. Total investments increased from the end of the last quarter by \$5,126,981.36 as a result of regular district operations, to include debt service deposits.

As you may recall from our investment policy, the goals of our investment policy are safety, liquidity, and finally, yield. With safety as a number one priority, Fisd continues to sweep excess cash balances daily into our Investment Pools that are yielding an average of 4.92% for the Government Overnight Fund and 5.10% for the Corporate Overnight Plus Fund for the quarter.

As indicated in previous reports, our district invests cash that we will not need immediately in the Lone Star Investment Pool. At the end of September 2024, average yields at the investment pools ranged from 5.25% to 4.80%. Yields through November 2024 decreased. As has been the case for the last year, we continue to see little or no growth in yields with little expectation for significant increases in interest revenue in the near future.

If you have any questions on the Fisd investment practices or an individual investment or pool, please feel free to let us know.

Dr. Rogelio Segovia

Superintendent

Aide Polanco

Director of Human Resources

1<sup>st</sup> Qtr. Inv. Rpt.

2-13-2025

**Investment Report**  
**For the Quarter Ending November 30, 2024**

This quarterly report is in full compliance with the investment strategy as established for the pooled investment fund and the Public Funds Investment Act.  
(Government Code, Chapter 2256)

<b>Beginning Book Value</b>	<b>9,159,837.73</b>
<b>Beginning Market Value</b>	<b>9,161,032.03</b>

<b>Ending Book Value</b>	<b>14,286,819.09</b>
<b>Ending Market Value</b>	<b>14,288,220.29</b>
<b>Gain/Loss</b>	<b>1,401.20</b>

<b>Accrued Interest for Period</b>	<b>144,907.83</b>
<b>Accrued Interest for FY</b>	<b>144,907.83</b>

**Dr. Rogelio Segovia**  
Superintendent

**Aide Polanco**  
Director of Human Resources

**Investment Report  
for the Quarter Ending November 30, 2024**

**Government Overnight Fund**

Description	Ave Rate	Beginning Book Value	Beginning Market Value	Current Qtr Deposits	Current Qtr Withdrawals	Qtr Accr Int	Ending Book Value	Ending Market Value	Gain/Loss	YTD Accr Int
Interest & Sinking	4.92%	115,509.36	115,524.42	87,576.77	-	1,611.38	204,697.51	204,717.59	20.08	1,611.38
Local Maintenance	4.92%	9,031,027.34	9,032,204.45	12,700,953.76	7,806,457.00	143,126.91	14,068,651.01	14,070,030.80	1,379.79	143,126.91

**Corporate Overnight Plus Fund**

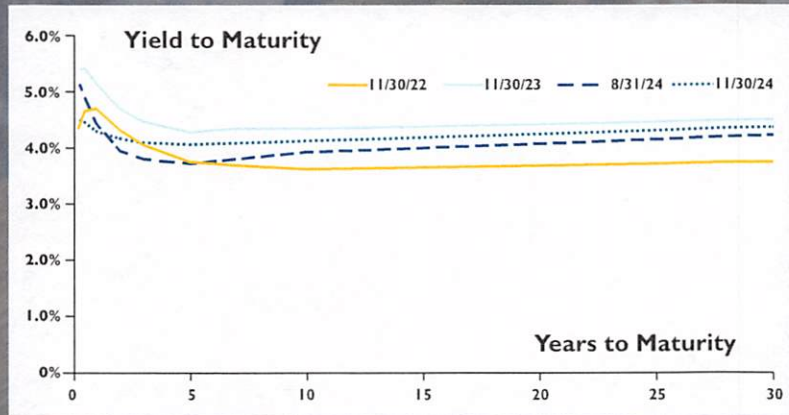
Description	Ave Rate	Beginning Book Value	Beginning Market Value	Current Qtr Deposits	Current Qtr Withdrawals	Qtr Accr Int	Ending Book Value	Ending Market Value	Gain/Loss	YTD Accr Int
Local Maintenance	5.10%	13,301.03	13,303.16	-	-	169.54	13,470.57	13,471.90	1.33	169.54
<b>Totals</b>		<b>9,159,837.73</b>	<b>9,161,032.03</b>	<b>12,788,530.53</b>	<b>7,806,457.00</b>	<b>144,907.83</b>	<b>14,286,819.09</b>	<b>14,288,220.29</b>	<b>1,401.20</b>	<b>144,907.83</b>



# Quarterly Position Report

## November 30, 2024

The US Treasury yield curve pivoted during the three months ending November 30, with yields on securities maturing in less than two years falling by up to 67 basis points (bps), while those on maturities exceeding two years rose by up to 35 bps. Equity markets rallied, with the Dow Jones Industrial Average, S&P 500, and Nasdaq-100 reaching all-time highs, gaining 8.1%, 6.8%, and 8.5%, respectively. There was some volatility in the jobs numbers, as the October report was weaker than expected but dismissed due to labor strikes and hurricanes. This was followed by a rebound in November, indicating a possible slowdown rather than a crumbling of the labor market. The Federal Reserve (Fed) cut rates by 50 bps to a range of 4.75% to 5.0% in September. The larger-than-anticipated cut was described as a policy recalibration aimed at maintaining economic strength. In November, the Fed reduced rates by another 25 bps, continuing the cutting cycle. Fed Chair Powell noted at a press conference that, even with the cut, policy remains restrictive and that "We don't need further labor market cooling to achieve the inflation goal." As of the end of November, markets projected a 66% chance of another 25-bps cut at the December 18 FOMC meeting.

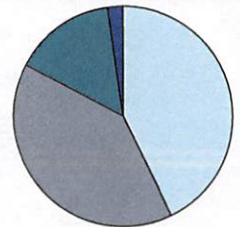


### Government Overnight Fund

Duration 0.05871

	Participant Assets	Market Value
Beginning of Quarter Balance	6,140,044,215.75	6,140,844,510.18
Deposits	3,024,376,262.69	
Withdrawals	(3,165,587,924.39)	
End of Quarter Balance	5,998,532,554.05	5,999,120,861.75

Cash/Repo	43%
Agencies	40%
Treasuries	15%
MM Funds	2%

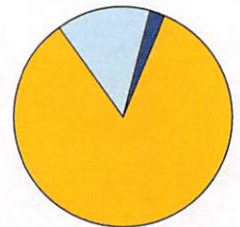


### Corporate Overnight Fund

Duration 0.22072

	Participant Assets	Market Value
Beginning of Quarter Balance	3,167,357,847.79	3,167,895,830.29
Deposits	1,641,839,130.25	
Withdrawals	(1,425,865,510.27)	
End of Quarter Balance	3,383,331,467.77	3,383,567,909.23

Commercial Paper	84%
Cash/Repo	14%
MM Funds	2%

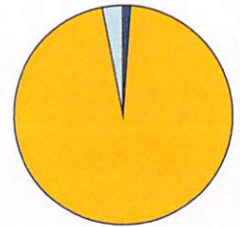


### Corporate Overnight Plus Fund

Duration 0.28449

	Participant Assets	Market Value
Beginning of Quarter Balance	8,925,050,299.83	8,926,479,961.70
Deposits	5,532,433,647.91	
Withdrawals	(5,050,571,818.78)	
End of Quarter Balance	9,406,912,128.96	9,407,843,488.24

Commercial Paper	96%
Cash/Repo	3%
MM Funds	1%



### Returns

	September		October		November	
	Average Rate	7-day SEC Yield	Average Rate	7-day SEC Yield	Average Rate	7-day SEC Yield
Govt Overnight Fund	5.17%	4.95%	4.90%	4.87%	4.70%	4.62%
Corp Overnight Fund	5.32%	5.12%	5.08%	5.03%	4.88%	4.81%
Corp Overnight Plus Fund	5.33%	5.15%	5.08%	5.04%	4.90%	4.84%

*William Mastrodicasa*  
William Mastrodicasa

Lone Star Investment Pool Investment Officers

*Tammy Davis*  
Tammy Davis